

James Gwartney, Robert Lawson,
Joshua Hall & Ryan Murphy

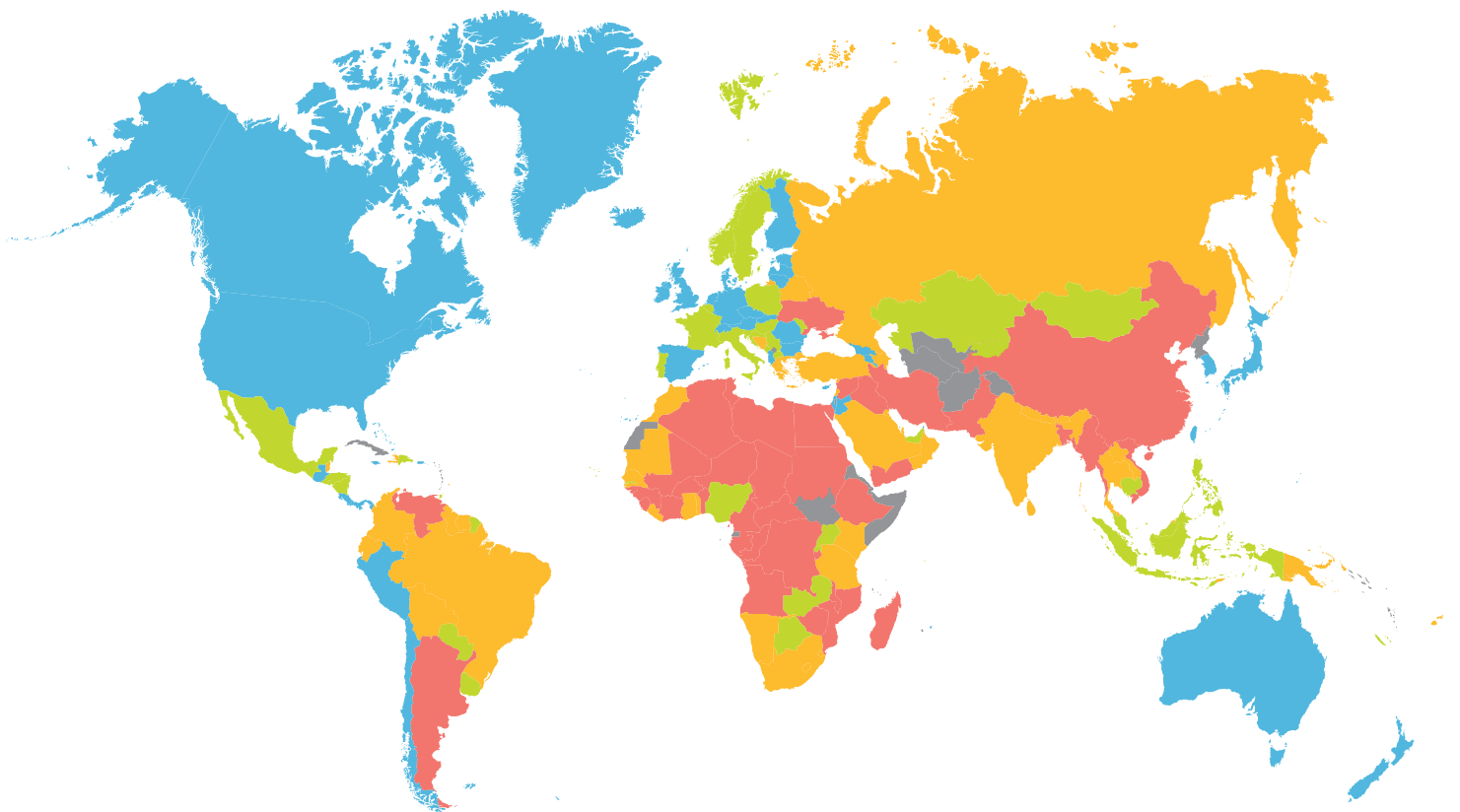
with Niclas Berggren, Fred McMahon,
& Therese Nilsson



ANNUAL REPORT

Economic Freedom of the World

2020



 MOST FREE

 2ND QUARTILE

 3RD QUARTILE

 LEAST FREE

Economic Freedom of the World

2020 Annual Report

James Gwartney
Florida State University

Robert Lawson
Southern Methodist University

Joshua Hall
West Virginia University

Ryan Murphy
Southern Methodist University

with

Niclas Berggren
Research Institute of Industrial Economics
University of Economics, Prague

Fred McMahon
Fraser Institute

Therese Nilsson
Lund University
Research Institute of Industrial Economics

2020

Copyright ©2020 by the Fraser Institute. All rights reserved. No part of this book may be reproduced in any manner whatsoever without written permission except in the case of brief quotations embodied in critical articles and reviews.

The authors of this book have worked independently and opinions expressed by them are, therefore, their own and do not necessarily reflect the opinions of the supporters, directors, or staff of the Fraser Institute. This publication in no way implies that the Fraser Institute, its directors, or staff are in favor of, or oppose the passage of, any bill; or that they support or oppose any particular political party or candidate.

Published in cooperation with the Economic Freedom Network.

Cover design: Heather Jalbout.

Printed and bound in Canada.

Data available to researchers

The full data set, including all of the data published in this report as well as data omitted because of limited space, can be downloaded for free at <www.fraserinstitute.org/economic-freedom/dataset>. The data file available there contains the most up-to-date and accurate data for the *Economic Freedom of the World* index. Some variable names and data sources have evolved over the years since the first publication in 1996; users should consult earlier editions of *Economic Freedom of the World* for details about sources and descriptions for those years. All editions of the report are available in PDF and can be downloaded for free from <<https://www.fraserinstitute.org/studies/economic-freedom>>. However, users are always strongly encouraged to use the data from this most recent data file as updates and corrections, even to earlier years' data, do occur. Users doing long-term or longitudinal studies are encouraged to use the EFW Panel Dataset as it is the most consistent through time. If you have difficulty downloading the data, please contact Fred McMahon via e-mail to <freetheworld@fraserinstitute.org>. If you have technical questions about the data itself, please contact Joshua Hall <joshua.c.hall@gmail.com> or Robert Lawson <robert.a.lawson@gmail.com>.

Please cite the data in your bibliography as: James Gwartney, Robert Lawson, Joshua Hall, and Ryan Murphy (2020). Economic Freedom Dataset, published in *Economic Freedom of the World: 2020 Annual Report*. Fraser Institute. <www.fraserinstitute.org/economic-freedom/dataset>.

Cite this publication

James Gwartney, Robert Lawson, Joshua Hall, and Ryan Murphy (2020). *Economic Freedom of the World: 2020 Annual Report*. Fraser Institute.

Cataloguing Information

Gwartney, James D.

Economic freedom of the world ... annual report / James D. Gwartney. Annual.

Description based on: 1997

2020 issue by James Gwartney, Robert Lawson, Joshua Hall, and Ryan Murphy; with Niclas Berggren, Fred McMahon, and Therese Nilsson.

Issued also online.

ISSN 1482-471X; ISBN 978-0-88975-610-6 (2020 edition).

1. Economic history--1990- --Periodicals. 2. Economic indicators--Periodicals.

I. Fraser Institute (Vancouver, B.C.) II. Title

Table of Contents

Executive Summary / v

Chapter 1 Economic Freedom of the World in 2018 / 1

Chapter 2 Country Data Tables / 23

Chapter 3 Economic Freedom as a Driver of Trust and Tolerance / 187
Niclas Berggren and Therese Nilsson

Appendix Explanatory Notes and Data Sources / 213

About the Authors / 227

About the Contributors / 228

Acknowledgments / 229

The Economic Freedom Network / 230

Executive Summary

The index published in *Economic Freedom of the World* measures the degree to which the policies and institutions of countries are supportive of economic freedom. The cornerstones of economic freedom are personal choice, voluntary exchange, freedom to enter markets and compete, and security of the person and privately owned property. Forty-two data points are used to construct a summary index, along with a Gender Legal Rights Adjustment to measure the extent to which women have the same level of economic freedom as men. This is the same structure as last year, though changes have been made to nine of the components. The degree of economic freedom is measured in five broad areas.

Area 1: Size of Government

As government spending, taxation, and the size of government-controlled enterprises increase, government decision-making is substituted for individual choice and economic freedom is reduced.

Area 2: Legal System and Property Rights

Protection of persons and their rightfully acquired property is a central element of both economic freedom and civil society. Indeed, it is the most important function of government.

Area 3: Sound Money

Inflation erodes the value of rightfully earned wages and savings. Sound money is thus essential to protect property rights. When inflation is not only high but also volatile, it becomes difficult for individuals to plan for the future and thus use economic freedom effectively.

Area 4: Freedom to Trade Internationally

Freedom to exchange—in its broadest sense, buying, selling, making contracts, and so on—is essential to economic freedom, which is reduced when freedom to exchange does not include businesses and individuals in other nations.

Area 5: Regulation

Governments not only use a number of tools to limit the right to exchange internationally, they may also impose onerous regulations that limit the right to exchange, gain credit, hire or work for whom you wish, or freely operate your business.

Gender Legal Rights Adjustment

The index published in *Economic Freedom of the World* now includes an adjustment for gender disparity to take into account the fact that in many nations women are not legally accorded the same level of economic freedom as men.

The Gender Disparity Index and its use in making the adjustment is described in Chapter 3: Adjusting for Gender Disparity in Economic Freedom and Why It Matters, pp. 189–211 in the report of 2017.

Jurisdictions

The total number of jurisdictions in the index remains at 162. The data are available annually from 2000 to 2018 and for years ending in zero or five back to 1970. This dataset makes it possible for scholars to analyze the impact of both cross country differences in economic freedom and changes in that freedom across a time frame of several decades. Estimates are also provided at five-year intervals back to 1950 on the economic freedom website.¹

Related research

Since our first publication in 1996, numerous studies have used the data published in *Economic Freedom of the World* to examine the impact of economic freedom on investment, economic growth, income levels, and poverty rates. Virtually without exception, these studies have found that countries with institutions and policies more consistent with economic freedom have higher investment rates, more rapid economic growth, higher income levels, and a more rapid reduction in poverty rates.²

Economic freedom around the world in 2018

Top-rated countries

The most recent comprehensive data available are from 2018. Hong Kong remains in the top position. The apparent increased insecurity of property rights and the weakening of the rule of law caused by the interventions of the Chinese government during 2019 and 2020 will likely have a negative impact on Hong Kong's score, especially in Area 2, Legal System and Property Rights, going forward.

Singapore, once again, comes in second. The next highest scoring nations are New Zealand, Switzerland, United States, Australia, Mauritius, Georgia, Canada, and Ireland.

Rankings of other major countries

The rankings of some other major countries are Japan (20th), Germany (21st), Italy (51st), France (58th), Mexico (68th), Russia (89th), India (105th), Brazil (105th), and China (124th).

Ten lowest-rated countries

The ten lowest-rated countries are: the Central African Republic, Democratic Republic of Congo, Zimbabwe, Republic of Congo, Algeria, Iran, Angola, Libya, Sudan, and, lastly, Venezuela.

1 A comprehensive data set is available at <www.fraserinstitute.org/economic-freedom/dataset>.

2 For a review of these studies, see: Joshua Hall and Robert Lawson (2014). Economic Freedom of the World: An Accounting of the Literature. *Contemporary Economic Policy* 32, 1: 1–19. <<https://onlinelibrary.wiley.com/doi/abs/10.1111/coep.12010>>.

Nations that are economically free out-perform non-free nations in indicators of well-being

- Nations in the top quartile of economic freedom had an average per-capita GDP of \$44,198 in 2018, compared to \$5,754 for nations in the bottom quartile (PPP constant 2017, international\$) (exhibit 1.5).
- In the top quartile, the average income of the poorest 10% was \$12,293, compared to \$1,558 in the bottom quartile (PPP constant 2017, international\$) (exhibit 1.9). Interestingly, the average income of the poorest 10% in the most economically free nations is more than twice the average per-capita income in the least free nations.
- In the top quartile, 1.7% of the population experience extreme poverty (US\$1.90 a day) compared to 31.5% in the lowest quartile (exhibit 1.10).
- Life expectancy is 80.3 years in the top quartile compared to 65.6 years in the bottom quartile (exhibit 1.6).

Economic freedom continues to grow

Exhibit 1.4 shows the global average for all 123 nations with complete data since 2000. Between 2000 and 2018, the average economic freedom rating increased to 6.98 from 6.63, about one-third of a standard deviation over this period.

Chapters in the report

Chapter 1: Economic Freedom of the World in 2018

The authors of the report, James Gwartney, Robert Lawson, Joshua Hall, and Ryan Murphy, provide an overview of the report and discuss why economic freedom is important.

Chapter 2: Country Data Tables

Detailed historical information is provided for each of the 161 countries and one territory in the index.

Chapter 3: Economic Freedom as a Driver of Trust and Tolerance

By Niclas Berggren and Therese Nilsson

Chapter 3 examines how the market economy affects cultural traits, in particular trust, tolerance, and antisemitism. The results indicate economic freedom generates social trust and tolerance. The relationship to antisemitism is complex. Gains in one area of economic freedom, the legal system, reduce it while gains in another, trade openness, increase it.

Data available to researchers

The full data set, including the data published in this report as well as data omitted due to limited space, can be downloaded for free at <www.fraserinstitute.org/economic-freedom/dataset>. The data file available there contains the most up-to-date and accurate data for the *Economic Freedom of the World* index. Some variable names and data sources have evolved over the years since the first publication in 1996; users should consult earlier editions of *Economic Freedom of the World* for details about sources and descriptions for those years. All editions of the report are available in PDF and can be downloaded for free at <<https://www.fraserinstitute.org/studies/economic-freedom>>. However, users are always strongly encouraged to use the data from this most recent data file as updates and corrections, even to earlier years' data, do occur. Users doing long-term or longitudinal studies are encouraged to use the EFW Panel Dataset as it is the most consistent through time.¹

Technical help

If you have difficulty retrieving the data, please contact Fred McMahon via e-mail to <freetheworld@fraserinstitute.org>. If you have technical questions about the data itself, please contact Joshua Hall <joshua.c.hall@gmail.com> or Robert Lawson <robert.a.lawson@gmail.com>.

Citing the data

Please cite data as: James Gwartney, Robert Lawson, Joshua Hall, and Ryan Murphy (2020). Economic Freedom Dataset, published in *Economic Freedom of the World: 2020 Annual Report*. Fraser Institute. <www.fraserinstitute.org/economic-freedom/dataset>.

Published work using ratings from *Economic Freedom of the World*

A list of published papers that have used the economic freedom ratings from *Economic Freedom of the World* is available on line at <www.fraserinstitute.org/economic-freedom/citations>. In most cases, a brief abstract of the article is provided. If you know of other papers current or forthcoming that should be included on this page, or have further information about any of these papers or authors, please write to <freetheworld@fraserinstitute.org>.

1. Note that the official names of two countries have changed: Macedonia is now North Macedonia and Swaziland is now Eswatini. The alphabetic order of countries in the EFW Panel Dataset has been adjusted accordingly. ISO codes remain the same.

Chapter 1 Economic Freedom of the World in 2018

From the beginning, the participants in the Economic Freedom of the World (EFW) project recognized that development of the best possible measure of economic freedom, both across countries and through time, would be an ongoing project. As Milton Friedman stated in his foreword to *Economic Freedom of the World: 1975–1995* (Gwartney, Lawson, and Block, 1996), additional work would be necessary to “bring the indexes of economic freedom up to date and to incorporate the additional understanding that will be generated”.

This year’s annual report reflects our continued effort to improve the accuracy of the Economic Freedom of the World (EFW) measure. Last year, we added Component 1E: State Ownership of the Economy. This component is derived from the relatively new *Varieties of Democracy* (V-Dem) dataset (Coppedge, *et al.*, 2020). In this year’s report, we are using additional information from V-Dem to augment our existing data in a number of other components of the index. These and other changes to the index are described in greater detail below.

We urge users of the EFW index to use the data only from the most recent report because of changes to the report’s methodology from one edition to the next. All the ratings for all countries and years for which we have ratings are available in each year’s datafile.

What is economic freedom?

Economic freedom is based on the concept of self-ownership. Because of this self-ownership, individuals have a right to choose—to decide how to use their time and talents to shape their lives. On the other hand, they do not have a right to the time, talents, and resources of others. Thus, they have no right to take things from others or demand that others provide things for them.

The cornerstones of economic freedom are personal choice, voluntary exchange, open markets, and clearly defined and enforced property rights. Individuals are economically free when they are permitted to choose for themselves and engage in voluntary transactions as long as they do not harm the person or property of others. When economic freedom is present, the choices of individuals will decide what and how goods and services are produced. Put another way, economically free individuals will be permitted to decide for themselves rather than having options imposed on them by the political process or the use of violence, theft, or fraud by others.

The EFW index is designed to measure the degree to which the institutions and policies of countries are consistent with economic freedom. In order to achieve a high EFW rating, a country must do some things, but refrain from

others. Governments enhance economic freedom when they provide an infrastructure for voluntary exchange, and protect individuals and their property from aggressors using violence, coercion, and fraud to seize things that do not belong to them. In this regard, the legal system is particularly important. The country's legal institutions must protect the person and property of all individuals from the aggressive acts of others and enforce contracts in an even-handed manner. Access must also be provided to money of sound value. But governments must also refrain from actions that restrict personal choice, interfere with voluntary exchange, and limit entry into markets. Economic freedom is reduced when taxes, government expenditures, and regulations are substituted for personal choice, voluntary exchange, and market coordination.

The EFW measure might be thought of as a measure of the degree to which scarce resources are allocated by personal choices coordinated by markets rather than centralized planning directed by the political process. It might also be thought of as an effort to identify how closely the institutions and policies of a country correspond with the ideal of a limited government, where the government protects property rights and arranges for the provision of a limited set of “public goods” such as national defense and access to money of sound value, but little beyond these core functions. To a large degree, a country's EFW summary rating is a measure of how closely its institutions and policies compare with the idealized structure implied by standard textbook analysis of microeconomics.

The Economic Freedom of the World index—an overview

The EFW index provides a comprehensive measure of the consistency of a country's institutions and policies with economic freedom. It is an outgrowth of a series of six conferences hosted by Milton and Rose Friedman and Michael Walker from 1986 to 1994, which produced three books (Walker, 1988; Block, 1991; Easton and Walker, 1992) reporting the various prototypes and approaches examined in the discussions that culminated in the initial publication of *Economic Freedom of the World*. In addition to the Friedmans, several of the world's leading economists including Douglass North, Gary Becker, Peter Bauer, William Niskanen, and Gordon Tullock contributed to the development of the EFW measure. The index is published by a network of institutes spearheaded by the Fraser Institute in Canada. Members of the network and other interested parties meet annually to review the structure of the index and consider ideas for its improvement.

The construction of the EFW index is based on three important methodological principles. First, objective components are preferred to those that involve surveys or value judgments. With that said, given the multi-dimensional nature of economic freedom and the importance of legal and regulatory elements, it is sometimes necessary to use data based on surveys, expert panels, and generic case studies. To the fullest extent possible, however, the index uses objective components. Second, the data used to construct the index ratings are from external sources such as the International Monetary Fund, World Bank, and World Economic Forum that provide data for a large number of countries. Data provided directly from a source within a country are rarely used. Importantly, the value judgments of the authors or others in the Economic Freedom Network

are never used to alter the raw data or the rating of any country. Third, transparency is present throughout. The report provides information about the data sources, the methodology used to transform raw data into component ratings, and how the component ratings are used to construct both the area and summary ratings. Methodological details can be found in the Appendix: Explanatory Notes and Data Sources of this report (p. ____). The entire data set used in the construction of the index is freely available to researchers at <www.fraserinstitute.org/economic-freedom/dataset>.

The total number of jurisdictions in the index remains at 162. The data are available annually from 2000 to 2018 and for years ending in zero or five back to 1970. This dataset makes it possible for scholars to analyze the impact of both cross-country differences in economic freedom and changes in that freedom across a time frame of several decades. The EFW measure is a valuable tool for scholars seeking to examine the contribution of economic institutions more thoroughly and disentangle their influence from political, climatic, locational, cultural, and historical factors as determinants of growth and development.

Structure of the EFW index

Exhibit 1.1 indicates the structure of the EFW index. The index measures the degree of economic freedom present in five major areas: [1] Size of Government, [2] Legal System and Property Rights, [3] Sound Money [4] Freedom to Trade Internationally, and [5] Regulation of credit, labor, and business.

Within the five major areas, there are 24 components in the index. Many of the components are themselves made up of several sub-components. In total, the index incorporates 42 distinct variables. Each component (and sub-component) is placed on a scale from 0 to 10 that reflects the distribution of the underlying data. When sub-components are present, the sub-component ratings are averaged to derive the component rating. The component ratings within each area are then averaged to derive ratings for each of the five areas. In turn, the five area ratings are averaged to derive the summary rating for each country.

Area 1: Size of Government focuses on how government expenditures and tax rates affect economic freedom. Taken together, the five components of Area 1 measure the degree to which a country relies on personal choice and markets rather than government budgets and political decision-making. Countries with lower levels of government spending, lower marginal tax rates, and less government investment and state ownership of assets earn the highest ratings in this area.

Area 2: Legal System and Property Rights focuses on the importance of the legal system as a determinant of economic freedom. Protection of persons and their rightfully acquired property is a central element of economic freedom. Many would argue that it is the most important function of government. The key ingredients of a legal system consistent with economic freedom are rule of law, security of property rights, an independent and unbiased judiciary, and impartial and effective enforcement of the law. The eight components of Area 2 are indicators of how effectively the protective functions of government are performed.

Area 3: Sound Money focuses on the importance of money and relative price stability in the exchange process. Sound money—money with relatively stable

Exhibit 1.1: Areas, Components, and Sub-components of the EFW Index

1. Size of Government

- | | |
|----------------------------|---|
| A. Government consumption | D. Top marginal tax rate |
| B. Transfers and subsidies | (i) Top marginal income tax rate |
| C. Government investment | (ii) Top marginal income and payroll tax rate |
| | E. State ownership of assets |

2. Legal System and Property Rights¹

- | | |
|--|--|
| A. Judicial independence | E. Integrity of the legal system |
| B. Impartial courts | F. Legal enforcement of contracts |
| C. Protection of property rights | G. Regulatory costs of the sale of real property |
| D. Military interference in rule of law and politics | H. Reliability of police |

3. Sound Money

- | | |
|------------------------------------|--|
| A. Money growth | C. Inflation: most recent year |
| B. Standard deviation of inflation | D. Freedom to own foreign currency bank accounts |

4. Freedom to Trade Internationally

- | | |
|--|---|
| A. Tariffs | C. Black-market exchange rates |
| (i) Revenue from trade taxes (% of trade sector) | D. Controls of the movement of capital and people |
| (ii) Mean tariff rate | (i) Financial openness |
| (iii) Standard deviation of tariff rates | (ii) Capital controls |
| B. Regulatory trade barriers | (iii) Freedom of foreigners to visit |
| (i) Non-tariff trade barriers | |
| (ii) Compliance costs of importing and exporting | |

5. Regulation

- | | |
|---|---------------------------------------|
| A. Credit market regulations | (v) Mandated cost of worker dismissal |
| (i) Ownership of banks | (vi) Conscriptation |
| (ii) Private sector credit | C. Business regulations |
| (iii) Interest rate controls / negative real interest rates | (i) Administrative requirements |
| B. Labor market regulations | (ii) Bureaucracy costs |
| (i) Hiring regulations and minimum wage | (iii) Starting a business |
| (ii) Hiring and firing regulations | (iv) Impartial public administration |
| (iii) Centralized collective bargaining | (v) Licensing restrictions |
| (iv) Hours regulations | (vi) Cost of tax compliance |

Note 1: Area 2 ratings are adjusted to reflect inequalities in the legal treatment of women. See Fike, 2017 for details.

purchasing power across time—reduces transaction costs and facilitates exchange, thereby promoting economic freedom. The four components of this area provide a measure of the extent to which people in different countries have access to sound money. In order to earn a high rating in Area 3, a country must follow policies and adopt institutions that lead to low (and stable) rates of inflation and avoid regulations that limit the ability to use alternative currencies.

Area 4: Freedom to Trade Internationally focuses on exchange across national boundaries. In our modern world, freedom to trade with people in other countries is an important ingredient of economic freedom. When governments impose restrictions that reduce the ability of their residents to engage in voluntary exchange with people in other countries, economic freedom is diminished. The components in Area 4 are designed to measure a wide variety of trade restrictions: tariffs, quotas, hidden administrative restraints, and controls on exchange rates and the movement of capital. In order to get a high rating in this area, a country must have low tariffs, easy clearance and efficient administration of customs, a freely convertible currency, and few controls on the movement of physical and human capital.

Area 5: Regulation measures how regulations that restrict entry into markets and interfere with the freedom to engage in voluntary exchange reduce economic freedom. The components of Area 5 focus on regulatory restraints that limit the freedom of exchange in credit, labor, and product markets.

Key changes to the EFW index in the 2020 Annual Report

In this year’s report, we have made key and important changes to nine components. This means that making comparisons for these variables (and for the associated area and summary ratings) between the 2019 report and this 2020 report will be extraordinarily difficult. Please see the Appendix: Data Notes and Sources (p. 213) for additional details and exact sources.

Component 1C: Government investment was thoroughly updated all the way back to 1970 using data from the IMF’s Investment and Capital Dataset on government investment. The older categorical ratings based on our early evaluations of the scope of government enterprises as well as some ratings that could not be verified have been dropped. The component is now just called “Government Investment”. The rating formula is now based on a standard max and min formula instead of the old categorical rating method.

Component 2A: Judicial independence is now based on three underlying sources instead of one. We now use new information from the V-Dem on “judicial purges”, “government attacks on the judiciary”, “court packing”, “high court independence”, and “low court independence”, as well as data from Staton and Linzer’s “global measure of judicial independence”.

Component 2B: Impartial courts is now based on three underlying sources instead of one. New information from V-Dem on “judicial corrupt decision” and the World Governance Indicators (WGI) on “rule of law” are used.

Component 2C: Protection of property rights is now based on three underlying sources instead of one. New information on “property rights” from V-Dem and the “property rights and rule-based governance” data from the World Bank’s Country Policy and Institutional Assessment (CPIA) are used.

Component 2E: Integrity of the legal system is now based on two underlying sources instead of one. V-Dem data on “judicial accountability”, “compliance with the High Court”, “judicial review”, “transparent laws with predictable enforcement”, and “access to justice” are now included in the calculation of this component.

Component 2F: Legal enforcement of contracts is now based on two underlying sources instead of one. The new information is the “enforcement of contracts” data from the Business Environment Risk Intelligence (BERI).

Component 2I: Business costs of crime has been deleted entirely because the source no longer reports it and no satisfactory replacement was available.

Sub-component 4Di: Financial openness. The old sub-component, “Foreign Ownership/Investment Restrictions” based on the Global Competitiveness Report, has been replaced with the Chinn-Ito (2006) data for all countries and all years. The reason is that the GCR stopped reporting this information, and the Chinn-Ito data has broader country and year coverage. The sub-component title has been changed accordingly.

Sub-component 5Civ: Impartial public administration. The old sub-component, “Extra Payments/Bribes/Favoritism” based on the Global Competitiveness Report, has been replaced with the V-Dem data on “rigorous and impartial public administration” for all countries and all years. The reason is that the GCR stopped reporting this information, and the V-Dem data has broader country and year coverage. The sub-component title has been changed accordingly.

One important consequence of these changes is that we are now able to rate significantly more countries in earlier years because the new sources go farther back in time than much of the information we had previously been relying on. For instance, we now have ratings for 84 countries in 1970 rather than just 54. Also, using multiple sources in each component should reduce the impact of any measurement error or idiosyncrasies in the data for any given country or year.

It is impossible to make so many changes without an impact on the ratings and rankings of the countries in the EFW index. While most nations’ ratings and rankings change only modestly, there are a few that are affected to a fairly significant degree. While this is unfortunate, we are confident the revised index is more accurate as it is based on more and better-quality underlying data.

Construction of Area and Summary ratings

Theory provides us with some direction about elements that should be included in the five areas and the summary index, but it does not indicate what weights should be attached to the components within the areas or among the areas in the construction of the summary index. It would be nice if these factors were

independent of each other and a weight could be attached to each of them. In the past, we investigated several methods of weighting the various components, including principle component analysis and a survey of economists. We have also invited others to use their own weighting structure if they believe that it is preferable. Our experience indicates that the summary index is not very sensitive to alternative weighting methods.

Furthermore, there is reason to question whether the areas (and components) are independent or work together like the wheels, motor, transmission, driveshaft, and frame of a car. Just as these interconnected parts provide for the mobility of an automobile, it may be the combination of interrelated factors that brings about economic freedom. Which is more important for the mobility of an automobile: the motor, wheels, or transmission? The question cannot be easily answered because the parts work together. If any of these key parts break down, the car is immobile. Institutional quality may be much the same. If any of the key parts are absent, the overall effectiveness is undermined.

As the result of these two considerations, we organize the elements of the index in a manner that seems sensible to us but we make no attempt to weight the components in any special way when deriving either area or summary ratings. Of course, the component and sub-component data are available to researchers who would like to consider alternative weighting schemes and we encourage them to do so.

In 2017, we introduced an adjustment to the rating of Area 2 that reflects cross-country differences in legal rights based on gender. Over 40 questions from a World Bank dataset related to the legal rights of women compared to those of men are used in the construction of a gender disparity measure. This is then used to adjust the Area 2 ratings. See Rosemarie Fike's description in Chapter 3 of the 2017 report (Fike, 2017) for details on this adjustment. The Fraser Institute has created a stand-alone website (womenandprogress.org) that explores how economic freedom contributes to women's advancement.

Summary Economic Freedom ratings in 2018

Exhibits 1.2a and 1.2b (pp. 9–10) present the summary economic freedom ratings, sorted from highest to lowest, for the 162 jurisdictions of this year's report. These ratings are for 2018, the most recent year for which comprehensive data are available. Hong Kong and Singapore, as usual, occupy the top two positions. The next highest scoring nations are New Zealand, Switzerland, United States, Australia, Mauritius, Georgia, Canada, and Ireland.

The rankings of some other major countries are Japan (20th), Germany (21st), Italy (51st), France (58th), Mexico (68th), Russia (89th), India (105th), Brazil (105th), and China (124th). The 10 lowest-rated countries are: Central African Republic, Democratic Republic of Congo, Zimbabwe, Republic of Congo, Algeria, Iran, Angola, Libya, Sudan, and, lastly, Venezuela.

Hong Kong has been in the first position at the top of the EFW index for all years for which we have data. The ratings in this year's report are based on data

for 2018. Thus, Hong Kong's rating in this report is unaffected by the 2019 proposal to transfer certain legal cases to the mainland and the protest and sometimes brutal suppression that followed; or by the new security law imposed in 2020 by the Chinese government with potential sentences of life imprisonment and the accompanying arrests in its aftermath. Between 1997 and 2018, there was no evidence of significant policy changes in Hong Kong as the result of the 1997 establishment of Hong Kong as a Special Administrative Region within China. Our data indicate that there have not been any major changes in tax and spending policy, monetary stability, or regulatory policy. In fact, Hong Kong's 2018 rating of 8.94 is its highest since the financial crisis in 2008. However, it will be surprising if the apparent increase in the insecurity of property rights and the weakening of the rule of law caused by the interventions of the Chinese government in 2019 and 2020 do not result in lower scores, especially in Area 2, for Hong Kong in future reports.

Economic Freedom ratings and rankings for the Five Areas and the Components of Area 5 in 2018

Exhibit 1.3 (pp. 11–15) presents the ratings (and rankings) for each of the five areas of the index and for Components 5A, 5B, and 5C. A number of interesting patterns emerge from an analysis of these data. High-income industrial economies generally rank quite high for Legal System and Property Rights (Area 2), Sound Money (Area 3), and Freedom to Trade Internationally (Area 4). Their ratings were lower, however, for Size of Government (Area 1) and Regulation (Area 5), particularly regulation of labor markets (Component 5B). This was particularly true for the high-income countries of Western Europe.

On the other hand, a number of developing nations have a small fiscal size of government but rate low in other areas and, as a result, have a low overall rating. The lesson from this is clear: a small fiscal size of government is insufficient to ensure economic freedom. The institutions of economic freedom, such as the rule of law and property rights, as well as sound money, trade openness, and sensible regulation are also required.

As the area ratings show, weakness in the rule of law and property rights is particularly pronounced in Sub-Saharan Africa, among Islamic nations, and for several nations that were formerly part of the Soviet bloc, though several countries in the latter group have made impressive strides toward improvement. Many nations in Latin America and Southeast Asia also score poorly for rule of law and property rights. The nations that rank poorly in this category also tend to score poorly in the trade and regulation areas, even though several have reasonably sized governments and sound money.

Exhibit 1.2a: Summary Economic Freedom Ratings for 2018, First and Second Quartiles

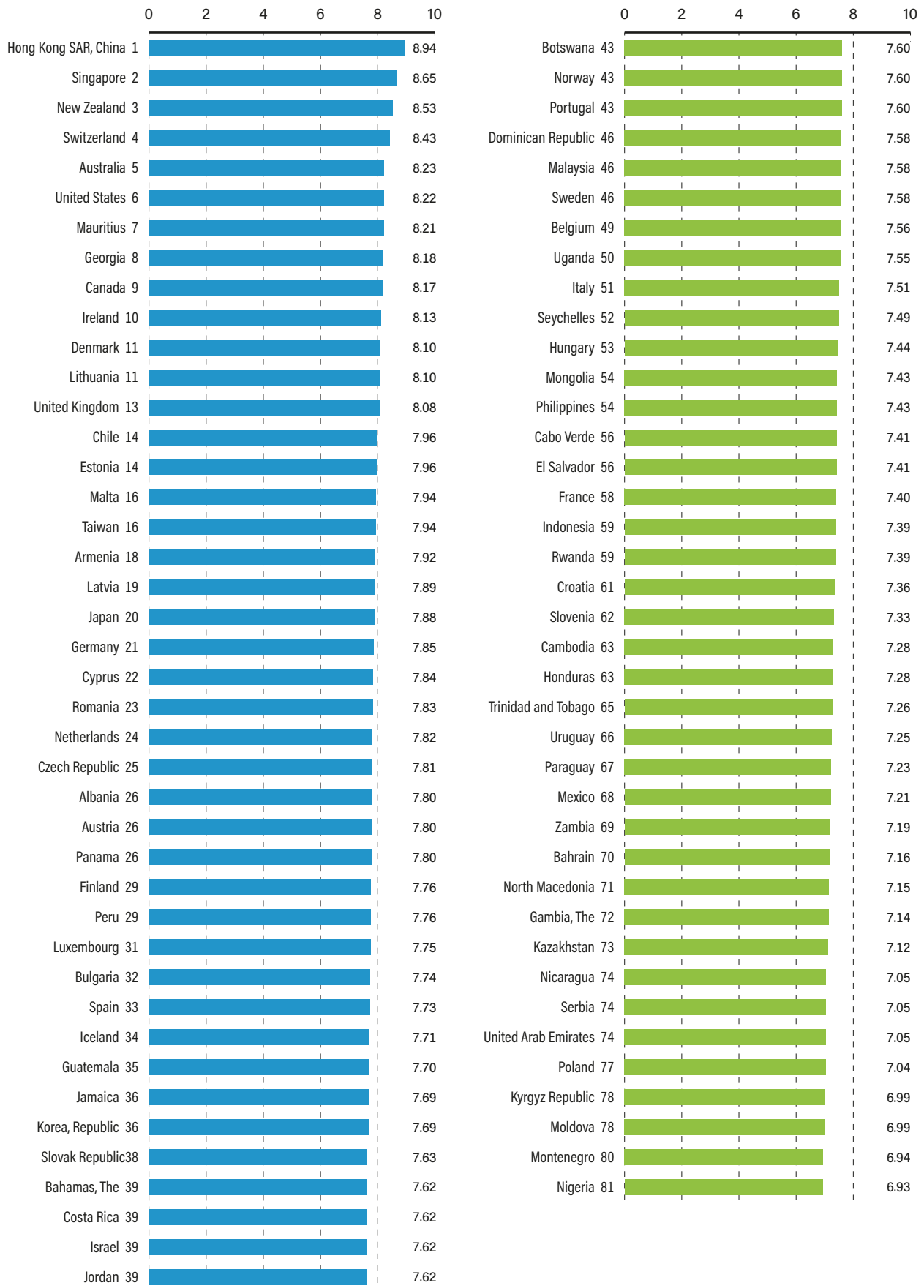


Exhibit 1.2b: Summary Economic Freedom Ratings for 2018, Third and Fourth Quartiles

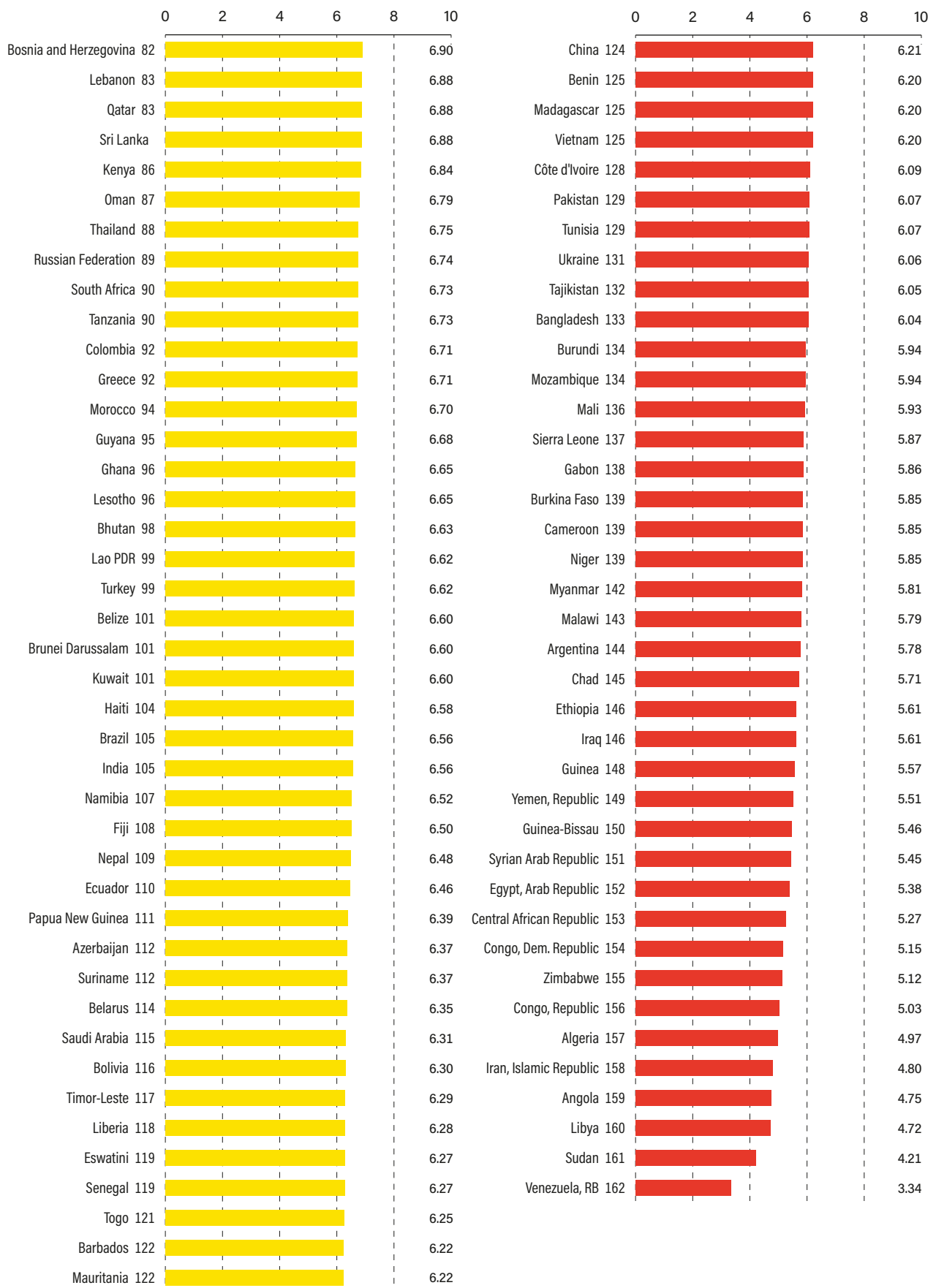


Exhibit 1.3: Area Economic Freedom Ratings (Rankings) for 2018

	Areas					Components of Area 5		
	1 Size of Government	2 Legal System and Property Rights	3 Sound Money	4 Freedom to trade internationally	5 Regulation	5A Credit market regulations	5B Labor market regulations	5C Business regulations
	Rating (Rank)	Rating (Rank)	Rating (Rank)	Rating (Rank)	Rating (Rank)	Rating (Rank)	Rating (Rank)	Rating (Rank)
Albania	8.09 (22)	5.17 (74)	9.82 (6)	8.20 (39)	7.72 (49)	9.74 (19)	6.72 (68)	6.71 (86)
Algeria	4.24 (161)	4.53 (115)	7.92 (110)	2.58 (160)	5.56 (148)	5.10 (155)	5.65 (114)	5.95 (127)
Angola	7.31 (48)	3.43 (147)	4.70 (160)	2.92 (158)	5.39 (151)	5.18 (154)	5.34 (129)	5.64 (134)
Argentina	6.05 (111)	4.63 (105)	5.07 (156)	7.41 (75)	5.76 (146)	5.75 (148)	5.12 (136)	6.40 (106)
Armenia	7.85 (27)	5.98 (47)	9.56 (23)	8.46 (21)	7.76 (44)	9.55 (29)	6.46 (84)	7.28 (54)
Australia	6.90 (64)	7.93 (9)	9.66 (16)	7.94 (52)	8.73 (7)	9.95 (12)	7.80 (29)	8.43 (13)
Austria	5.66 (128)	7.95 (7)	9.36 (46)	8.38 (26)	7.67 (54)	9.24 (49)	5.86 (109)	7.90 (32)
Azerbaijan	5.22 (142)	4.72 (96)	7.32 (122)	7.24 (81)	7.34 (72)	8.33 (88)	6.54 (79)	7.13 (59)
Bahamas, The	9.10 (2)	6.17 (40)	8.11 (103)	6.25 (119)	8.46 (15)	9.12 (55)	8.36 (9)	7.88 (33)
Bahrain	6.62 (79)	4.72 (95)	9.18 (67)	7.58 (73)	7.69 (52)	7.61 (116)	7.90 (24)	7.56 (42)
Bangladesh	8.08 (23)	3.04 (155)	6.93 (135)	5.56 (142)	6.61 (117)	7.88 (103)	7.05 (57)	4.88 (152)
Barbados	5.49 (135)	5.70 (53)	6.47 (149)	6.80 (100)	6.65 (113)	6.29 (141)	6.99 (60)	6.69 (87)
Belarus	5.96 (114)	4.72 (97)	7.27 (124)	6.75 (102)	7.06 (89)	7.00 (130)	7.19 (51)	6.99 (68)
Belgium	4.90 (151)	7.12 (21)	9.33 (53)	8.28 (33)	8.19 (23)	9.21 (50)	7.42 (45)	7.94 (31)
Belize	7.29 (49)	4.75 (90)	7.07 (129)	6.06 (125)	7.83 (40)	9.27 (48)	7.55 (40)	6.69 (88)
Benin	6.62 (78)	4.68 (100)	7.06 (131)	5.84 (133)	6.80 (111)	6.82 (133)	6.34 (90)	7.22 (57)
Bhutan	6.66 (74)	5.66 (56)	7.07 (130)	6.09 (124)	7.68 (53)	7.77 (108)	7.94 (21)	7.33 (52)
Bolivia	5.97 (113)	3.89 (136)	9.36 (44)	7.02 (90)	5.25 (153)	7.63 (115)	3.83 (157)	4.29 (157)
Bosnia & Herzegovina	6.45 (93)	4.57 (110)	8.30 (92)	7.69 (66)	7.48 (61)	10.00 (1)	7.21 (50)	5.24 (144)
Botswana	6.66 (75)	6.07 (45)	9.35 (47)	7.89 (55)	8.05 (29)	9.12 (56)	7.42 (44)	7.61 (40)
Brazil	6.86 (68)	5.02 (83)	9.31 (56)	6.84 (96)	4.77 (159)	5.30 (153)	4.46 (153)	4.55 (156)
Brunei Darussalam	3.33 (162)	5.40 (65)	8.56 (82)	7.14 (86)	8.55 (10)	8.63 (79)	8.79 (5)	8.22 (24)
Bulgaria	6.87 (67)	5.92 (50)	9.56 (22)	8.47 (20)	7.87 (38)	10.00 (1)	7.17 (52)	6.45 (102)
Burkina Faso	5.19 (144)	4.14 (131)	6.54 (146)	6.27 (117)	7.12 (83)	7.68 (112)	7.01 (59)	6.68 (89)
Burundi	6.84 (69)	4.34 (123)	8.81 (78)	3.39 (157)	6.33 (133)	5.00 (156)	8.05 (17)	5.94 (128)
Cabo Verde	7.47 (41)	6.25 (36)	8.44 (85)	7.65 (68)	7.26 (76)	9.54 (31)	4.88 (143)	7.37 (49)
Cambodia	8.42 (16)	3.85 (138)	9.46 (32)	7.74 (63)	6.95 (100)	9.50 (34)	6.46 (85)	4.90 (151)
Cameroon	7.34 (41)	3.07 (154)	7.27 (125)	5.12 (151)	6.47 (127)	7.17 (126)	7.28 (48)	4.98 (149)
Canada	6.69 (74)	7.74 (11)	9.59 (20)	8.09 (48)	8.75 (6)	10.00 (1)	8.08 (16)	8.18 (25)
Central African Republic	5.95 (115)	3.39 (148)	6.48 (147)	5.15 (150)	5.39 (150)	8.20 (94)	3.25 (160)	4.71 (154)
Chad	8.94 (4)	3.23 (153)	6.37 (150)	5.05 (152)	4.93 (156)	5.96 (147)	5.37 (126)	3.46 (160)
Chile	8.21 (19)	6.73 (27)	9.60 (18)	8.12 (46)	7.12 (82)	9.04 (60)	4.97 (142)	7.36 (50)
China	4.85 (153)	4.93 (86)	8.32 (90)	6.52 (112)	6.44 (130)	7.14 (127)	5.54 (119)	6.63 (92)

Exhibit 1.3 (continued): Area Economic Freedom Ratings (Rankings) for 2018

	Areas					Components of Area 5		
	1 Size of Government	2 Legal System and Property Rights	3 Sound Money	4 Freedom to trade internationally	5 Regulation	5A Credit market regulations	5B Labor market regulations	5C Business regulations
	Rating (Rank)	Rating (Rank)	Rating (Rank)	Rating (Rank)	Rating (Rank)	Rating (Rank)	Rating (Rank)	Rating (Rank)
Colombia	6.64 (76)	4.57 (108)	8.28 (93)	6.62 (109)	7.41 (69)	9.91 (13)	5.84 (110)	6.49 (100)
Congo, Dem. Rep.	7.57 (35)	2.89 (159)	4.78 (159)	5.21 (149)	5.31 (152)	5.67 (149)	5.49 (122)	4.77 (153)
Congo, Republic	6.70 (73)	3.27 (151)	4.90 (158)	5.40 (146)	4.90 (157)	4.04 (157)	5.66 (113)	4.99 (148)
Costa Rica	7.40 (45)	6.16 (41)	9.71 (11)	8.04 (49)	6.81 (110)	7.13 (129)	6.02 (102)	7.26 (56)
Côte d'Ivoire	6.20 (101)	4.59 (107)	7.32 (121)	5.41 (145)	6.92 (101)	7.69 (111)	6.07 (98)	7.01 (67)
Croatia	5.79 (119)	5.98 (48)	9.37 (41)	8.22 (38)	7.46 (64)	9.33 (37)	6.41 (88)	6.63 (93)
Cyprus	7.36 (47)	6.22 (38)	9.22 (66)	8.48 (18)	7.93 (36)	10.00 (1)	6.30 (91)	7.50 (43)
Czech Republic	6.64 (77)	6.62 (29)	9.02 (73)	8.33 (29)	8.41 (16)	10.00 (1)	8.12 (15)	7.11 (61)
Denmark	5.48 (137)	8.16 (3)	9.68 (15)	8.67 (8)	8.51 (12)	10.00 (1)	7.27 (49)	8.25 (22)
Dominican Republic	8.77 (5)	4.80 (89)	9.57 (21)	8.14 (43)	6.60 (119)	8.03 (100)	6.14 (97)	5.64 (135)
Ecuador	6.56 (85)	4.55 (114)	8.14 (101)	6.90 (92)	6.16 (141)	8.57 (80)	4.98 (141)	4.95 (150)
Egypt, Arab Republic	4.92 (150)	3.76 (141)	7.56 (115)	5.84 (132)	4.80 (158)	3.67 (158)	5.23 (132)	5.51 (140)
El Salvador	8.76 (7)	4.34 (125)	9.86 (2)	7.64 (69)	6.46 (128)	9.21 (51)	4.47 (152)	5.70 (132)
Estonia	6.35 (98)	7.43 (15)	9.26 (62)	8.58 (14)	8.17 (24)	9.29 (46)	6.26 (92)	8.95 (3)
Eswatini	5.56 (130)	4.57 (112)	7.63 (114)	6.03 (127)	7.55 (57)	8.78 (73)	7.63 (35)	6.24 (116)
Ethiopia	5.79 (120)	4.21 (129)	6.26 (153)	4.91 (153)	6.89 (103)	6.93 (131)	6.93 (62)	6.80 (80)
Fiji	5.67 (127)	4.96 (85)	7.01 (133)	5.94 (130)	8.93 (4)	9.76 (18)	9.29 (2)	7.73 (37)
Finland	4.89 (152)	8.12 (5)	9.36 (43)	8.40 (24)	8.03 (30)	9.90 (14)	5.34 (130)	8.85 (4)
France	4.95 (148)	6.68 (28)	9.36 (45)	8.46 (22)	7.58 (56)	8.94 (67)	5.91 (106)	7.88 (34)
Gabon	7.05 (59)	3.50 (146)	6.26 (152)	5.43 (144)	7.07 (87)	8.33 (88)	7.33 (47)	5.56 (138)
Gambia, The	6.87 (66)	5.05 (80)	9.45 (33)	7.21 (84)	7.11 (86)	6.84 (132)	7.92 (23)	6.56 (96)
Georgia	7.86 (26)	6.47 (32)	9.30 (58)	9.02 (3)	8.27 (19)	9.73 (20)	6.63 (75)	8.43 (11)
Germany	6.13 (106)	7.38 (17)	9.39 (39)	8.23 (37)	8.13 (26)	8.33 (88)	7.54 (41)	8.50 (8)
Ghana	8.60 (10)	5.11 (76)	6.30 (151)	6.13 (123)	7.13 (81)	8.40 (87)	6.65 (73)	6.33 (111)
Greece	4.95 (149)	5.71 (52)	7.93 (109)	7.82 (57)	7.17 (78)	9.67 (21)	5.04 (139)	6.79 (82)
Guatemala	9.51 (1)	4.73 (94)	9.49 (29)	8.29 (31)	6.48 (125)	9.63 (25)	3.87 (156)	5.95 (126)
Guinea	4.54 (157)	3.70 (143)	7.39 (119)	5.34 (148)	6.87 (104)	10.00 (1)	5.09 (138)	5.52 (139)
Guinea-Bissau	6.06 (110)	3.03 (156)	6.77 (141)	5.76 (135)	5.70 (147)	7.45 (119)	3.46 (159)	6.19 (119)
Guyana	6.10 (108)	5.22 (72)	8.33 (89)	6.71 (104)	7.04 (91)	6.33 (140)	7.84 (27)	6.93 (72)
Haiti	8.44 (15)	2.57 (162)	7.03 (132)	7.80 (60)	7.06 (88)	8.49 (83)	8.04 (18)	4.65 (155)
Honduras	8.98 (3)	4.22 (128)	9.40 (38)	6.83 (97)	6.97 (97)	9.54 (30)	5.14 (135)	6.24 (117)
Hong Kong SAR, China	8.48 (13)	7.49 (14)	9.79 (8)	9.49 (1)	9.47 (1)	10.00 (1)	9.37 (1)	9.04 (2)
Hungary	5.74 (122)	6.27 (35)	9.48 (30)	8.29 (32)	7.42 (68)	8.71 (75)	6.71 (70)	6.85 (77)

Exhibit 1.3 (continued): Area Economic Freedom Ratings (Rankings) for 2018

	Areas					Components of Area 5		
	1 Size of Government	2 Legal System and Property Rights	3 Sound Money	4 Freedom to trade internationally	5 Regulation	5A Credit market regulations	5B Labor market regulations	5C Business regulations
	Rating (Rank)	Rating (Rank)	Rating (Rank)	Rating (Rank)	Rating (Rank)	Rating (Rank)	Rating (Rank)	Rating (Rank)
Iceland	5.97 (112)	8.08 (6)	9.37 (42)	7.36 (76)	7.74 (47)	7.23 (123)	7.57 (37)	8.43 (12)
India	7.16 (54)	5.07 (79)	8.34 (88)	5.71 (139)	6.53 (122)	6.55 (138)	6.42 (87)	6.62 (94)
Indonesia	8.69 (8)	5.11 (77)	9.70 (13)	6.88 (94)	6.56 (121)	8.20 (93)	4.71 (148)	6.76 (84)
Iran, Islamic Republic	5.87 (117)	4.21 (130)	6.17 (154)	2.29 (161)	5.45 (149)	6.41 (139)	4.74 (146)	5.21 (145)
Iraq	5.02 (146)	3.32 (150)	7.84 (111)	5.80 (134)	6.07 (142)	6.76 (134)	6.19 (96)	5.26 (143)
Ireland	6.52 (89)	7.40 (16)	9.44 (36)	8.72 (7)	8.55 (9)	9.33 (37)	7.93 (22)	8.39 (15)
Israel	6.57 (84)	5.87 (51)	9.81 (7)	8.45 (23)	7.40 (70)	9.52 (33)	5.36 (127)	7.31 (53)
Italy	5.54 (133)	6.35 (34)	9.35 (49)	8.59 (13)	7.75 (45)	9.60 (26)	6.79 (66)	6.85 (76)
Jamaica	8.45 (14)	5.67 (55)	9.14 (69)	7.06 (89)	8.15 (25)	9.56 (27)	7.86 (26)	7.03 (65)
Japan	5.85 (118)	7.34 (19)	9.51 (27)	8.30 (30)	8.40 (17)	8.69 (76)	8.17 (13)	8.35 (18)
Jordan	7.87 (25)	4.66 (103)	9.59 (19)	8.01 (50)	7.95 (35)	8.72 (74)	7.74 (30)	7.40 (48)
Kazakhstan	7.67 (33)	5.00 (84)	8.79 (79)	6.19 (121)	7.96 (34)	9.33 (37)	7.56 (39)	6.98 (69)
Kenya	6.38 (96)	5.04 (81)	9.27 (60)	6.69 (106)	6.82 (108)	6.67 (135)	7.13 (53)	6.66 (91)
Korea, Rep.	6.81 (70)	6.55 (30)	9.61 (17)	7.98 (51)	7.49 (59)	9.33 (37)	4.77 (145)	8.36 (16)
Kuwait	5.69 (125)	4.92 (87)	8.16 (99)	7.28 (77)	6.97 (98)	9.00 (62)	5.52 (120)	6.38 (107)
Kyrgyz Republic	7.12 (56)	4.35 (122)	9.24 (64)	7.21 (83)	7.01 (94)	8.63 (78)	5.91 (105)	6.50 (99)
Lao PDR	7.11 (57)	4.75 (91)	7.52 (117)	7.28 (78)	6.43 (131)	9.13 (54)	4.78 (144)	5.40 (141)
Latvia	6.55 (87)	6.81 (26)	9.27 (59)	8.61 (12)	8.19 (22)	8.91 (69)	7.64 (34)	8.03 (29)
Lebanon	8.29 (18)	3.89 (135)	8.99 (74)	6.74 (103)	6.47 (126)	6.67 (135)	7.47 (42)	5.29 (142)
Lesotho	6.19 (102)	4.92 (88)	8.00 (108)	6.60 (110)	7.54 (58)	9.67 (21)	6.64 (74)	6.31 (112)
Liberia	6.46 (92)	4.29 (126)	8.08 (105)	6.37 (116)	6.21 (139)	5.67 (149)	6.37 (89)	6.58 (95)
Libya	4.71 (155)	3.77 (140)	7.17 (127)	1.98 (162)	5.98 (143)	8.50 (82)	6.78 (67)	2.67 (161)
Lithuania	7.54 (36)	7.00 (23)	9.25 (63)	8.48 (19)	8.22 (20)	9.67 (21)	6.67 (72)	8.33 (20)
Luxembourg	5.55 (132)	7.77 (10)	9.30 (57)	8.15 (42)	7.96 (33)	9.00 (62)	6.53 (80)	8.36 (17)
Madagascar	7.51 (37)	2.92 (158)	7.65 (112)	6.71 (105)	6.19 (140)	8.14 (96)	4.64 (150)	5.80 (130)
Malawi	5.90 (116)	5.33 (67)	6.86 (139)	4.62 (155)	6.24 (136)	5.33 (152)	6.91 (64)	6.47 (101)
Malaysia	6.55 (88)	5.48 (62)	9.71 (12)	7.63 (70)	8.54 (11)	9.53 (32)	8.04 (19)	8.05 (28)
Mali	5.71 (124)	3.53 (145)	7.34 (120)	6.67 (107)	6.39 (132)	7.70 (109)	5.25 (131)	6.22 (118)
Malta	6.94 (61)	6.14 (43)	9.51 (26)	8.64 (9)	8.47 (13)	10.00 (1)	7.95 (20)	7.45 (45)
Mauritania	6.16 (104)	3.96 (134)	8.02 (107)	5.95 (129)	6.98 (96)	9.17 (53)	6.00 (103)	5.77 (131)
Mauritius	8.15 (21)	6.46 (33)	9.52 (25)	8.53 (16)	8.36 (18)	8.95 (66)	7.90 (25)	8.25 (23)
Mexico	8.38 (17)	4.73 (93)	8.13 (102)	7.66 (67)	7.14 (79)	9.03 (61)	5.59 (117)	6.80 (79)
Moldova	7.29 (50)	4.70 (98)	8.21 (97)	7.28 (79)	7.46 (63)	9.80 (17)	5.61 (115)	6.97 (70)

Exhibit 1.3 (continued): Area Economic Freedom Ratings (Rankings) for 2018

	Areas					Components of Area 5		
	1 Size of Government	2 Legal System and Property Rights	3 Sound Money	4 Freedom to trade internationally	5 Regulation	5A Credit market regulations	5B Labor market regulations	5C Business regulations
	Rating (Rank)	Rating (Rank)	Rating (Rank)	Rating (Rank)	Rating (Rank)	Rating (Rank)	Rating (Rank)	Rating (Rank)
Mongolia	7.43 (44)	5.97 (49)	8.92 (77)	7.10 (87)	7.71 (50)	9.45 (35)	6.60 (78)	7.08 (62)
Montenegro	5.72 (123)	5.22 (71)	8.26 (94)	8.34 (28)	7.14 (80)	6.67 (135)	7.67 (33)	7.08 (63)
Morocco	6.37 (97)	5.60 (57)	7.22 (126)	6.88 (93)	7.43 (66)	8.88 (70)	6.06 (99)	7.35 (51)
Mozambique	5.48 (136)	4.36 (120)	7.47 (118)	6.15 (122)	6.23 (137)	9.67 (24)	3.07 (161)	5.97 (124)
Myanmar	7.50 (39)	3.72 (142)	6.73 (142)	4.89 (154)	6.22 (138)	6.01 (144)	5.23 (133)	7.41 (47)
Namibia	5.56 (131)	6.18 (39)	6.73 (143)	5.91 (131)	8.21 (21)	9.55 (28)	8.17 (12)	6.91 (74)
Nepal	6.92 (63)	4.64 (104)	6.89 (137)	6.59 (111)	7.36 (71)	9.33 (37)	6.48 (83)	6.25 (113)
Netherlands	5.23 (141)	7.94 (8)	9.31 (55)	8.62 (10)	7.99 (32)	8.00 (101)	7.63 (36)	8.34 (19)
New Zealand	6.62 (81)	8.25 (1)	9.79 (9)	8.86 (5)	9.14 (2)	10.00 (1)	8.63 (7)	8.78 (5)
Nicaragua	6.62 (82)	4.26 (127)	9.42 (37)	8.14 (45)	6.82 (107)	9.39 (36)	5.91 (107)	5.15 (146)
Niger	6.32 (100)	3.87 (137)	6.94 (134)	5.76 (136)	6.33 (134)	7.13 (128)	4.26 (154)	7.60 (41)
Nigeria	8.18 (20)	3.58 (144)	8.97 (76)	6.03 (126)	7.88 (37)	8.99 (64)	8.96 (4)	5.68 (133)
North Macedonia	7.20 (53)	4.56 (113)	8.14 (100)	7.73 (64)	8.12 (27)	9.82 (16)	7.11 (54)	7.43 (46)
Norway	5.18 (145)	8.14 (4)	9.14 (70)	7.82 (59)	7.73 (48)	9.33 (37)	5.42 (123)	8.44 (10)
Oman	4.97 (147)	5.57 (58)	8.41 (87)	8.17 (40)	6.81 (109)	5.98 (146)	6.69 (71)	7.76 (36)
Pakistan	7.74 (30)	3.83 (139)	6.58 (144)	5.69 (140)	6.51 (123)	8.09 (98)	5.09 (137)	6.36 (109)
Panama	7.75 (29)	5.44 (63)	9.87 (1)	8.92 (4)	7.02 (92)	9.11 (57)	5.00 (140)	6.95 (71)
Papua New Guinea	5.78 (121)	4.45 (119)	6.47 (148)	7.48 (74)	7.75 (46)	8.48 (84)	8.69 (6)	6.06 (121)
Paraguay	8.48 (12)	4.34 (124)	9.53 (24)	7.22 (82)	6.57 (120)	8.92 (68)	4.53 (151)	6.25 (115)
Peru	7.67 (32)	5.24 (70)	9.83 (5)	8.61 (11)	7.44 (65)	8.52 (81)	6.87 (65)	6.91 (75)
Philippines	8.64 (9)	4.57 (111)	9.45 (35)	7.08 (88)	7.43 (67)	9.08 (58)	7.05 (58)	6.16 (120)
Poland	5.67 (126)	5.99 (46)	8.32 (91)	7.91 (54)	7.32 (73)	7.83 (105)	7.10 (56)	7.04 (64)
Portugal	6.13 (105)	6.97 (24)	9.35 (48)	8.56 (15)	6.97 (99)	7.40 (121)	5.81 (111)	7.69 (38)
Qatar	5.65 (129)	5.49 (61)	8.24 (96)	7.89 (56)	7.12 (84)	7.33 (122)	6.03 (101)	8.00 (30)
Romania	7.24 (52)	6.24 (37)	9.33 (52)	8.74 (6)	7.60 (55)	8.88 (71)	7.41 (46)	6.51 (98)
Russian Federation	6.42 (95)	4.68 (102)	9.09 (72)	6.86 (95)	6.63 (115)	8.00 (101)	5.90 (108)	5.99 (123)
Rwanda	6.16 (103)	6.09 (44)	9.45 (34)	7.25 (80)	8.00 (31)	7.18 (125)	8.27 (10)	8.55 (7)
Saudi Arabia	4.57 (156)	4.68 (101)	8.65 (80)	6.94 (91)	6.73 (112)	6.28 (142)	7.10 (55)	6.80 (81)
Senegal	7.46 (41)	4.35 (121)	7.30 (123)	6.40 (115)	5.86 (145)	7.53 (117)	3.60 (158)	6.44 (103)
Serbia	6.48 (91)	5.44 (64)	8.47 (84)	7.59 (72)	7.27 (74)	8.13 (97)	6.92 (63)	6.77 (83)
Seychelles	6.71 (72)	5.54 (59)	9.26 (61)	8.27 (35)	7.69 (51)	7.88 (104)	7.56 (38)	7.63 (39)
Sierra Leone	7.77 (28)	3.97 (133)	6.82 (140)	5.74 (137)	5.03 (154)	3.67 (158)	5.16 (134)	6.25 (114)
Singapore	7.27 (51)	7.70 (12)	9.84 (3)	9.44 (2)	9.01 (3)	10.00 (1)	7.68 (32)	9.34 (1)

Exhibit 1.3 (continued): Area Economic Freedom Ratings (Rankings) for 2018

	Areas					Components of Area 5		
	1 Size of Government	2 Legal System and Property Rights	3 Sound Money	4 Freedom to trade internationally	5 Regulation	5A Credit market regulations	5B Labor market regulations	5C Business regulations
	Rating (Rank)	Rating (Rank)	Rating (Rank)	Rating (Rank)	Rating (Rank)	Rating (Rank)	Rating (Rank)	Rating (Rank)
Slovak Republic	6.55 (86)	6.14 (42)	9.32 (54)	8.26 (36)	7.86 (39)	9.88 (15)	6.95 (61)	6.73 (85)
Slovenia	5.39 (138)	6.54 (31)	9.34 (51)	8.11 (47)	7.27 (75)	8.33 (88)	6.20 (95)	7.27 (55)
South Africa	6.11 (107)	5.68 (54)	8.20 (98)	6.44 (113)	7.24 (77)	9.18 (52)	6.51 (81)	6.02 (122)
Spain	6.10 (109)	7.06 (22)	9.34 (50)	8.34 (27)	7.81 (42)	9.32 (45)	6.25 (93)	7.85 (35)
Sri Lanka	8.76 (6)	5.09 (78)	8.08 (106)	5.44 (143)	7.02 (93)	7.64 (114)	6.49 (82)	6.93 (73)
Sudan	8.49 (11)	2.85 (160)	2.51 (161)	2.68 (159)	4.55 (160)	3.33 (161)	4.71 (147)	5.60 (137)
Suriname	5.53 (134)	4.47 (117)	7.56 (116)	6.81 (99)	7.47 (62)	8.66 (77)	8.14 (14)	5.60 (136)
Sweden	4.75 (154)	7.54 (13)	9.37 (40)	8.38 (25)	7.83 (41)	9.33 (37)	6.05 (100)	8.10 (26)
Switzerland	7.70 (31)	8.21 (2)	9.83 (4)	7.80 (61)	8.58 (8)	9.33 (37)	7.82 (28)	8.59 (6)
Syrian Arab Republic	6.62 (80)	2.96 (157)	8.09 (104)	4.56 (156)	5.01 (155)	5.59 (151)	5.49 (121)	3.94 (158)
Taiwan	7.46 (42)	6.86 (25)	9.72 (10)	7.61 (71)	8.08 (28)	8.08 (99)	7.73 (31)	8.44 (9)
Tajikistan	5.27 (140)	4.47 (118)	7.65 (113)	6.25 (118)	6.61 (118)	8.18 (95)	5.76 (112)	5.89 (129)
Tanzania	7.07 (58)	5.36 (66)	8.25 (95)	5.98 (128)	7.00 (95)	8.42 (85)	6.60 (77)	5.96 (125)
Thailand	7.00 (60)	4.52 (116)	8.57 (81)	6.82 (98)	6.84 (105)	9.28 (47)	4.69 (149)	6.54 (97)
Timor-Leste	4.45 (159)	3.27 (152)	8.44 (86)	8.17 (41)	7.11 (85)	7.70 (110)	6.44 (86)	7.19 (58)
Togo	6.93 (62)	5.14 (75)	7.13 (128)	5.63 (141)	6.44 (129)	8.33 (88)	4.17 (155)	6.82 (78)
Trinidad and Tobago	7.16 (55)	5.21 (73)	9.17 (68)	7.94 (53)	6.83 (106)	6.00 (145)	7.47 (43)	7.02 (66)
Tunisia	5.21 (143)	5.32 (68)	6.57 (145)	6.63 (108)	6.64 (114)	7.22 (124)	5.57 (118)	7.11 (60)
Turkey	6.87 (65)	4.61 (106)	8.50 (83)	7.17 (85)	5.97 (144)	6.06 (143)	5.41 (124)	6.44 (104)
Uganda	7.89 (24)	4.74 (92)	9.50 (28)	7.82 (58)	7.80 (43)	8.42 (86)	8.63 (8)	6.34 (110)
Ukraine	6.72 (71)	4.57 (109)	5.65 (155)	6.78 (101)	6.61 (116)	7.80 (106)	5.35 (128)	6.67 (90)
United Arab Emirates	5.28 (139)	5.25 (69)	8.98 (75)	8.27 (34)	7.49 (60)	7.67 (113)	6.72 (69)	8.07 (27)
United Kingdom	6.61 (83)	7.37 (18)	9.46 (31)	8.50 (17)	8.47 (14)	8.88 (72)	8.25 (11)	8.28 (21)
United States	7.50 (40)	7.33 (20)	9.69 (14)	7.77 (62)	8.82 (5)	9.07 (59)	8.98 (3)	8.40 (14)
Uruguay	6.43 (94)	5.52 (60)	9.10 (71)	8.14 (44)	7.06 (90)	7.77 (107)	5.94 (104)	7.47 (44)
Venezuela, RB	4.31 (160)	2.76 (161)	0.69 (162)	6.42 (114)	2.52 (162)	3.33 (160)	2.24 (162)	1.98 (162)
Vietnam	6.35 (99)	4.69 (99)	6.88 (138)	6.19 (120)	6.92 (102)	8.95 (65)	5.38 (125)	6.43 (105)
Yemen, Rep.	7.61 (34)	3.36 (149)	6.91 (136)	5.35 (147)	4.31 (161)	2.50 (162)	6.63 (76)	3.79 (159)
Zambia	7.50 (38)	5.03 (82)	9.23 (65)	7.71 (65)	6.50 (124)	7.52 (118)	5.60 (116)	6.37 (108)
Zimbabwe	4.51 (158)	4.07 (132)	5.03 (157)	5.73 (138)	6.28 (135)	7.44 (120)	6.24 (94)	5.15 (147)

Ratings are shown rounded to the nearest tenth of a point, but the rankings are based on the unrounded ratings.

The EFW Panel Dataset

Over the years, the EFW index has become more comprehensive and the available data more complete. As a result, the number and composition of the components for many countries vary across time. This makes it difficult to directly compare index values from earlier periods with later periods. To assist researchers who are interested in a consistent time-series for a particular country and/or longitudinal data for a panel of countries, we previously developed and reported a chain-linked version of the index.

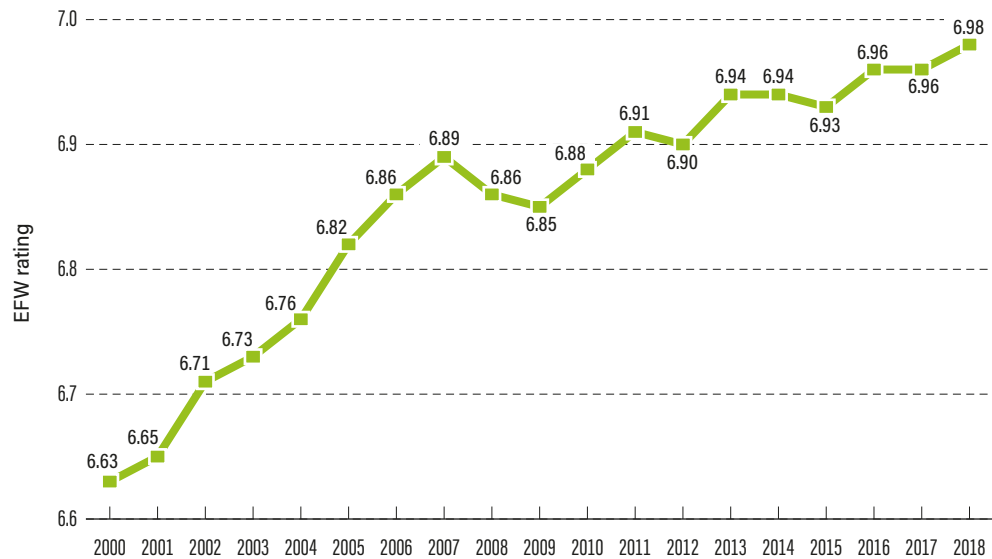
One of the problems with the chain-linked index was that it was limited to just the 123 countries that were available in the chain-link's "base year" of 2000. Beginning with the 2017 report, we have replaced the chain-linked index with the EFW Panel Dataset, which reports area and summary ratings for all countries for which we have a regular EFW index score in any given year.¹ The EFW Panel Dataset is our best attempt to provide scholars with consistent time-series/longitudinal data.

The EFW Panel Dataset adjusts the regular EFW index in two ways. First, from the most-recent year annually back to 2000, whenever possible, we estimate any missing data by autoregressively "back-casting" the data, meaning we use actual values in later years to estimate the missing values for earlier years. For example, if a country is missing a data value for a particular component from 2000 to 2004, this method estimates the missing values based on data available in 2005 and thereafter. This approach allows us to have area and summary ratings for up to the entire set of countries in the EFW index. Second, for 1970, 1975, 1980, 1985, 1990, and 1995, the index is chain-linked as described in previous editions. That is, using 2000 as the base year, *changes* in a country's scores backward in time are based only on *changes* in components that were present in adjoining years. It should be noted that the EFW Panel Dataset contains area and summary ratings only for those years in which the country received a regular EFW index rating. Because some data for earlier years may have been updated or corrected, researchers are always encouraged to use the data from the most recent annual report to assure the most reliable figures.

The panel dataset permits scholars interested in the longer time trends with the best possible set of data. Exhibit 1.4 shows the global average for all 123 nations with complete data since 2000. Between 2000 and 2018, the average economic freedom rating increased to 6.98 from 6.63 units, which is about one-third of a standard deviation over this period. While the pace of liberalization has certainly slowed in the 2000s compared to the 1980s and 1990s, these figures confirm the fact that economic liberalization continues in most countries even into the new millennium.

1 The EFW Panel Dataset may be found at <<https://www.fraserinstitute.org/economic-freedom/dataset>>.

Exhibit 1.4: Average Economic Freedom Rating, 2000–2018



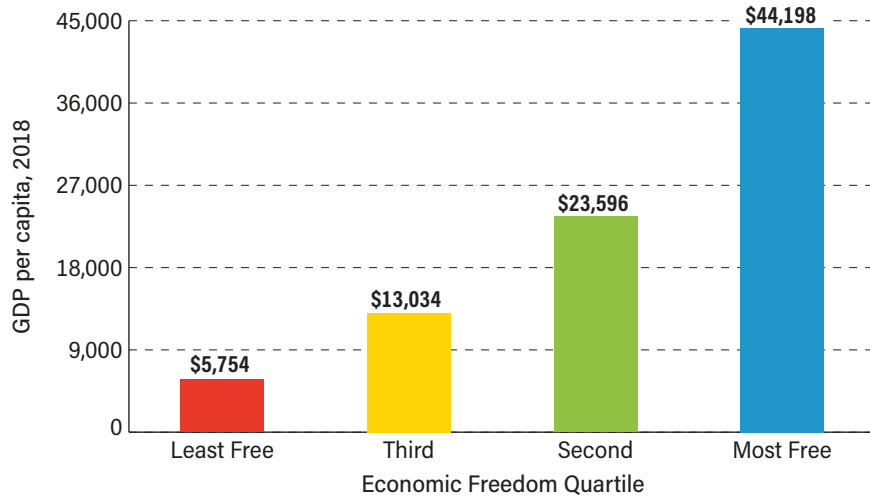
Economic freedom and human progress

As is customary, this chapter concludes with some simple graphs illustrating relationships between economic freedom and various other indicators of human progress (Exhibits 1.5–1.11). The graphs use the average of the EFW panel dataset for the period from 2000 to 2018, breaking the data into four quartiles ordered from least free to most free. Because persistence is important and the impact of economic freedom will be felt over a lengthy time period, it is better to use the average rating over a fairly long time span rather than the current rating to observe the impact of economic freedom on performance.

The graphs begin with the data on the relationship between economic freedom and the level of per-capita GDP. In recent years, numerous scholarly studies have analyzed these relationships in detail and, almost without exception, have found that countries with higher and improving economic freedom grow more rapidly and achieve higher levels of per-capita GDP (Hall and Lawson, 2014). Many of the relationships illustrated in the graphs below reflect the impact of economic freedom as it works through increasing economic income. Thus, we are not necessarily arguing that there is a direct causal relation between economic freedom and the variables considered below. In other words, these graphics are no substitute for real, scholarly investigation that controls for other factors. Nonetheless, we believe that the graphs provide some insights into the contrast between the nature and characteristics of market-oriented economies and those dominated by government regulation and planning. At the very least, these figures suggest potential fruitful areas for future research.

Exhibit 1.5: Economic Freedom and Income per Capita

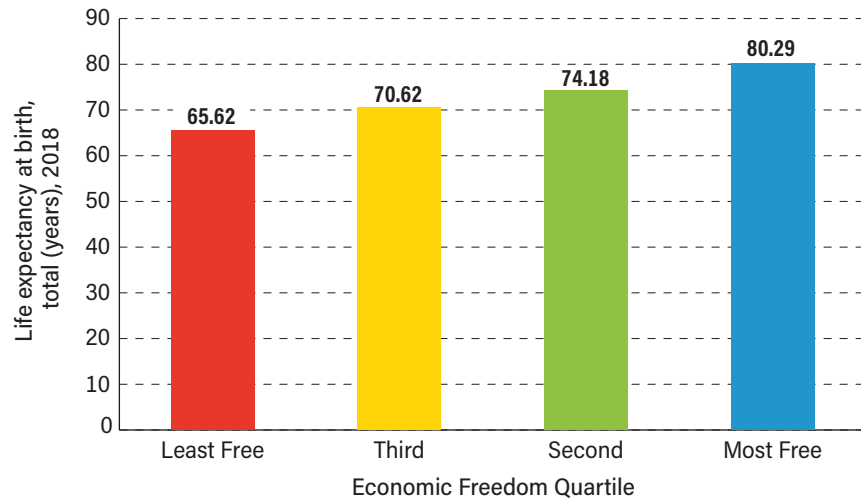
Countries with greater economic freedom have substantially higher per-capita incomes.



Sources: Average Economic Freedom Panel Score, 2000–2018; World Bank, 2020, *World Development Indicators*.

Exhibit 1.6: Economic Freedom and Life Expectancy

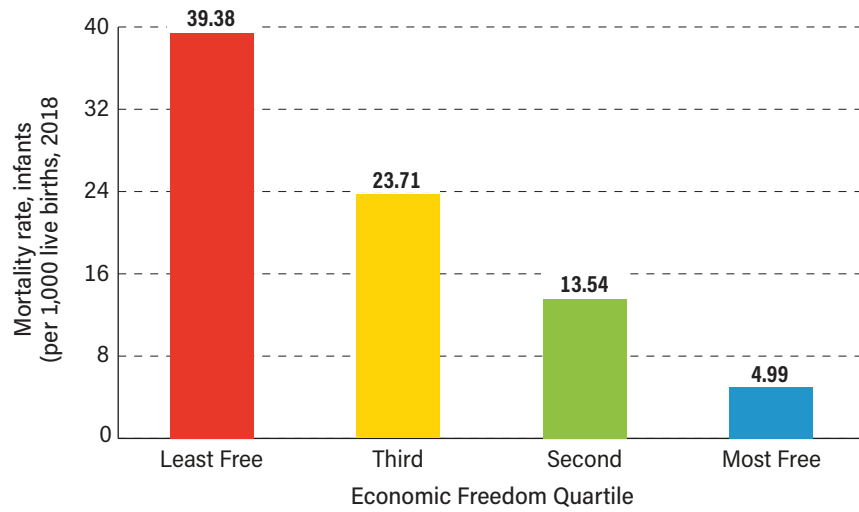
Life expectancy is over 14 years longer in countries with the most economic freedom than in countries with the least.



Sources: Average Economic Freedom Panel Score, 2000–2018; World Bank, 2020, *World Development Indicators*.

Exhibit 1.7: Economic Freedom and Infant Mortality Rate

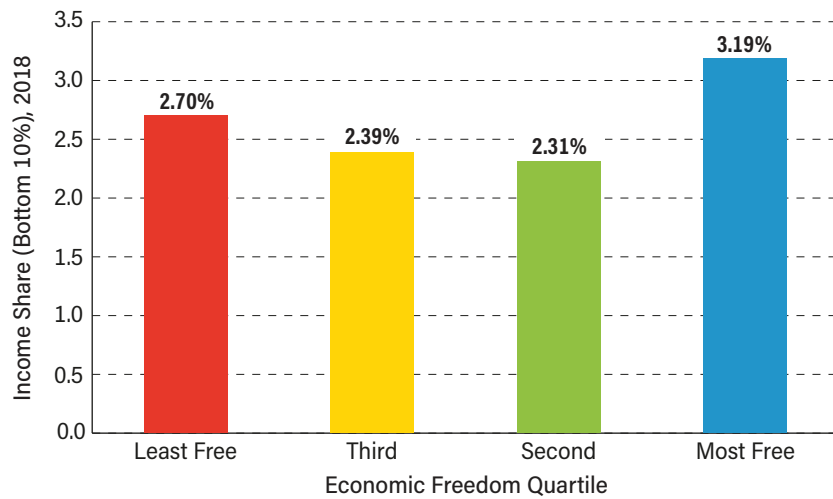
The infant mortality rate is almost eight times higher in nations in the lowest quartile of economic freedom compared to nations in the highest quartile.



Sources: Average Economic Freedom Panel Score, 2000–2018; World Bank, 2020, *World Development Indicators*.

Exhibit 1.8: Economic Freedom and the Income Share of the Poorest 10%

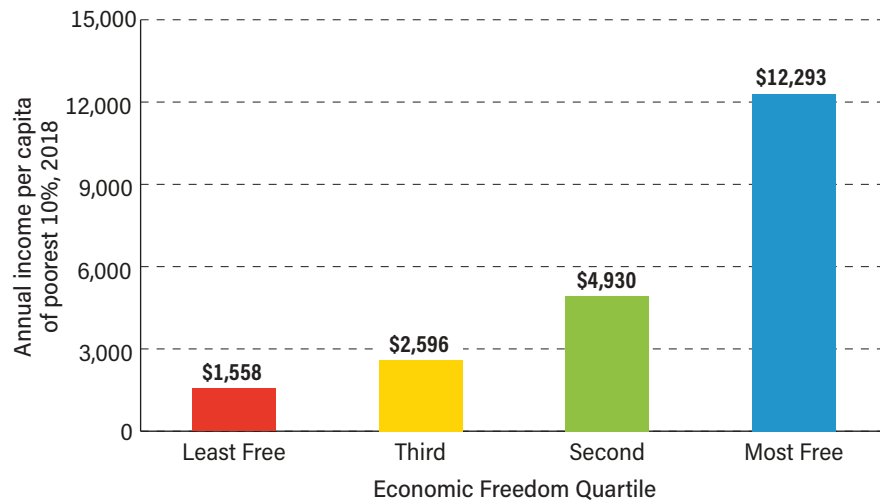
The share of income earned by the poorest 10% of the population is unrelated to economic freedom.



Sources: Average Economic Freedom Panel Score, 2000–2018; World Bank, 2020, *World Development Indicators*.

Exhibit 1.9: Economic Freedom and the Income Earned by the Poorest 10%

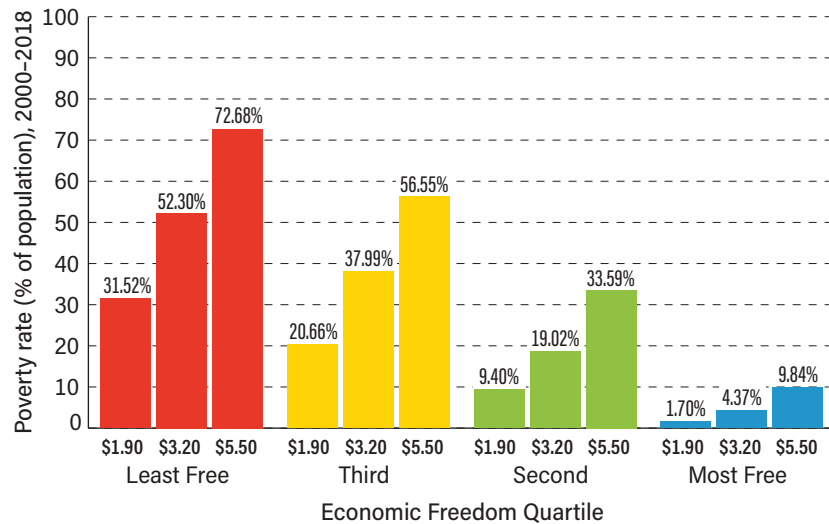
The amount of income, as opposed to the share, earned by the poorest 10% of the population is much higher in countries with higher economic freedom.



Sources: Average Economic Freedom Panel Score, 2000–2018; World Bank, 2020, *World Development Indicators*.

Exhibit 1.10: The Effect of Economic Freedom on Poverty Rates

Poverty rates are lower in countries with more economic freedom.

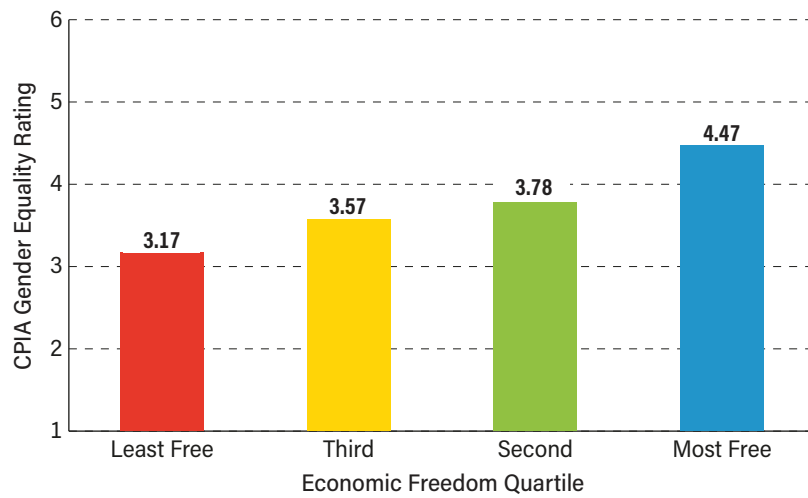


Note: The columns show the percentage of a country's population that lives on **\$1.90** per day, **\$3.20** per day, or **\$5.50** per day, in 2011 constant PPP-adjusted dollars.

Sources: Average Economic Freedom Panel Score, 2000–2018; World Bank, 2020, *World Development Indicators*.

Exhibit 1.11: Economic Freedom and the CPIA Gender Equality Rating

Men and women tend to fare equally in countries with greater economic freedom



Sources: Average Economic Freedom Panel Score, 2000–2018; World Bank, 2020, *World Development Indicators*.

References

- Block, Walter E., ed. (1991). *Economic Freedom: Toward a Theory of Measurement*. Proceedings of an International Symposium (Volume 2). Fraser Institute.
- Chinn, Menzie D., and Hiro Ito (2006). What Matters for Financial Development? Capital Controls, Institutions, and Interactions. *Journal of Development Economics* 81, 1: 163–192.
- Coppedge, Michael, John Gerring, Carl Henrik Knutsen, Staffan I. Lindberg, Jan Teorell, David Altman, Michael Bernhard, M. Steven Fish, Adam Glynn, Allen Hicken, Anna Luhrmann, Kyle L. Marquardt, Kelly McMann, Pamela Paxton, Daniel Pemstein, Brigitte Seim, Rachel Sigman, Svend-Erik Skaaning, Jeffrey Staton, Steven Wilson, Agnes Cornell, Nazifa Alizada, Lisa Gastaldi, Haakon Gjerløw, Garry Hindle, Nina Ilchenko, Laura Maxwell, Valeriya Mechkova, Juraj Medzihorsky, Johannes von Römer, Aksel Sundström, Eitan Tzelgov, Yi-ting Wang, Tore Wig, and Daniel Ziblatt (2020). V-Dem [Country–Year/Country–Date] Dataset v10. Varieties of Democracy (V-Dem) Project. <<https://doi.org/10.23696/vdemds20>>.
- Easton, Stephen T., and Michael A. Walker, eds. (1992). *Rating Global Economic Freedom*. Fraser Institute.
- Fike, Rosemarie (2017). Adjusting for Gender Disparity in Economic Freedom and Why It Matters. In James Gwartney, Robert Lawson, and Joshua Hall, *Economic Freedom of the World: 2017 Annual Report* (Fraser Institute): 189–211.
- Gwartney, James, Robert Lawson, and Walter Block (1996). *Economic Freedom of the World: 1975–1995*. Fraser Institute.
- Hall, Joshua, and Robert Lawson (2014). Economic Freedom of the World: An Accounting of the Literature. *Contemporary Economic Policy* 32, 1: 1–19.
- Walker, Michael A., ed. (1988). *Freedom, Democracy, and Economic Welfare*. Proceedings of an International Symposium (Volume 1). Fraser Institute.
- World Bank (2020). *World Development Indicators* (online). <<https://databank.worldbank.org/source/world-development-indicators>>.

Chapter 2 Country Data Tables

This chapter presents detailed data on the components used in constructing the EFW index for the 162 jurisdictions included in this edition of the report.¹ For each country for which data were available, we present the overall EFW index rating and the rank of that country for the years 1980, 1990, 2000, 2005, 2010, 2015, and 2018. Like all the ratings in the index, these are values out of 10; 10 is the highest possible rating and zero (0) is the lowest. A higher rating indicates a greater degree of economic freedom. Ratings are also available for many countries for 1970, 1975, 1985, 1995, 2001 to 2004, 2006 to 2009, and 2011 to 2014, and 2016 to 2017 but these data are not shown in the tables because of limited space. See <www.fraserinstitute.org/economic-freedom/dataset> for full data.

Reading the tables

The top row shows the country's summary rating for each year and, in parentheses, its overall rank. In the rows below, titles on the left in bold face indicate the five areas of economic freedom that are combined to generate an overall score. The cells to their right give the rating for that area for each year. Underneath each area title are the titles of the components and sub-components that are combined to generate that area's score. In these rows the scores for each year are presented, where data are available. Shown in italic beside some scores are the actual data used to derive that particular component rating. For some countries, data for other components for certain years may be reported even though there were insufficient data to compute area or summary ratings. A more complete description of each component, including the methodology used to calculate the ratings, can be found in the Appendix: Explanatory Notes and Data Sources (pp. 213–226).

Gender Disparity Index

The row titled “Gender Legal Rights Adjustment” is a composite index that employs over 40 variables (fewer are available in earlier years) to measure legal discrimination against women and is used to adjust the ratings of Area 2. For details, see Chapter 3: Adjusting for Gender Disparity in Economic Freedom and Why It Matters, pp. 189–211 in *Economic Freedom of the World: 2017 Annual Report*.

For researchers—EFW Panel Dataset

The EFW Panel Dataset is not reported in the following tables but is available on <www.fraserinstitute.org/economic-freedom/dataset>. See page 16 (in Chapter 1) for an explanation of the EFW Panel Dataset.

¹ Note that the official names of two countries have changed: Macedonia is now North Macedonia and Swaziland is now Eswatini. The alphabetic order of countries in the Country Data Tables has been adjusted accordingly.

Albania

	1980	1990	2000	2005	2010	2015	2018
	Rating (Rank)	Rating (Rank)	Rating (Rank)	Rating (Rank)	Rating (Rank)	Rating (Rank)	Rating (Rank)
Summary Ratings (Rank)		4.74 (88)	6.66 (67)	7.13 (59)	7.40 (49)	7.70 (34)	7.80 (26)
	Rating (Data)	Rating (Data)	Rating (Data)	Rating (Data)	Rating (Data)	Rating (Data)	Rating (Data)
1. Size of Government	3.85	4.60	8.27	8.31	8.09	7.83	8.09
A. Government consumption	7.70 (13.81)	4.87 (23.44)	9.10 (9.07)	8.99 (9.42)	8.09 (12.5)	8.19 (12.17)	8.16 (12.27)
B. Transfers and subsidies		3.51 (24.3)	7.80 (8.57)	9.66 (1.73)	7.39 (10.09)	7.01 (11.49)	6.74 (12.47)
C. Government investment		10.00 (3.92)	8.02 (21.93)	9.37 (17.2)	8.25 (21.11)	8.11 (21.6)	8.00 (22.02)
D. Top marginal tax rate				5.50	8.50	8.00	8.00
(i) Top marginal income tax rate				9.00 (25)	10.00 (10)	9.00 (23)	9.00 (23)
(ii) Top marginal income and payroll tax rate				2.00 (51)	7.00 (32)	7.00 (34)	7.00 (34)
E. State ownership of assets	0.00	0.00	8.15	8.00	8.22	7.83	9.54
2. Legal System and Property Rights	4.71	5.05	4.86	5.27	5.32	5.40	5.17
A. Judicial independence	2.77	2.92	3.75	3.51	3.93	4.05	3.56
B. Impartial courts	5.32	4.36	3.29	3.53	4.34	3.89	3.65
C. Protection of property rights	2.34	2.34	3.83	4.45	4.80	4.93	4.94
D. Military interference in rule of law and politics	8.33	7.78	5.97	8.33	8.33	8.33	8.30
E. Integrity of the legal system	5.25	5.39	4.67	5.02	5.29	5.62	5.71
F. Legal enforcement of contracts		5.17	5.17	5.17	5.36	4.39	3.91
G. Regulatory restrictions on sale of real property		8.02	8.02	8.06	5.46	6.39	6.72
H. Reliability of police			4.91	4.91	5.86	6.72	5.61
<i>Gender Legal Rights Adjustment</i>	0.96	0.96	0.96	0.96	0.96	0.95	0.95
3. Sound Money		6.54	7.40	9.64	9.73	9.59	9.82
A. Money growth			9.57 (2.16)	9.50 (2.5)	9.86 (0.71)	9.29 (3.54)	9.96 (-0.21)
B. Standard deviation of inflation		9.62 (0.95)	5.03 (12.43)	9.53 (1.16)	9.75 (0.62)	9.43 (1.43)	9.74 (0.65)
C. Inflation: most recent year		10.00 (0)	9.99 (0.05)	9.53 (2.37)	9.29 (3.55)	9.62 (1.89)	9.59 (2.03)
D. Freedom to own foreign currency bank accounts	0.00	0.00	5.00	10.00	10.00	10.00	10.00
4. Freedom to Trade Internationally			6.32	6.26	7.06	7.99	8.20
A. Tariffs			6.11	8.24	8.45	8.86	9.02
(i) Revenue from trade taxes (% of trade sector)			5.14 (7.29)	8.14 (2.79)	8.57 (2.14)	9.31 (1.03)	9.67 (0.5)
(ii) Mean tariff rate			6.60 (17)	8.74 (6.3)	9.00 (5)	9.24 (3.8)	9.28 (3.6)
(iii) Standard deviation of tariff rates			6.60 (8.5)	7.83 (5.42)	7.78 (5.55)	8.02 (4.94)	8.10 (4.75)
B. Regulatory trade barriers				4.89	6.86	7.42	8.11
(i) Non-tariff trade barriers				4.41	6.28	5.44	6.81
(ii) Compliance cost of importing and exporting				5.36	7.45	9.41	9.41
C. Black-market exchange rates	0.00	0.00	10.00	10.00	10.00	10.00	10.00
D. Controls of the movement of capital and people	0.00	0.00	2.85	1.90	2.93	5.69	5.69
(i) Financial openness			4.16	4.16	4.16	4.16	4.16
(ii) Capital controls	0.00	0.00	1.54	1.54	4.62	4.62	4.62
(iii) Freedom of foreigners to visit				0.00	0.00	8.30	8.30
5. Regulation		2.79	6.45	6.18	6.81	7.69	7.72
A. Credit Market regulations		0.00	5.36	7.70	7.04	9.21	9.74
(i) Ownership of banks		0.00	2.00	5.00	5.00	10.00	10.00
(ii) Private sector credit			6.45	9.10	6.12	7.63	9.21
(iii) Interest rate controls / negative real interest rates		0.00	9.00	9.00	10.00	10.00	10.00
B. Labor Market regulations			7.31	5.97	7.14	6.83	6.72
(i) Hiring regulations and minimum wage			5.60	5.60	5.57	5.57	5.57
(ii) Hiring and firing regulations				6.69	6.11	5.03	4.87
(iii) Centralized collective bargaining				7.74	6.86	6.09	5.58
(iv) Hours regulations			8.00	8.00	8.00	8.00	8.00
(v) Mandated cost of worker dismissal			5.64	4.81	6.30	6.30	6.30
(vi) Conscriptation	0.00	0.00	10.00	3.00	10.00	10.00	10.00
C. Business regulations			6.68	4.86	6.27	7.04	6.71
(i) Administrative requirements				2.66	5.68	6.08	5.65
(ii) Bureaucracy costs				0.99	6.52	6.00	6.67
(iii) Starting a business			8.21	8.40	9.54	9.73	9.74
(iv) Impartial public administration	1.96	2.51	4.51	5.19	5.19	6.03	5.40
(v) Licensing restrictions				4.63	4.83	7.32	5.62
(vi) Cost of tax compliance			7.31	7.31	5.84	7.07	7.18

Algeria

	1980	1990	2000	2005	2010	2015	2018
	Rating (Rank)	Rating (Rank)	Rating (Rank)	Rating (Rank)	Rating (Rank)	Rating (Rank)	Rating (Rank)
Summary Ratings (Rank)	3.59 (106)	3.42 (110)	4.87 (119)	5.30 (131)	5.13 (149)	4.94 (155)	4.97 (157)
	Rating (Data)	Rating (Data)	Rating (Data)	Rating (Data)	Rating (Data)	Rating (Data)	Rating (Data)
1. Size of Government	3.24	3.62	4.13	3.94	3.78	3.60	4.24
A. Government consumption	4.65 (24.19)	5.19 (22.35)	4.53 (24.6)	3.90 (26.74)	1.94 (33.4)	1.61 (34.52)	3.22 (29.05)
B. Transfers and subsidies			8.41 (6.32)	8.63 (5.52)	8.19 (7.14)	7.82 (8.51)	7.82 (8.51)
C. Government investment	5.00 (32.51)	5.59 (30.42)	3.50 (37.76)	0.66 (47.7)	2.41 (41.55)	1.99 (43.04)	4.61 (33.88)
D. Top marginal tax rate						4.50	4.50
(i) Top marginal income tax rate						7.00 (35)	7.00 (35)
(ii) Top marginal income and payroll tax rate						2.00 (53)	2.00 (53)
E. State ownership of assets	0.09	0.09	0.09	2.57	2.57	2.07	1.06
2. Legal System and Property Rights	2.93	3.73	3.59	4.48	3.95	4.41	4.53
A. Judicial independence	3.01	2.77	2.97	3.60	2.93	3.46	3.71
B. Impartial courts	3.76	3.59	3.60	4.35	3.72	4.02	4.11
C. Protection of property rights	3.80	4.78	3.78	4.54	4.13	4.98	5.49
D. Military interference in rule of law and politics	3.33	5.00	2.15	5.00	5.00	4.17	4.20
E. Integrity of the legal system	4.11	4.27	4.15	4.97	5.01	4.94	4.69
F. Legal enforcement of contracts		4.39	4.39	4.39	4.39	4.51	4.39
G. Regulatory restrictions on sale of real property		6.57	6.57	6.57	6.76	6.63	6.63
H. Reliability of police			6.89	6.89	4.56	6.09	6.35
<i>Gender Legal Rights Adjustment</i>	0.63	0.67	0.67	0.78	0.73	0.82	0.83
3. Sound Money	5.23	4.50	7.00	7.51	7.17	7.44	7.92
A. Money growth	8.35 (8.24)	9.35 (3.25)	7.95 (10.26)	7.84 (10.81)	8.35 (8.25)	9.38 (3.09)	9.60 (2.02)
B. Standard deviation of inflation	7.70 (5.75)	5.53 (11.17)	5.14 (12.16)	7.52 (6.2)	6.13 (9.67)	6.34 (9.14)	7.94 (5.14)
C. Inflation: most recent year	4.87 (25.66)	3.12 (34.4)	9.93 (0.34)	9.67 (1.64)	9.22 (3.91)	9.04 (4.78)	9.15 (4.27)
D. Freedom to own foreign currency bank accounts	0.00	0.00	5.00	5.00	5.00	5.00	5.00
4. Freedom to Trade Internationally	2.55	1.97	5.35	5.61	5.57	3.87	2.58
A. Tariffs	7.66	5.08	4.95	6.95	6.91	6.84	6.87
(i) Revenue from trade taxes (% of trade sector)			6.36 (5.46)	8.21 (2.69)	8.61 (2.08)	8.48 (2.28)	8.48 (2.28)
(ii) Mean tariff rate	7.66 (11.7)	5.08 (24.6)	5.08 (24.6)	6.84 (15.8)	6.28 (18.6)	6.24 (18.8)	6.22 (18.9)
(iii) Standard deviation of tariff rates			3.40 (16.5)	5.81 (10.47)	5.83 (10.42)	5.79 (10.53)	5.92 (10.21)
B. Regulatory trade barriers			7.00	6.35	5.89	2.14	2.52
(i) Non-tariff trade barriers				5.16	4.73	4.29	4.56
(ii) Compliance cost of importing and exporting			7.00	7.53	7.05	0.00	0.48
C. Black-market exchange rates	0.00	0.00	7.78	7.93	8.57	5.56	0.00
D. Controls of the movement of capital and people	0.00	0.83	1.66	1.22	0.92	0.92	0.92
(i) Financial openness	0.00	1.66	1.66	1.66	1.66	1.66	1.66
(ii) Capital controls	0.00	0.00	1.67	0.91	0.00	0.00	0.00
(iii) Freedom of foreigners to visit				1.10	1.11	1.11	1.11
5. Regulation	3.97	3.27	4.29	4.94	5.17	5.36	5.56
A. Credit Market regulations	0.00	0.87	2.26	4.45	5.67	5.19	5.10
(i) Ownership of banks	0.00	0.00	0.00	0.00	0.00	0.00	0.00
(ii) Private sector credit		1.74	1.78	3.34	10.00	5.57	5.30
(iii) Interest rate controls / negative real interest rates			5.00	10.00	7.00	10.00	10.00
B. Labor Market regulations			4.83	5.16	4.99	5.28	5.65
(i) Hiring regulations and minimum wage			4.40	5.60	5.57	5.57	5.57
(ii) Hiring and firing regulations			4.00	4.35	4.74	3.78	5.03
(iii) Centralized collective bargaining			5.17	5.59	4.91	5.55	6.52
(iv) Hours regulations			6.00	6.00	6.00	6.00	6.00
(v) Mandated cost of worker dismissal			8.42	8.42	7.76	7.76	7.76
(vi) Conscription	5.00	1.00	1.00	1.00	1.00	3.00	3.00
C. Business regulations			5.78	5.23	4.86	5.63	5.95
(i) Administrative requirements				3.31	2.10	3.75	4.22
(ii) Bureaucracy costs				3.74	3.33	1.56	2.44
(iii) Starting a business			8.86	8.94	8.97	9.24	9.31
(iv) Impartial public administration	3.94	3.60	3.53	3.53	3.53	3.40	3.91
(v) Licensing restrictions				6.90	6.29	8.80	8.77
(vi) Cost of tax compliance			4.94	4.94	4.94	7.03	7.03

Angola

	1980	1990	2000	2005	2010	2015	2018
	Rating (Rank)	Rating (Rank)	Rating (Rank)	Rating (Rank)	Rating (Rank)	Rating (Rank)	Rating (Rank)
Summary Ratings (Rank)				4.25 (139)	5.39 (144)	5.64 (142)	4.75 (159)
	Rating (Data)	Rating (Data)	Rating (Data)	Rating (Data)	Rating (Data)	Rating (Data)	Rating (Data)
1. Size of Government			6.05	6.12	6.07	7.30	7.31
A. Government consumption				2.59 (31.2)	3.91 (26.7)	4.78 (23.74)	7.70 (13.82)
B. Transfers and subsidies				8.58 (5.71)	7.96 (7.98)	8.89 (4.59)	9.62 (1.88)
C. Government investment			8.05 (21.81)	9.99 (15.04)	5.68 (30.13)	10.00 (14.46)	6.33 (27.86)
D. Top marginal tax rate					9.50	9.50	9.50
(i) Top marginal income tax rate					10.00 (17)	10.00 (17)	10.00 (17)
(ii) Top marginal income and payroll tax rate					9.00 (25)	9.00 (25)	9.00 (25)
E. State ownership of assets	1.05	1.49	4.06	3.32	3.32	3.32	3.38
2. Legal System and Property Rights	3.06	3.46	3.10	3.38	3.81	3.30	3.43
A. Judicial independence	3.46	3.68	3.43	3.38	3.12	2.87	3.17
B. Impartial courts	4.16	3.39	2.96	3.10	3.06	3.02	3.22
C. Protection of property rights	3.40	3.85	3.79	4.19	3.77	3.66	4.17
D. Military interference in rule of law and politics	5.00	3.33	1.67	3.33	3.33	3.33	3.30
E. Integrity of the legal system	3.65	3.06	4.63	4.68	4.95	5.00	4.87
F. Legal enforcement of contracts			3.15	3.15	3.15	2.30	2.30
G. Regulatory restrictions on sale of real property			1.35	1.35	5.47	5.42	5.52
H. Reliability of police			3.84	3.84	4.23	3.02	3.81
<i>Gender Legal Rights Adjustment</i>	0.56	1.00	1.00	1.00	0.96	0.85	0.81
3. Sound Money				1.26	5.57	6.89	4.70
A. Money growth				0.00 (53.88)	5.12 (24.41)	9.05 (4.74)	9.87 (0.63)
B. Standard deviation of inflation				0.00 (40.17)	5.06 (12.36)	5.55 (11.14)	2.98 (17.55)
C. Inflation: most recent year				5.05 (24.76)	7.11 (14.47)	7.94 (10.28)	5.96 (20.19)
D. Freedom to own foreign currency bank accounts				0.00	5.00	5.00	0.00
4. Freedom to Trade Internationally				5.87	5.76	4.90	2.92
A. Tariffs				8.39	8.24	6.99	7.27
(i) Revenue from trade taxes (% of trade sector)				9.35 (0.97)	8.89 (1.67)	8.99 (1.51)	9.24 (1.14)
(ii) Mean tariff rate				8.48 (7.6)	8.54 (7.3)	7.72 (11.4)	8.16 (9.2)
(iii) Standard deviation of tariff rates				7.35 (6.62)	7.28 (6.79)	4.25 (14.36)	4.41 (13.98)
B. Regulatory trade barriers				4.02	4.02	1.57	3.60
(i) Non-tariff trade barriers				6.67	4.71	3.13	4.70
(ii) Compliance cost of importing and exporting				1.38	3.33	0.00	2.51
C. Black-market exchange rates				10.00	10.00	10.00	0.00
D. Controls of the movement of capital and people			1.66	1.07	0.77	1.06	0.81
(i) Financial openness			1.66	1.66	0.00	0.00	0.00
(ii) Capital controls				1.54	2.31	3.08	2.31
(iii) Freedom of foreigners to visit				0.00	0.00	0.11	0.11
5. Regulation				4.62	5.76	5.78	5.39
A. Credit Market regulations				6.67	8.67	7.73	5.18
(i) Ownership of banks				5.00	8.00	5.00	5.00
(ii) Private sector credit			10.00	10.00	10.00	9.19	6.53
(iii) Interest rate controls / negative real interest rates				5.00	8.00	9.00	4.00
B. Labor Market regulations				3.99	4.01	4.56	5.34
(i) Hiring regulations and minimum wage				3.30	3.33	8.90	10.00
(ii) Hiring and firing regulations				4.39	4.17	2.66	4.43
(iii) Centralized collective bargaining				7.62	6.28	5.17	6.97
(iv) Hours regulations				4.00	4.00	4.00	4.00
(v) Mandated cost of worker dismissal				4.62	6.26	6.63	6.63
(vi) Conscription				0.00	0.00	0.00	0.00
C. Business regulations				3.21	4.60	5.06	5.64
(i) Administrative requirements				2.17	1.76	2.76	2.94
(ii) Bureaucracy costs				0.46	3.48	1.56	2.44
(iii) Starting a business				3.09	6.49	8.56	8.73
(iv) Impartial public administration	1.86	2.79	3.24	3.44	3.66	3.11	5.04
(v) Licensing restrictions				3.18	5.36	7.61	7.92
(vi) Cost of tax compliance				6.95	6.84	6.78	6.78

Argentina

	1980	1990	2000	2005	2010	2015	2018
Summary Ratings (Rank)	Rating (Rank) 4.57 (79)	Rating (Rank) 4.50 (95)	Rating (Rank) 7.30 (37)	Rating (Rank) 6.08 (106)	Rating (Rank) 5.82 (131)	Rating (Rank) 5.17 (153)	Rating (Rank) 5.78 (144)
	Rating (Data)	Rating (Data)	Rating (Data)	Rating (Data)	Rating (Data)	Rating (Data)	Rating (Data)
1. Size of Government	6.50	6.93	8.00	7.44	6.47	6.01	6.05
A. Government consumption	6.91 (16.5)	8.53 (11)	6.88 (16.62)	6.98 (16.26)	6.14 (19.14)	5.43 (21.54)	5.94 (19.81)
B. Transfers and subsidies	7.49 (9.7)	8.17 (7.2)	7.74 (8.8)	7.93 (8.08)	6.12 (14.74)	6.05 (15)	6.31 (14.05)
C. Government investment			10.00 (10.23)	9.53 (16.66)	8.04 (21.85)	7.61 (23.37)	7.59 (23.45)
D. Top marginal tax rate	6.00	4.00	7.00	5.00	5.00	4.00	4.00
(i) Top marginal income tax rate	6.00 (45)	7.00 (35)	8.00 (35)	7.00 (35)	7.00 (35)	7.00 (35)	7.00 (35)
(ii) Top marginal income and payroll tax rate		1.00 (57)	6.00 (36-43)	3.00 (46)	3.00 (49)	1.00 (58)	1.00 (57)
E. State ownership of assets	5.59	7.02	8.39	7.74	7.05	6.99	6.41
2. Legal System and Property Rights	4.44	4.82	4.99	4.88	4.76	4.29	4.63
A. Judicial independence	3.95	3.75	3.98	3.66	3.91	4.00	4.27
B. Impartial courts	4.58	4.36	4.68	3.67	3.65	3.63	4.26
C. Protection of property rights	5.93	5.46	5.01	4.70	4.44	4.81	5.63
D. Military interference in rule of law and politics	3.33	5.00	6.67	7.22	7.50	7.50	7.50
E. Integrity of the legal system	4.63	5.43	7.06	5.41	4.94	4.64	4.78
F. Legal enforcement of contracts	5.75	5.01	5.01	4.51	4.51	4.06	3.82
G. Regulatory restrictions on sale of real property		6.74	6.74	6.74	6.70	6.86	6.86
H. Reliability of police			3.11	3.11	3.17	3.28	4.41
<i>Gender Legal Rights Adjustment</i>	0.89	0.89	0.89	1.00	0.96	0.77	0.79
3. Sound Money	2.50	2.50	9.71	5.44	6.59	6.46	5.07
A. Money growth	0.00 (90.34)	0.00 (441.58)	9.50 (-2.48)	3.33 (33.35)	7.53 (12.34)	5.18 (24.1)	5.67 (21.66)
B. Standard deviation of inflation	0.00 (119.77)	0.00 (1198.84)	9.52 (1.2)	5.37 (11.56)	9.14 (2.16)	5.92 (10.2)	6.45 (8.87)
C. Inflation: most recent year	0.00 (92.02)	0.00 (2064.19)	9.81 (-0.94)	8.07 (9.64)	4.68 (26.6)	4.72 (26.38)	3.14 (34.3)
D. Freedom to own foreign currency bank accounts	10.00	10.00	10.00	5.00	5.00	10.00	5.00
4. Freedom to Trade Internationally	5.31	4.67	7.40	6.28	5.89	3.38	7.41
A. Tariffs	4.05	3.19	7.47	6.49	5.59	6.01	6.77
(i) Revenue from trade taxes (% of trade sector)	3.67 (9.5)	3.40 (9.9)	7.92 (3.12)	5.58 (6.62)	3.51 (9.73)	4.71 (7.93)	7.11 (4.34)
(ii) Mean tariff rate	4.44 (27.8)	5.90 (20.5)	7.48 (12.6)	7.88 (10.6)	7.48 (12.6)	7.28 (13.6)	7.28 (13.6)
(iii) Standard deviation of tariff rates		0.28 (24.3)	7.00 (7.5)	6.00 (10)	5.77 (10.58)	6.03 (9.93)	5.92 (10.2)
B. Regulatory trade barriers			6.43	5.69	5.33	4.60	5.36
(i) Non-tariff trade barriers			6.18	3.81	2.58	4.04	5.07
(ii) Compliance cost of importing and exporting			6.67	7.57	8.08	5.16	5.65
C. Black-market exchange rates	9.80	10.00	10.00	10.00	10.00	0.00	10.00
D. Controls of the movement of capital and people	2.08	0.83	5.72	2.92	2.64	2.91	7.49
(i) Financial openness	4.16	1.66	7.60	4.16	2.51	0.00	7.60
(ii) Capital controls	0.00	0.00	3.85	0.00	0.77	0.77	6.92
(iii) Freedom of foreigners to visit				4.60	4.65	7.97	7.97
5. Regulation	4.09	3.58	6.39	6.38	5.38	5.73	5.76
A. Credit Market regulations	4.45	3.70	7.32	8.27	5.24	6.76	5.75
(i) Ownership of banks	5.00	5.00	5.00	5.00	5.00	5.00	5.00
(ii) Private sector credit	8.34	6.09	6.95	9.80	5.72	5.29	4.26
(iii) Interest rate controls / negative real interest rates	0.00	0.00	10.00	10.00	5.00	10.00	8.00
B. Labor Market regulations	3.73	3.46	5.09	5.12	5.36	4.97	5.12
(i) Hiring regulations and minimum wage			4.42	5.60	3.90	1.67	2.77
(ii) Hiring and firing regulations		3.00	5.28	2.50	2.82	2.26	2.24
(iii) Centralized collective bargaining	5.18	5.18	4.83	4.60	2.91	3.35	3.19
(iv) Hours regulations	5.01	4.66	6.01	8.00	10.00	10.00	10.00
(v) Mandated cost of worker dismissal			0.00	0.00	2.52	2.52	2.52
(vi) Conscription	1.00	1.00	10.00	10.00	10.00	10.00	10.00
C. Business regulations			6.75	5.76	5.54	5.47	6.40
(i) Administrative requirements			6.78	2.48	2.43	2.05	2.71
(ii) Bureaucracy costs			7.50	7.09	5.30	4.44	6.67
(iii) Starting a business			8.83	8.87	9.04	9.10	9.58
(iv) Impartial public administration	0.11	5.87	5.73	6.33	6.33	5.88	7.20
(v) Licensing restrictions				4.91	4.81	5.35	5.73
(vi) Cost of tax compliance			4.92	4.92	5.35	5.98	6.51

Armenia

	1980	1990	2000	2005	2010	2015	2018
	Rating (Rank)	Rating (Rank)	Rating (Rank)	Rating (Rank)	Rating (Rank)	Rating (Rank)	Rating (Rank)
Summary Ratings (Rank)				7.58 (32)	7.69 (25)	7.80 (28)	7.92 (18)
	Rating (Data)	Rating (Data)	Rating (Data)	Rating (Data)	Rating (Data)	Rating (Data)	Rating (Data)
1. Size of Government			8.00	8.87	8.48	7.93	7.85
A. Government consumption				8.16 (12.26)	7.72 (13.75)	7.54 (14.38)	7.72 (13.76)
B. Transfers and subsidies				8.33 (6.62)	8.05 (7.67)	7.75 (8.76)	7.71 (8.9)
C. Government investment			8.32 (20.89)	10.00 (11.98)	9.37 (17.22)	10.00 (14.13)	9.30 (17.46)
D. Top marginal tax rate				8.50	9.00	5.00	5.00
(i) Top marginal income tax rate				9.00	10.00 (20)	5.00 (36)	5.00 (36)
(ii) Top marginal income and payroll tax rate				8.00	8.00 (26)	5.00 (36)	5.00 (36)
E. State ownership of assets		2.75	7.69	9.36	8.27	9.34	9.51
2. Legal System and Property Rights	4.67	5.16	5.56	5.60	5.53	5.63	5.98
A. Judicial independence	3.45	3.36	2.86	2.85	3.29	3.61	4.01
B. Impartial courts	3.70	4.21	3.56	3.67	3.95	4.04	4.89
C. Protection of property rights	6.56	6.56	4.42	5.44	5.22	5.57	6.02
D. Military interference in rule of law and politics		6.67	6.67	5.83	5.83	5.83	5.80
E. Integrity of the legal system	4.95	4.98	5.15	5.28	5.31	5.34	5.45
F. Legal enforcement of contracts			7.46	7.33	6.75	5.20	5.20
G. Regulatory restrictions on sale of real property			9.72	9.79	9.77	9.80	9.82
H. Reliability of police			4.63	4.63	4.10	5.68	6.67
<i>Gender Legal Rights Adjustment</i>	1.00	1.00	1.00	1.00	1.00	1.00	1.00
3. Sound Money				9.21	9.18	9.48	9.56
A. Money growth				7.56 (12.2)	9.64 (1.82)	9.54 (2.32)	9.11 (4.45)
B. Standard deviation of inflation				9.41 (1.48)	8.72 (3.21)	9.13 (2.16)	9.62 (0.96)
C. Inflation: most recent year				9.87 (0.64)	8.36 (8.18)	9.25 (3.73)	9.50 (2.52)
D. Freedom to own foreign currency bank accounts				10.00	10.00	10.00	10.00
4. Freedom to Trade Internationally				7.35	7.99	8.61	8.46
A. Tariffs				7.71	8.90	8.68	8.44
(i) Revenue from trade taxes (% of trade sector)				9.37 (0.95)	9.15 (1.28)	8.87 (1.7)	9.03 (1.46)
(ii) Mean tariff rate				9.40 (3)	9.44 (2.8)	8.78 (6.1)	8.70 (6.5)
(iii) Standard deviation of tariff rates				4.36 (14.1)	8.11 (4.73)	8.39 (4.03)	7.58 (6.05)
B. Regulatory trade barriers				5.16	6.60	7.30	7.50
(i) Non-tariff trade barriers				5.31	5.25	6.14	5.69
(ii) Compliance cost of importing and exporting				5.00	7.95	8.47	9.32
C. Black-market exchange rates				10.00	10.00	10.00	10.00
D. Controls of the movement of capital and people			10.00	6.52	6.48	8.46	7.91
(i) Financial openness			10.00	10.00	10.00	10.00	8.34
(ii) Capital controls				8.46	8.33	5.38	5.38
(iii) Freedom of foreigners to visit				1.10	1.11	10.00	10.00
5. Regulation				6.88	7.25	7.37	7.76
A. Credit Market regulations				9.55	8.83	9.00	9.55
(i) Ownership of banks				10.00	10.00	10.00	10.00
(ii) Private sector credit				9.66	7.50	6.99	8.64
(iii) Interest rate controls / negative real interest rates				9.00	9.00	10.00	10.00
B. Labor Market regulations				6.05	6.55	6.32	6.46
(i) Hiring regulations and minimum wage				6.70	6.67	5.57	6.67
(ii) Hiring and firing regulations				5.15	6.31	6.01	5.60
(iii) Centralized collective bargaining				7.64	7.36	7.37	7.25
(iv) Hours regulations				8.00	10.00	10.00	10.00
(v) Mandated cost of worker dismissal				8.79	8.99	8.99	9.25
(vi) Conscription				0.00	0.00	0.00	0.00
C. Business regulations				5.05	6.35	6.80	7.28
(i) Administrative requirements				3.04	4.12	4.57	5.17
(ii) Bureaucracy costs				2.93	6.36	5.78	6.00
(iii) Starting a business				9.36	9.71	9.86	9.86
(iv) Impartial public administration		5.81	3.58	4.04	3.99	4.56	6.30
(v) Licensing restrictions				7.47	9.53	9.55	9.30
(vi) Cost of tax compliance			0.00	3.49	4.40	6.49	7.04

Australia

	1980	1990	2000	2005	2010	2015	2018
Summary Ratings (Rank)	Rating (Rank) 7.28 (10)	Rating (Rank) 8.12 (8)	Rating (Rank) 8.12 (9)	Rating (Rank) 8.10 (9)	Rating (Rank) 8.10 (7)	Rating (Rank) 8.10 (11)	Rating (Rank) 8.23 (5)
	Rating (Data)	Rating (Data)	Rating (Data)	Rating (Data)	Rating (Data)	Rating (Data)	Rating (Data)
1. Size of Government	6.37	6.78	6.82	6.94	7.13	6.77	6.90
A. Government consumption	4.93 (23.23)	5.20 (22.33)	4.79 (23.7)	4.72 (23.95)	4.36 (25.18)	4.71 (23.99)	4.45 (24.87)
B. Transfers and subsidies	7.38 (10.1)	7.22 (10.7)	7.09 (11.17)	6.80 (12.26)	6.80 (12.23)	6.66 (12.74)	6.87 (11.99)
C. Government investment	10.00 (13.53)	10.00 (11.76)	10.00 (11.6)	10.00 (10.52)	9.81 (15.65)	10.00 (12.02)	9.92 (15.28)
D. Top marginal tax rate	2.00	3.00	3.00	4.00	5.50	5.00	5.50
(i) Top marginal income tax rate	2.00 (62)	3.00 (49)	3.00 (47)	4.00 (47)	6.00 (45)	5.00 (47)	6.00 (45)
(ii) Top marginal income and payroll tax rate		3.00 (49)	3.00 (49)	4.00 (49)	5.00 (47)	5.00 (49)	5.00 (47)
E. State ownership of assets	7.52	8.48	9.19	9.19	9.19	7.47	7.76
2. Legal System and Property Rights	7.60	8.05	8.17	8.06	7.89	7.94	7.93
A. Judicial independence	6.85	7.63	7.88	7.66	7.60	7.59	7.50
B. Impartial courts	5.56	7.74	7.97	7.50	6.96	6.75	6.57
C. Protection of property rights	6.45	6.88	7.36	7.47	6.78	7.02	7.62
D. Military interference in rule of law and politics	10.00	10.00	10.00	10.00	10.00	10.00	10.00
E. Integrity of the legal system	8.73	8.73	8.73	8.62	8.31	8.35	8.44
F. Legal enforcement of contracts	8.00	6.99	6.99	6.86	6.96	6.83	6.76
G. Regulatory restrictions on sale of real property		8.39	8.39	8.33	8.26	8.21	8.14
H. Reliability of police			8.07	8.07	8.24	8.76	8.42
<i>Gender Legal Rights Adjustment</i>	1.00	1.00	1.00	1.00	1.00	1.00	1.00
3. Sound Money	9.00	9.15	9.40	9.44	9.47	9.36	9.66
A. Money growth	8.57 (7.17)	8.06 (9.7)	9.19 (4.04)	8.61 (6.94)	9.13 (4.37)	8.82 (5.88)	9.72 (1.39)
B. Standard deviation of inflation	9.40 (1.51)	9.19 (2.02)	9.31 (1.72)	9.68 (0.79)	9.33 (1.67)	8.92 (2.7)	9.28 (1.79)
C. Inflation: most recent year	8.03 (9.84)	9.35 (3.26)	9.10 (4.48)	9.47 (2.67)	9.43 (2.85)	9.70 (1.51)	9.62 (1.91)
D. Freedom to own foreign currency bank accounts	10.00	10.00	10.00	10.00	10.00	10.00	10.00
4. Freedom to Trade Internationally	6.74	8.49	8.04	7.43	7.50	7.78	7.94
A. Tariffs	7.35	6.46	8.43	8.43	8.83	8.97	9.08
(i) Revenue from trade taxes (% of trade sector)	7.60 (3.6)	7.93 (3.1)	9.06 (1.41)	8.97 (1.55)	9.25 (1.13)	8.90 (1.65)	8.69 (1.96)
(ii) Mean tariff rate	7.10 (14.5)	7.16 (14.2)	8.84 (5.8)	9.14 (4.3)	9.44 (2.8)	9.50 (2.5)	9.50 (2.5)
(iii) Standard deviation of tariff rates		4.28 (14.3)	7.40 (6.5)	7.17 (7.07)	7.80 (5.49)	8.50 (3.75)	9.04 (2.4)
B. Regulatory trade barriers			8.70	8.18	8.28	7.46	7.78
(i) Non-tariff trade barriers			8.07	7.44	7.65	6.50	7.12
(ii) Compliance cost of importing and exporting			9.33	8.91	8.91	8.42	8.43
C. Black-market exchange rates	9.80	10.00	10.00	10.00	10.00	10.00	10.00
D. Controls of the movement of capital and people	3.08	9.00	5.04	3.13	2.88	4.71	4.91
(i) Financial openness	4.16	10.00	6.99	6.99	6.99	9.40	10.00
(ii) Capital controls	2.00	8.00	3.08	2.31	1.54	4.62	4.62
(iii) Freedom of foreigners to visit				0.10	0.11	0.11	0.11
5. Regulation	6.69	8.12	8.19	8.61	8.50	8.63	8.73
A. Credit Market regulations	8.38	9.68	10.00	10.00	9.40	9.58	9.95
(i) Ownership of banks	8.00	10.00	10.00	10.00	10.00	10.00	10.00
(ii) Private sector credit	7.14	9.03	10.00	10.00	8.21	8.75	9.84
(iii) Interest rate controls / negative real interest rates	10.00	10.00	10.00	10.00	10.00	10.00	10.00
B. Labor Market regulations		6.56	6.24	8.36	7.74	7.66	7.80
(i) Hiring regulations and minimum wage			4.55	10.00	8.90	8.90	8.90
(ii) Hiring and firing regulations		4.50	3.08	4.60	4.14	3.56	3.91
(iii) Centralized collective bargaining	5.18	5.18	5.52	5.93	5.44	5.56	6.08
(iv) Hours regulations			4.68	10.00	10.00	10.00	10.00
(v) Mandated cost of worker dismissal			9.63	9.63	7.93	7.93	7.93
(vi) Conscription	10.00	10.00	10.00	10.00	10.00	10.00	10.00
C. Business regulations			8.33	7.47	8.37	8.63	8.43
(i) Administrative requirements			6.73	3.49	3.64	3.98	3.98
(ii) Bureaucracy costs			6.20	5.32	9.39	10.00	8.89
(iii) Starting a business			9.91	9.92	9.93	9.91	9.93
(iv) Impartial public administration	10.00	10.00	10.00	10.00	10.00	10.00	10.00
(v) Licensing restrictions				7.29	8.50	9.09	8.95
(vi) Cost of tax compliance			8.80	8.80	8.78	8.82	8.82

Austria

	1980	1990	2000	2005	2010	2015	2018
	Rating (Rank)	Rating (Rank)	Rating (Rank)	Rating (Rank)	Rating (Rank)	Rating (Rank)	Rating (Rank)
Summary Ratings (Rank)	6.83 (14)	7.35 (16)	8.02 (15)	7.87 (15)	7.77 (20)	7.81 (27)	7.80 (26)
	Rating (Data)	Rating (Data)	Rating (Data)	Rating (Data)	Rating (Data)	Rating (Data)	Rating (Data)
1. Size of Government	4.61	5.11	5.46	5.71	5.44	5.58	5.66
A. Government consumption	4.46 (24.82)	4.40 (25.03)	4.16 (25.86)	4.58 (24.44)	4.07 (26.16)	3.69 (27.44)	3.77 (27.18)
B. Transfers and subsidies	4.11 (22.1)	4.03 (22.4)	2.93 (26.44)	2.84 (26.78)	2.02 (29.78)	3.10 (25.82)	3.49 (24.4)
C. Government investment	8.56 (20.04)	9.90 (15.35)	10.00 (10.37)	10.00 (12.72)	9.98 (15.07)	10.00 (13.14)	10.00 (12.43)
D. Top marginal tax rate	2.00	2.00	2.00	3.50	3.50	3.50	3.50
(i) Top marginal income tax rate	2.00 (62)	4.00 (50)	4.00 (50)	4.00 (50)	4.00 (50)	4.00 (50)	4.00 (55)
(ii) Top marginal income and payroll tax rate		0.00 (62)	0.00 (66)	3.00 (54)	3.00 (54)	3.00 (54)	3.00 (59)
E. State ownership of assets	3.93	5.21	8.23	7.63	7.63	7.62	7.55
2. Legal System and Property Rights	7.63	7.99	8.21	8.14	7.92	7.90	7.95
A. Judicial independence	6.29	7.23	7.31	7.01	6.85	6.74	6.78
B. Impartial courts	5.68	7.41	7.84	7.70	6.98	6.90	6.90
C. Protection of property rights	7.01	7.37	7.83	7.73	7.30	7.29	7.64
D. Military interference in rule of law and politics	10.00	9.86	10.00	10.00	10.00	10.00	10.00
E. Integrity of the legal system	8.58	8.64	8.64	8.64	8.64	8.66	8.62
F. Legal enforcement of contracts	8.25	7.48	7.48	7.48	7.31	6.86	6.99
G. Regulatory restrictions on sale of real property		7.92	7.92	7.92	8.09	8.10	8.10
H. Reliability of police			8.63	8.63	8.21	8.63	8.60
<i>Gender Legal Rights Adjustment</i>	1.00	1.00	1.00	1.00	1.00	1.00	1.00
3. Sound Money	8.40	9.63	9.63	9.55	9.64	9.62	9.36
A. Money growth	9.97 (-0.17)	9.46 (2.69)	9.18 (4.1)	8.77 (6.15)	9.19 (4.06)	8.76 (6.2)	7.96 (10.21)
B. Standard deviation of inflation	9.64 (0.9)	9.75 (0.63)	9.80 (0.5)	9.91 (0.23)	9.74 (0.64)	9.89 (0.28)	9.86 (0.34)
C. Inflation: most recent year	9.00 (5)	9.31 (3.45)	9.53 (2.35)	9.54 (2.3)	9.64 (1.81)	9.82 (0.9)	9.60 (2)
D. Freedom to own foreign currency bank accounts	5.00	10.00	10.00	10.00	10.00	10.00	10.00
4. Freedom to Trade Internationally	7.70	7.97	9.20	8.32	8.19	8.37	8.38
A. Tariffs	8.61	7.92	9.18	8.39	8.34	8.36	8.26
(i) Revenue from trade taxes (% of trade sector)	9.53 (0.7)	9.53 (0.7)	9.78 (0.33)	9.59 (0.62)	9.63 (0.55)	9.10 (1.35)	9.13 (1.3)
(ii) Mean tariff rate	7.68 (11.6)	8.26 (8.7)	9.52 (2.4)	9.46 (2.7)	8.98 (5.1)	8.98 (5.1)	8.96 (5.2)
(iii) Standard deviation of tariff rates		5.96 (10.1)	8.24 (4.4)	6.13 (9.67)	6.41 (8.98)	7.00 (7.5)	6.70 (8.26)
B. Regulatory trade barriers			9.15	8.39	7.93	8.18	8.32
(i) Non-tariff trade barriers			8.80	7.84	6.77	6.40	6.66
(ii) Compliance cost of importing and exporting			9.50	8.93	9.08	9.96	9.98
C. Black-market exchange rates	10.00	10.00	10.00	10.00	10.00	10.00	10.00
D. Controls of the movement of capital and people	4.50	6.00	8.46	6.49	6.50	6.94	6.94
(i) Financial openness	6.99	6.99	10.00	10.00	10.00	10.00	10.00
(ii) Capital controls	2.00	5.00	6.92	3.08	3.08	3.08	3.08
(iii) Freedom of foreigners to visit				6.40	6.42	7.74	7.74
5. Regulation	5.79	6.05	7.60	7.64	7.66	7.56	7.67
A. Credit Market regulations	6.96	7.46	9.75	9.75	8.92	9.13	9.24
(i) Ownership of banks	5.00	5.00	10.00	10.00	8.00	8.00	8.00
(ii) Private sector credit	7.88	7.39	9.24	9.26	8.77	9.38	9.71
(iii) Interest rate controls / negative real interest rates	8.00	10.00	10.00	10.00	10.00	10.00	10.00
B. Labor Market regulations	4.63	4.63	4.85	5.91	6.33	5.55	5.86
(i) Hiring regulations and minimum wage			4.56	8.90	10.00	8.90	8.90
(ii) Hiring and firing regulations		4.82	3.05	4.25	4.26	3.33	4.78
(iii) Centralized collective bargaining	4.49	4.49	3.50	2.77	2.71	2.08	2.49
(iv) Hours regulations	4.40	4.22	5.18	6.70	8.00	6.00	6.00
(v) Mandated cost of worker dismissal			9.81	9.81	10.00	10.00	10.00
(vi) Conscription	5.00	5.00	3.00	3.00	3.00	3.00	3.00
C. Business regulations			8.20	7.25	7.74	8.01	7.90
(i) Administrative requirements			7.53	4.27	4.21	4.45	4.47
(ii) Bureaucracy costs			7.43	5.54	8.48	8.89	9.56
(iii) Starting a business			8.83	8.85	8.88	9.28	9.24
(iv) Impartial public administration	9.13	9.13	9.13	9.13	9.13	9.60	8.30
(v) Licensing restrictions				7.61	7.65	7.30	7.30
(vi) Cost of tax compliance			8.09	8.09	8.09	8.53	8.53

Azerbaijan	1980	1990	2000	2005	2010	2015	2018
	Rating (Rank)	Rating (Rank)	Rating (Rank)	Rating (Rank)	Rating (Rank)	Rating (Rank)	Rating (Rank)
Summary Ratings (Rank)				6.11 (105)	5.82 (131)	6.24 (118)	6.37 (112)
	Rating (Data)	Rating (Data)	Rating (Data)	Rating (Data)	Rating (Data)	Rating (Data)	Rating (Data)
1. Size of Government			7.18	6.40	4.25	5.26	5.22
A. Government consumption				6.00 (19.61)	4.12 (26)	6.48 (17.96)	7.04 (16.05)
B. Transfers and subsidies			7.09 (11.19)	7.09 (11.19)	8.26 (6.88)	7.37 (10.16)	7.94 (8.07)
C. Government investment			10.00 (13.06)	10.00 (9.23)	0.00 (67.39)	1.53 (44.65)	1.85 (43.53)
D. Top marginal tax rate				5.00	5.00	6.50	6.50
(i) Top marginal income tax rate				7.00 (35)	7.00 (35)	9.00 (25)	9.00 (25)
(ii) Top marginal income and payroll tax rate				3.00 (49)	3.00 (49)	4.00 (41)	4.00 (41)
E. State ownership of assets		2.98	4.46	3.89	3.89	4.41	2.80
2. Legal System and Property Rights	3.47	4.21	5.23	5.32	5.29	4.75	4.72
A. Judicial independence	3.23	2.94	2.45	2.58	2.89	2.80	3.12
B. Impartial courts	3.51	3.52	3.27	3.37	3.59	3.98	4.38
C. Protection of property rights	3.17	3.17	4.03	4.68	4.85	5.15	5.86
D. Military interference in rule of law and politics		6.67	6.67	6.67	5.83	5.00	5.00
E. Integrity of the legal system	4.54	5.60	5.34	5.03	4.94	4.83	4.49
F. Legal enforcement of contracts			7.33	7.33	7.55	7.25	7.25
G. Regulatory restrictions on sale of real property			8.72	8.85	9.73	9.77	7.61
H. Reliability of police			5.75	5.75	4.64	5.45	7.60
<i>Gender Legal Rights Adjustment</i>	0.92	0.92	0.92	0.92	0.92	0.72	0.67
3. Sound Money				7.25	6.25	7.31	7.32
A. Money growth				8.57 (7.17)	7.01 (14.97)	9.70 (1.5)	8.94 (5.32)
B. Standard deviation of inflation				7.77 (5.58)	4.14 (14.66)	5.36 (11.59)	5.72 (10.71)
C. Inflation: most recent year				7.68 (11.59)	8.87 (5.67)	9.17 (4.17)	9.62 (1.92)
D. Freedom to own foreign currency bank accounts				5.00	5.00	5.00	5.00
4. Freedom to Trade Internationally				5.50	6.32	7.03	7.24
A. Tariffs				6.91	8.13	7.94	7.98
(i) Revenue from trade taxes (% of trade sector)					9.39 (0.92)	9.03 (1.45)	9.04 (1.43)
(ii) Mean tariff rate				7.92 (10.4)	8.22 (8.9)	8.18 (9.1)	8.20 (9)
(iii) Standard deviation of tariff rates				5.89 (10.27)	6.80 (8.01)	6.61 (8.46)	6.69 (8.28)
B. Regulatory trade barriers				3.51	4.47	6.61	7.42
(i) Non-tariff trade barriers				4.38	4.59	5.59	6.63
(ii) Compliance cost of importing and exporting				2.64	4.36	7.64	8.20
C. Black-market exchange rates				10.00	10.00	10.00	10.00
D. Controls of the movement of capital and people			1.66	1.58	2.69	3.57	3.57
(i) Financial openness			1.66	1.66	3.46	4.66	4.66
(ii) Capital controls				3.08	4.62	4.62	4.62
(iii) Freedom of foreigners to visit				0.00	0.00	1.44	1.44
5. Regulation			4.12	6.07	6.97	6.86	7.34
A. Credit Market regulations				7.33	8.00	7.57	8.33
(i) Ownership of banks				5.00	5.00	5.00	5.00
(ii) Private sector credit			6.52	7.99	10.00	8.72	10.00
(iii) Interest rate controls / negative real interest rates				9.00	9.00	9.00	10.00
B. Labor Market regulations				6.51	6.69	6.40	6.54
(i) Hiring regulations and minimum wage				6.70	8.33	8.33	8.33
(ii) Hiring and firing regulations				7.78	7.24	5.84	7.25
(iii) Centralized collective bargaining				7.60	7.82	7.45	8.18
(iv) Hours regulations				8.00	8.00	8.00	6.00
(v) Mandated cost of worker dismissal				7.96	7.76	7.76	8.50
(vi) Conscription				1.00	1.00	1.00	1.00
C. Business regulations				4.36	6.23	6.62	7.13
(i) Administrative requirements				3.96	4.48	5.52	7.21
(ii) Bureaucracy costs				5.89	6.52	6.44	6.22
(iii) Starting a business				8.27	9.72	9.89	9.88
(iv) Impartial public administration		4.41	1.76	2.39	2.31	2.46	2.22
(v) Licensing restrictions				5.67	6.85	7.60	9.02
(vi) Cost of tax compliance			1.53	0.00	7.48	7.81	8.22

Bahamas, The

	1980	1990	2000	2005	2010	2015	2018
	Rating (Rank)	Rating (Rank)	Rating (Rank)	Rating (Rank)	Rating (Rank)	Rating (Rank)	Rating (Rank)
Summary Ratings (Rank)	6.66 (17)	6.73 (29)	6.73 (63)	7.03 (62)	7.42 (46)	7.44 (50)	7.62 (39)
	Rating (Data)	Rating (Data)	Rating (Data)	Rating (Data)	Rating (Data)	Rating (Data)	Rating (Data)
1. Size of Government	8.94	9.01	8.54	8.81	8.94	9.04	9.10
A. Government consumption	6.81 (16.85)	7.18 (15.6)	5.18 (22.4)	6.46 (18.04)	6.80 (16.87)	7.11 (15.82)	7.31 (15.13)
B. Transfers and subsidies	10.00 (0.5)	9.86 (1)	8.97 (4.29)	8.78 (4.96)	8.97 (4.28)	9.04 (4.02)	9.07 (3.91)
C. Government investment			10.00 (3.9)	10.00 (4.02)	10.00 (6.74)	10.00 (8.29)	10.00 (10.46)
D. Top marginal tax rate	10.00	10.00	10.00	10.00	10.00	10.00	10.00
(i) Top marginal income tax rate	10.00 (0)	10.00 (0)	10.00 (0)	10.00 (0)	10.00 (0)	10.00 (0)	10.00 (0)
(ii) Top marginal income and payroll tax rate			10.00 (5-9)	10.00 (5-9)	10.00 (10)	10.00 (9)	10.00 (9)
E. State ownership of assets							
2. Legal System and Property Rights	7.25	6.10	6.05	6.27	6.13	6.83	6.17
A. Judicial independence	7.34	6.14	5.10	5.36	5.93	7.15	7.15
B. Impartial courts		7.22	6.36	5.94	5.30	6.62	5.73
C. Protection of property rights		3.00	4.42	6.54	6.33		
D. Military interference in rule of law and politics	8.33	8.33	10.00	10.00	10.00	10.00	10.00
E. Integrity of the legal system	6.67	6.67	6.07	6.48	5.37	7.50	6.70
F. Legal enforcement of contracts			5.49	5.49	5.49	4.70	4.60
G. Regulatory restrictions on sale of real property			4.98	4.98	3.06	6.15	3.82
H. Reliability of police			7.36	6.73	8.95		
<i>Gender Legal Rights Adjustment</i>	0.95	0.95	0.95	0.95	0.95	0.95	0.95
3. Sound Money	6.25	7.02	6.87	6.82	7.30	6.78	8.11
A. Money growth	8.43 (7.84)	9.38 (3.08)	8.05 (9.74)	8.61 (6.95)	9.93 (0.34)	8.69 (6.57)	8.99 (5.06)
B. Standard deviation of inflation	8.58 (3.54)	9.32 (1.7)	9.64 (0.9)	8.97 (2.57)	9.53 (1.18)	8.81 (2.99)	8.89 (2.76)
C. Inflation: most recent year	8.00 (10.01)	9.37 (3.16)	9.79 (1.04)	9.68 (1.59)	9.73 (1.34)	9.63 (1.87)	9.55 (2.27)
D. Freedom to own foreign currency bank accounts	0.00	0.00	0.00	0.00	0.00	0.00	5.00
4. Freedom to Trade Internationally	3.86	4.08	4.70	5.81	5.99	6.26	6.25
A. Tariffs	4.32	3.60	3.33	4.26	3.27	3.33	4.02
(i) Revenue from trade taxes (% of trade sector)	4.60 (8.1)	3.60 (9.6)	3.67 (9.5)	4.14 (8.79)	4.04 (8.94)	4.50 (8.25)	7.00 (4.5)
(ii) Mean tariff rate	4.04 (29.8)		3.00 (35)	3.96 (30.2)	2.82 (35.9)	3.22 (33.9)	3.50 (32.5)
(iii) Standard deviation of tariff rates				4.68 (13.29)	2.96 (17.59)	2.27 (19.32)	1.55 (21.13)
B. Regulatory trade barriers					7.76	8.11	7.41
(i) Non-tariff trade barriers							6.71
(ii) Compliance cost of importing and exporting					7.76	8.11	8.11
C. Black-market exchange rates	6.00	7.40	10.00	10.00	10.00	10.00	10.00
D. Controls of the movement of capital and people	1.25	1.25	0.77	3.18	2.91	3.59	3.59
(i) Financial openness	2.51	2.51	0.00	0.00	0.00	0.00	0.00
(ii) Capital controls	0.00	0.00	1.54	1.54	0.77	0.77	0.77
(iii) Freedom of foreigners to visit				8.00	7.97	10.00	10.00
5. Regulation	6.98	7.45	7.51	7.42	8.72	8.32	8.46
A. Credit Market regulations	8.62	9.84	10.00	9.78	9.21	9.07	9.12
(i) Ownership of banks	10.00	10.00	10.00	10.00	10.00	10.00	10.00
(ii) Private sector credit	7.86	9.53	10.00	9.33	7.62	8.22	7.37
(iii) Interest rate controls / negative real interest rates	8.00	10.00	10.00	10.00	10.00	9.00	10.00
B. Labor Market regulations					8.86	8.36	8.36
(i) Hiring regulations and minimum wage					8.90	8.90	8.90
(ii) Hiring and firing regulations							
(iii) Centralized collective bargaining							
(iv) Hours regulations					10.00	8.00	8.00
(v) Mandated cost of worker dismissal					6.55	6.55	6.55
(vi) Conscriptation	10.00	10.00	10.00	10.00	10.00	10.00	10.00
C. Business regulations					8.10	7.52	7.88
(i) Administrative requirements							
(ii) Bureaucracy costs					6.21	5.56	5.78
(iii) Starting a business					8.92	9.17	9.52
(iv) Impartial public administration							
(v) Licensing restrictions					7.91	7.98	7.98
(vi) Cost of tax compliance					9.35	7.39	8.26

Bahrain

	1980	1990	2000	2005	2010	2015	2018
Summary Ratings (Rank)	Rating (Rank) 6.72 (16)	Rating (Rank) 6.51 (33)	Rating (Rank) 7.22 (39)	Rating (Rank) 6.87 (72)	Rating (Rank) 7.18 (57)	Rating (Rank) 7.23 (65)	Rating (Rank) 7.16 (70)
	Rating (Data)	Rating (Data)	Rating (Data)	Rating (Data)	Rating (Data)	Rating (Data)	Rating (Data)
1. Size of Government	6.20	4.35	6.52	6.57	6.26	6.55	6.62
A. Government consumption	3.25 (28.95)	0.00 (43.78)	3.78 (27.15)	2.94 (29.99)	4.74 (23.9)	3.49 (28.14)	4.12 (25.99)
B. Transfers and subsidies	9.81 (1.2)	9.64 (1.8)	9.43 (2.59)	8.99 (4.21)	9.44 (2.56)	8.03 (7.72)	8.03 (7.72)
C. Government investment		0.32 (48.87)	7.66 (23.21)	9.13 (18.03)	5.34 (31.3)	9.47 (16.87)	10.00 (10.55)
D. Top marginal tax rate	10.00	10.00	10.00	10.00	10.00	10.00	10.00
(i) Top marginal income tax rate	10.00 (0)	10.00 (0)	10.00 (0)	10.00 (0)	10.00 (0)	10.00 (0)	10.00 (0)
(ii) Top marginal income and payroll tax rate		10.00 (0)			10.00 (17)	10.00 (17)	10.00 (17)
E. State ownership of assets	1.76	1.76	1.76	1.76	1.76	1.76	0.97
2. Legal System and Property Rights	4.35	4.49	4.44	4.38	4.71	4.78	4.72
A. Judicial independence	3.73	3.69	4.33	3.54	4.58	4.66	4.67
B. Impartial courts	4.12	5.10	5.18	4.96	5.49	5.55	5.12
C. Protection of property rights	6.26	6.26	5.42	5.60	5.80	6.64	6.33
D. Military interference in rule of law and politics	8.33	8.33	5.00	5.00	5.00	5.00	5.00
E. Integrity of the legal system	5.87	5.87	6.70	6.90	6.90	6.48	5.37
F. Legal enforcement of contracts			4.79	4.79	4.79	4.79	4.79
G. Regulatory restrictions on sale of real property			9.12	9.12	8.53	8.86	9.40
H. Reliability of police			5.70	5.70	7.96	7.76	8.95
<i>Gender Legal Rights Adjustment</i>	0.54	0.54	0.54	0.54	0.54	0.54	0.52
3. Sound Money	8.10	8.79	9.12	8.82	8.39	9.18	9.18
A. Money growth	6.38 (18.1)	9.60 (1.99)	9.71 (1.46)	8.40 (7.99)	8.56 (7.2)	9.96 (-0.19)	9.54 (-2.31)
B. Standard deviation of inflation	6.81 (7.98)	6.92 (7.71)	6.91 (7.73)	7.38 (6.54)	5.40 (11.5)	7.13 (7.17)	7.58 (6.04)
C. Inflation: most recent year	9.22 (3.9)	8.63 (6.84)	9.86 (-0.7)	9.48 (2.59)	9.61 (1.96)	9.63 (1.84)	9.58 (2.08)
D. Freedom to own foreign currency bank accounts	10.00	10.00	10.00	10.00	10.00	10.00	10.00
4. Freedom to Trade Internationally	8.46	8.42	9.29	7.84	8.13	7.64	7.58
A. Tariffs	9.39	9.27	9.19	8.37	8.22	8.61	7.92
(i) Revenue from trade taxes (% of trade sector)	9.39 (0.91)	9.27 (1.1)	9.19 (1.21)	8.83 (1.75)	9.42 (0.87)	9.48 (0.78)	9.48 (0.78)
(ii) Mean tariff rate				8.98 (5.1)	8.98 (5.1)	9.06 (4.7)	8.94 (5.3)
(iii) Standard deviation of tariff rates				7.31 (6.73)	6.26 (9.36)	7.29 (6.77)	5.34 (11.66)
B. Regulatory trade barriers			9.50	7.59	8.29	6.30	6.74
(i) Non-tariff trade barriers				7.59	8.28	6.71	6.81
(ii) Compliance cost of importing and exporting			9.50		8.31	5.88	6.67
C. Black-market exchange rates	10.00	10.00	10.00	10.00	10.00	10.00	10.00
D. Controls of the movement of capital and people	6.00	6.00	8.46	5.38	6.02	5.64	5.64
(i) Financial openness	10.00	10.00	10.00	9.40	10.00	10.00	10.00
(ii) Capital controls	2.00	2.00	6.92	6.15	7.50	6.15	6.15
(iii) Freedom of foreigners to visit				0.60	0.55	0.77	0.77
5. Regulation	6.48	6.49	6.74	6.75	8.39	7.98	7.69
A. Credit Market regulations	8.71	8.49	9.34	9.43	8.47	8.43	7.61
(i) Ownership of banks	8.00	8.00	10.00	10.00	10.00	10.00	10.00
(ii) Private sector credit	9.42	7.47	8.01	8.29	8.42	5.28	2.83
(iii) Interest rate controls / negative real interest rates		10.00	10.00	10.00	7.00	10.00	10.00
B. Labor Market regulations				7.03	8.87	8.22	7.90
(i) Hiring regulations and minimum wage					10.00	8.33	8.33
(ii) Hiring and firing regulations				3.25	4.79	5.69	5.98
(iii) Centralized collective bargaining				7.85	8.42	7.70	8.06
(iv) Hours regulations					10.00	8.00	8.00
(v) Mandated cost of worker dismissal					10.00	9.59	7.03
(vi) Conscription	10.00	10.00	10.00	10.00	10.00	10.00	10.00
C. Business regulations				3.79	7.84	7.30	7.56
(i) Administrative requirements				4.04	6.45	6.08	6.06
(ii) Bureaucracy costs				2.93	7.73	7.78	8.00
(iii) Starting a business					8.85	9.67	9.71
(iv) Impartial public administration	4.42	4.42	4.42	4.42	4.42	2.02	2.08
(v) Licensing restrictions					9.98	8.53	9.76
(vi) Cost of tax compliance					9.60	9.70	9.75

Bangladesh

	1980	1990	2000	2005	2010	2015	2018
	Rating (Rank)	Rating (Rank)	Rating (Rank)	Rating (Rank)	Rating (Rank)	Rating (Rank)	Rating (Rank)
Summary Ratings (Rank)	3.63 (104)	4.38 (100)	5.94 (87)	5.94 (113)	6.20 (115)	6.18 (123)	6.04 (133)
	Rating (Data)	Rating (Data)	Rating (Data)	Rating (Data)	Rating (Data)	Rating (Data)	Rating (Data)
1. Size of Government	5.01	6.59	8.05	8.44	8.62	8.43	8.08
A. Government consumption	9.89 (6.38)	10.00 (4.82)	10.00 (5.6)	9.69 (7.04)	9.79 (6.7)	9.72 (6.94)	9.34 (8.24)
B. Transfers and subsidies			9.28 (3.15)	9.78 (1.29)	9.56 (2.1)	9.72 (1.51)	9.71 (1.55)
C. Government investment	3.95 (36.19)	2.15 (42.48)	6.42 (27.52)	8.20 (21.31)	9.20 (17.81)	7.54 (23.61)	6.99 (25.52)
D. Top marginal tax rate	1.00	9.00	9.00	9.00	9.00	9.00	8.00
(i) Top marginal income tax rate	1.00 (60)	9.00 (25)	9.00 (25)	9.00 (25)	9.00 (25)	9.00 (25)	8.00 (30)
(ii) Top marginal income and payroll tax rate		9.00 (25)	9.00 (25)	9.00 (25)	9.00 (25)	9.00 (25)	8.00 (30)
E. State ownership of assets	5.20	5.20	5.54	5.54	5.54	6.19	6.36
2. Legal System and Property Rights	3.51	2.59	2.91	2.88	3.37	3.13	3.04
A. Judicial independence	4.57	4.66	4.21	3.43	3.63	3.32	2.88
B. Impartial courts	3.46	3.70	3.31	3.39	3.69	3.55	3.72
C. Protection of property rights	6.43	4.22	4.26	5.00	4.91	4.98	4.88
D. Military interference in rule of law and politics	1.67	1.67	5.00	4.58	4.93	4.17	4.20
E. Integrity of the legal system	3.64	3.64	4.67	4.45	4.78	4.40	4.14
F. Legal enforcement of contracts		1.15	1.15	1.15	1.15	0.94	0.94
G. Regulatory restrictions on sale of real property		1.35	1.35	1.61	3.20	3.09	2.67
H. Reliability of police			2.27	2.27	3.44	3.48	4.18
<i>Gender Legal Rights Adjustment</i>	0.78	0.78	0.78	0.78	0.81	0.79	0.76
3. Sound Money	4.64	6.95	7.02	6.65	6.48	6.88	6.93
A. Money growth	7.03 (14.86)	9.62 (1.89)	9.07 (4.64)	8.55 (7.24)	8.08 (9.61)	9.22 (3.92)	9.01 (4.96)
B. Standard deviation of inflation	4.23 (14.43)	9.16 (2.1)	9.46 (1.36)	9.45 (1.38)	9.48 (1.3)	9.53 (1.18)	9.81 (0.47)
C. Inflation: most recent year	7.32 (13.39)	9.03 (4.87)	9.56 (2.21)	8.59 (7.04)	8.37 (8.13)	8.76 (6.19)	8.89 (5.54)
D. Freedom to own foreign currency bank accounts	0.00	0.00	0.00	0.00	0.00	0.00	0.00
4. Freedom to Trade Internationally	0.18	0.21	5.47	5.28	5.67	5.67	5.56
A. Tariffs	0.53	0.64	5.19	5.76	6.41	6.54	6.33
(i) Revenue from trade taxes (% of trade sector)	1.07 (13.4)	1.93 (12.1)	5.33 (7)	4.12 (8.82)	5.65 (6.52)	6.24 (5.64)	5.55 (6.68)
(ii) Mean tariff rate	0.00 (99.9)	0.00 (102.2)	5.68 (21.6)	6.64 (16.8)	7.06 (14.7)	7.22 (13.9)	7.20 (14)
(iii) Standard deviation of tariff rates		0.00 (50.4)	4.56 (13.6)	6.53 (8.66)	6.53 (8.67)	6.16 (9.59)	6.25 (9.38)
B. Regulatory trade barriers			5.87	4.54	5.72	3.04	2.82
(i) Non-tariff trade barriers			4.73	5.40	5.32	5.91	5.63
(ii) Compliance cost of importing and exporting			7.00	3.67	6.13	0.16	0.00
C. Black-market exchange rates	0.00	0.00	10.00	10.00	10.00	10.00	10.00
D. Controls of the movement of capital and people	0.00	0.00	0.83	0.81	0.55	3.10	3.10
(i) Financial openness	0.00	0.00	1.66	1.66	1.66	1.66	1.66
(ii) Capital controls	0.00	0.00	0.00	0.77	0.00	0.00	0.00
(iii) Freedom of foreigners to visit				0.00	0.00	7.63	7.63
5. Regulation	4.79	5.53	6.23	6.47	6.87	6.77	6.61
A. Credit Market regulations	3.44	5.76	6.68	8.23	8.26	7.88	7.88
(i) Ownership of banks	0.00	0.00	2.00	5.00	5.00	5.00	5.00
(ii) Private sector credit	4.31	7.28	8.05	9.70	9.79	8.63	8.65
(iii) Interest rate controls / negative real interest rates	6.00	10.00	10.00	10.00	10.00	10.00	10.00
B. Labor Market regulations			6.09	6.76	6.68	7.26	7.05
(i) Hiring regulations and minimum wage			4.60	6.70	5.57	10.00	10.00
(ii) Hiring and firing regulations			4.97	6.00	6.23	5.48	4.69
(iii) Centralized collective bargaining			6.63	7.52	6.94	6.72	6.28
(iv) Hours regulations			10.00	10.00	10.00	10.00	10.00
(v) Mandated cost of worker dismissal			0.36	0.36	1.37	1.37	1.37
(vi) Conscription	10.00	10.00	10.00	10.00	10.00	10.00	10.00
C. Business regulations			5.91	4.40	5.67	5.16	4.88
(i) Administrative requirements			7.55	2.40	3.40	3.60	3.88
(ii) Bureaucracy costs			5.73	2.40	5.15	3.78	2.89
(iii) Starting a business			7.74	7.85	9.07	9.23	9.28
(iv) Impartial public administration	2.68	3.12	3.00	3.00	2.41	2.70	1.68
(v) Licensing restrictions				5.22	7.36	6.53	6.45
(vi) Cost of tax compliance			5.52	5.52	6.61	5.12	5.12

Barbados

	1980	1990	2000	2005	2010	2015	2018
Summary Ratings (Rank)	Rating (Rank) 5.73 (38)	Rating (Rank) 6.06 (39)	Rating (Rank) 6.36 (79)	Rating (Rank) 6.27 (97)	Rating (Rank) 6.22 (114)	Rating (Rank) 6.36 (113)	Rating (Rank) 6.22 (122)
	Rating (Data)	Rating (Data)	Rating (Data)	Rating (Data)	Rating (Data)	Rating (Data)	Rating (Data)
1. Size of Government	5.80	6.09	6.84	6.35	5.82	5.91	5.49
A. Government consumption	6.09 (19.28)	4.69 (24.07)	7.24 (15.39)	6.32 (18.51)	1.22 (35.85)	1.14 (36.13)	3.17 (29.22)
B. Transfers and subsidies	10.00 (0.2)	10.00 (0.5)	10.00 (0)	8.43 (6.28)	6.23 (14.35)	5.95 (15.38)	5.95 (15.38)
C. Government investment			6.82 (26.14)	6.83 (26.09)	10.00 (11.8)	9.79 (15.72)	8.74 (19.41)
D. Top marginal tax rate	1.00	3.00	3.50	3.50	5.00	6.00	3.00
(i) Top marginal income tax rate	1.00 (60)	4.00 (50)	5.00 (40)	5.00 (40)	7.00 (35)	6.00 (38)	5.00 (40)
(ii) Top marginal income and payroll tax rate		2.00 (54)	2.00 (53)	2.00 (53)	3.00 (47)	6.00 (38)	1.00 (57)
E. State ownership of assets	6.10	6.66	6.66	6.66	6.66	6.66	6.61
2. Legal System and Property Rights	5.94	5.79	5.81	5.62	5.73	5.79	5.70
A. Judicial independence	7.11	6.34	6.35	7.37	7.37	6.83	6.45
B. Impartial courts	5.68	6.62	7.07	6.87	6.41	5.71	4.71
C. Protection of property rights	5.95	4.75	4.75	6.68	7.03	6.26	6.19
D. Military interference in rule of law and politics			5.00	5.00	5.00		
E. Integrity of the legal system	6.66	7.01	6.84	6.42	6.36	7.05	7.26
F. Legal enforcement of contracts				3.80	3.80	3.80	3.80
G. Regulatory restrictions on sale of real property				4.71	4.71	6.17	7.58
H. Reliability of police			7.22	7.22	8.34	7.50	6.40
<i>Gender Legal Rights Adjustment</i>	0.87	0.87	0.87	0.87	0.87	0.87	0.88
3. Sound Money	5.06	6.67	6.70	6.29	6.58	6.73	6.47
A. Money growth	7.17 (14.16)	9.12 (4.38)	7.89 (10.55)	7.66 (11.68)	9.22 (3.89)	7.85 (10.74)	7.72 (11.38)
B. Standard deviation of inflation	7.59 (6.03)	8.64 (3.39)	9.40 (1.5)	8.70 (3.26)	8.26 (4.36)	9.27 (1.82)	8.89 (2.78)
C. Inflation: most recent year	5.49 (22.56)	8.91 (5.45)	9.51 (2.44)	8.78 (6.08)	8.84 (5.82)	9.79 (-1.06)	9.27 (3.67)
D. Freedom to own foreign currency bank accounts	0.00	0.00	0.00	0.00	0.00	0.00	0.00
4. Freedom to Trade Internationally	5.39	4.96	5.61	6.18	6.37	6.62	6.80
A. Tariffs	7.53	6.06	6.20	5.63	5.80	7.12	7.17
(i) Revenue from trade taxes (% of trade sector)	7.53 (3.7)	7.60 (3.6)		7.90 (3.16)	8.35 (2.47)	7.86 (3.21)	8.01 (2.99)
(ii) Mean tariff rate			6.20 (19)	7.30 (13.5)	7.30 (13.5)	7.86 (10.7)	7.86 (10.7)
(iii) Standard deviation of tariff rates		4.52 (13.7)		1.68 (20.79)	1.74 (20.66)	5.63 (10.91)	5.63 (10.91)
B. Regulatory trade barriers				5.21	5.79	5.66	6.36
(i) Non-tariff trade barriers				5.21	5.79	6.04	6.56
(ii) Compliance cost of importing and exporting						5.29	6.16
C. Black-market exchange rates	7.80	8.00	9.80	10.00	10.00	10.00	10.00
D. Controls of the movement of capital and people	0.83	0.83	0.83	3.89	3.89	3.69	3.69
(i) Financial openness	1.66	1.66	1.66	1.66	1.66	1.66	1.66
(ii) Capital controls	0.00	0.00	0.00	0.00	0.00	0.00	0.00
(iii) Freedom of foreigners to visit				10.00	10.00	9.40	9.40
5. Regulation	6.47	6.78	6.82	6.91	6.62	6.73	6.65
A. Credit Market regulations	7.19	8.25	8.37	8.34	6.16	6.29	6.29
(i) Ownership of banks	8.00	8.00	8.00	8.00	8.00	8.00	8.00
(ii) Private sector credit	7.58	6.74	7.11	7.02	0.48	0.86	0.86
(iii) Interest rate controls / negative real interest rates	6.00	10.00	10.00	10.00	10.00	10.00	10.00
B. Labor Market regulations				7.21	6.93	7.14	6.99
(i) Hiring regulations and minimum wage						8.90	8.90
(ii) Hiring and firing regulations				5.03	4.85	3.90	2.99
(iii) Centralized collective bargaining				6.61	5.94	6.35	6.37
(iv) Hours regulations						8.00	8.00
(v) Mandated cost of worker dismissal						5.68	5.68
(vi) Conscriptation	10.00	10.00	10.00	10.00	10.00	10.00	10.00
C. Business regulations				5.16	6.77	6.77	6.69
(i) Administrative requirements				4.01	6.13	4.18	3.26
(ii) Bureaucracy costs				3.43	6.06	6.67	6.67
(iii) Starting a business						9.44	9.41
(iv) Impartial public administration	8.17	8.05	8.05	8.05	8.11	7.98	8.49
(v) Licensing restrictions						5.00	5.00
(vi) Cost of tax compliance						7.34	7.30

Belarus

	1980	1990	2000	2005	2010	2015	2018
	Rating (Rank)	Rating (Rank)	Rating (Rank)	Rating (Rank)	Rating (Rank)	Rating (Rank)	Rating (Rank)
Summary Ratings (Rank)							6.35 (114)
	Rating (Data)	Rating (Data)	Rating (Data)	Rating (Data)	Rating (Data)	Rating (Data)	Rating (Data)
1. Size of Government		5.00	6.33	6.18	6.30	6.14	5.96
A. Government consumption							5.16 (22.47)
B. Transfers and subsidies							5.50 (17.02)
C. Government investment		10.00 (9.82)	10.00 (10.07)	10.00 (14.93)	10.00 (10.93)	10.00 (12.22)	10.00 (12.22)
D. Top marginal tax rate							7.50
(i) Top marginal income tax rate							10.00 (13)
(ii) Top marginal income and payroll tax rate							5.00 (36)
E. State ownership of assets		0.00	2.66	2.35	2.59	2.28	1.64
2. Legal System and Property Rights	3.50	4.39	5.09	5.53	5.47	4.91	4.72
A. Judicial independence	3.75	4.54	4.14	4.58	4.55	2.76	2.77
B. Impartial courts	4.35	3.95	4.49	4.61	4.50	4.40	4.37
C. Protection of property rights	2.39	2.39	5.91	6.17	6.40	5.67	5.37
D. Military interference in rule of law and politics		8.33	8.33	6.11	5.00	5.00	5.00
E. Integrity of the legal system	5.69	6.18	5.37	5.35	5.38	4.97	5.05
F. Legal enforcement of contracts			6.95	6.53	7.24	6.97	6.97
G. Regulatory restrictions on sale of real property			4.33	9.94	9.94	9.94	9.91
H. Reliability of police			7.60	7.82	7.60		
<i>Gender Legal Rights Adjustment</i>	0.73	0.73	0.73	0.73	0.73	0.73	0.68
3. Sound Money							7.27
A. Money growth				3.82 (30.91)	8.31 (8.47)	6.82 (15.9)	6.90 (15.49)
B. Standard deviation of inflation						0.00 (29.97)	8.15 (4.63)
C. Inflation: most recent year						7.29 (13.53)	9.03 (4.87)
D. Freedom to own foreign currency bank accounts							5.00
4. Freedom to Trade Internationally							6.75
A. Tariffs							7.67
(i) Revenue from trade taxes (% of trade sector)							7.83 (3.25)
(ii) Mean tariff rate							8.64 (6.8)
(iii) Standard deviation of tariff rates							6.55 (8.64)
B. Regulatory trade barriers							7.93
(i) Non-tariff trade barriers							6.15
(ii) Compliance cost of importing and exporting							9.70
C. Black-market exchange rates							10.00
D. Controls of the movement of capital and people			0.00	1.66	1.66	0.00	1.40
(i) Financial openness			0.00	1.66	1.66	0.00	1.66
(ii) Capital controls							0.77
(iii) Freedom of foreigners to visit							1.77
5. Regulation							7.06
A. Credit Market regulations							7.00
(i) Ownership of banks						2.00	2.00
(ii) Private sector credit							10.00
(iii) Interest rate controls / negative real interest rates							9.00
B. Labor Market regulations							7.19
(i) Hiring regulations and minimum wage							10.00
(ii) Hiring and firing regulations							
(iii) Centralized collective bargaining							
(iv) Hours regulations							10.00
(v) Mandated cost of worker dismissal							7.76
(vi) Conscription							1.00
C. Business regulations							6.99
(i) Administrative requirements							
(ii) Bureaucracy costs							6.44
(iii) Starting a business							9.72
(iv) Impartial public administration		3.90	2.83	2.71	2.87	2.29	2.35
(v) Licensing restrictions							8.34
(vi) Cost of tax compliance							8.09

Belgium

	1980	1990	2000	2005	2010	2015	2018
Summary Ratings (Rank)	Rating (Rank) 7.36 (8)	Rating (Rank) 7.59 (13)	Rating (Rank) 7.84 (20)	Rating (Rank) 7.61 (31)	Rating (Rank) 7.63 (30)	Rating (Rank) 7.63 (39)	Rating (Rank) 7.56 (49)
	Rating (Data)	Rating (Data)	Rating (Data)	Rating (Data)	Rating (Data)	Rating (Data)	Rating (Data)
1. Size of Government	4.71	5.79	5.29	5.10	4.83	4.77	4.90
A. Government consumption	5.43 (21.55)	6.44 (18.1)	3.45 (28.26)	2.95 (29.96)	2.53 (31.39)	2.41 (31.82)	2.68 (30.9)
B. Transfers and subsidies	3.05 (26)	3.32 (25)	3.81 (23.21)	3.39 (24.77)	2.43 (28.29)	2.01 (29.82)	2.14 (29.34)
C. Government investment	7.74 (22.9)	10.00 (8.37)	10.00 (10.69)	10.00 (9.59)	10.00 (10.65)	10.00 (10.09)	10.00 (11.08)
D. Top marginal tax rate	0.00	1.00	1.00	1.00	1.00	1.00	1.00
(i) Top marginal income tax rate	0.00 (76)	2.00 (55-61)	2.00 (58-62.7)	2.00 (50-55)	2.00 (50-55)	2.00 (50-55)	2.00 (50-55)
(ii) Top marginal income and payroll tax rate		0.00 (70)	0.00 (70.8)	0.00 (67-71)	0.00 (68-71)	0.00 (67-70)	0.00 (67-70)
E. State ownership of assets	7.35	8.17	8.17	8.17	8.17	8.44	8.68
2. Legal System and Property Rights	7.54	6.91	7.01	6.92	6.94	7.19	7.12
A. Judicial independence	6.17	6.09	6.70	6.57	6.60	6.82	6.68
B. Impartial courts	5.28	6.54	7.13	6.47	6.17	6.44	6.33
C. Protection of property rights	6.95	6.92	7.26	7.27	6.81	6.99	7.28
D. Military interference in rule of law and politics	10.00	10.00	10.00	10.00	10.00	10.00	10.00
E. Integrity of the legal system	8.58	8.58	7.75	7.75	7.82	7.82	7.62
F. Legal enforcement of contracts	8.25	6.95	6.95	6.95	6.92	6.53	6.53
G. Regulatory restrictions on sale of real property		3.30	3.30	3.33	4.62	4.77	4.90
H. Reliability of police			7.03	7.03	7.70	8.13	7.60
<i>Gender Legal Rights Adjustment</i>	1.00	1.00	1.00	1.00	0.96	1.00	1.00
3. Sound Money	9.58	9.74	9.62	9.53	9.69	9.66	9.33
A. Money growth	9.78 (1.1)	9.97 (0.17)	9.10 (4.48)	8.79 (6.06)	9.35 (3.25)	9.00 (5.01)	7.89 (10.56)
B. Standard deviation of inflation	9.38 (1.56)	9.62 (0.95)	9.89 (0.28)	9.89 (0.28)	9.87 (0.34)	9.77 (0.57)	9.83 (0.42)
C. Inflation: most recent year	9.16 (4.18)	9.37 (3.14)	9.49 (2.54)	9.44 (2.78)	9.56 (2.19)	9.89 (0.56)	9.59 (2.05)
D. Freedom to own foreign currency bank accounts	10.00	10.00	10.00	10.00	10.00	10.00	10.00
4. Freedom to Trade Internationally	8.93	9.49	9.09	8.43	8.42	8.46	8.28
A. Tariffs	9.02	8.46	9.18	8.39	8.34	8.36	8.12
(i) Revenue from trade taxes (% of trade sector)	9.80 (0.3)	9.73 (0.4)	9.78 (0.33)	9.59 (0.62)	9.63 (0.55)	9.10 (1.35)	9.13 (1.3)
(ii) Mean tariff rate	8.24 (8.8)	8.52 (7.4)	9.52 (2.4)	9.46 (2.7)	8.98 (5.1)	8.98 (5.1)	8.96 (5.2)
(iii) Standard deviation of tariff rates		7.12 (7.2)	8.24 (4.4)	6.13 (9.67)	6.41 (8.98)	7.00 (7.5)	6.26 (9.36)
B. Regulatory trade barriers			8.86	8.07	8.34	8.29	7.81
(i) Non-tariff trade barriers			8.22	7.21	7.69	6.62	5.64
(ii) Compliance cost of importing and exporting			9.50	8.93	8.99	9.96	9.98
C. Black-market exchange rates	10.00	10.00	10.00	10.00	10.00	10.00	10.00
D. Controls of the movement of capital and people	7.76	10.00	8.33	7.26	7.01	7.20	7.20
(i) Financial openness	5.51	10.00	8.20	10.00	10.00	10.00	10.00
(ii) Capital controls	10.00	10.00	8.46	5.38	4.62	3.85	3.85
(iii) Freedom of foreigners to visit				6.40	6.42	7.74	7.74
5. Regulation	6.05	6.02	8.21	8.07	8.27	8.05	8.19
A. Credit Market regulations	8.60	8.40	10.00	9.67	9.60	8.94	9.21
(i) Ownership of banks	10.00	10.00	10.00	10.00	10.00	8.00	8.00
(ii) Private sector credit	5.80	5.21	10.00	9.00	8.81	8.82	9.64
(iii) Interest rate controls / negative real interest rates	10.00	10.00	10.00	10.00	10.00	10.00	10.00
B. Labor Market regulations	3.49	3.63	5.60	6.64	7.38	7.24	7.42
(i) Hiring regulations and minimum wage			5.12	8.90	8.90	8.90	8.90
(ii) Hiring and firing regulations		3.77	3.10	2.59	3.17	3.74	3.75
(iii) Centralized collective bargaining	4.49	4.49	4.17	3.84	4.23	4.79	5.85
(iv) Hours regulations	2.99	3.25	2.67	6.00	8.00	6.00	6.00
(v) Mandated cost of worker dismissal			8.52	8.52	10.00	10.00	10.00
(vi) Conscription	3.00	3.00	10.00	10.00	10.00	10.00	10.00
C. Business regulations			9.02	7.89	7.82	7.97	7.94
(i) Administrative requirements			8.20	3.04	2.49	3.73	3.50
(ii) Bureaucracy costs			8.88	7.94	8.33	8.67	8.44
(iii) Starting a business			8.72	9.00	9.76	9.76	9.78
(iv) Impartial public administration	10.00	10.00	10.00	10.00	10.00	10.00	10.00
(v) Licensing restrictions				8.04	8.07	7.46	7.46
(vi) Cost of tax compliance			9.33	9.33	8.25	8.20	8.48

Belize

	1980	1990	2000	2005	2010	2015	2018
	Rating (Rank)	Rating (Rank)	Rating (Rank)	Rating (Rank)	Rating (Rank)	Rating (Rank)	Rating (Rank)
Summary Ratings (Rank)	5.97 (30)	5.94 (46)	5.83 (96)	7.27 (48)	6.46 (101)	6.74 (92)	6.60 (101)
	Rating (Data)	Rating (Data)	Rating (Data)	Rating (Data)	Rating (Data)	Rating (Data)	Rating (Data)
1. Size of Government	6.72	5.78	5.49	8.32	6.10	7.60	7.29
A. Government consumption	6.10 (19.25)	5.62 (20.9)	6.35 (18.42)	6.82 (16.81)	6.21 (18.9)	6.48 (17.98)	5.78 (20.35)
B. Transfers and subsidies	9.43 (2.6)	9.81 (1.2)	9.69 (1.64)	9.67 (1.73)	8.75 (5.1)	8.43 (6.26)	8.43 (6.26)
C. Government investment	4.61 (33.85)	3.70 (37.06)	0.42 (48.52)	8.47 (20.37)	3.35 (38.29)	6.50 (27.23)	5.97 (29.11)
D. Top marginal tax rate		4.00				9.00	9.00
(i) Top marginal income tax rate		4.00 (45)				9.00 (25)	9.00 (25)
(ii) Top marginal income and payroll tax rate							
E. State ownership of assets							
2. Legal System and Property Rights		5.31	4.92	4.62	4.64	4.96	4.75
A. Judicial independence	6.30	5.77	4.40	4.98	5.31	6.79	6.79
B. Impartial courts		5.79	4.58	4.26	4.25	4.29	4.00
C. Protection of property rights			5.44	5.12	5.26	7.39	7.39
D. Military interference in rule of law and politics							
E. Integrity of the legal system			6.57	6.95	6.59		
F. Legal enforcement of contracts			3.33	3.33	3.33	3.33	3.33
G. Regulatory restrictions on sale of real property			7.32	7.32	7.32	7.29	7.29
H. Reliability of police			5.85	3.24	3.24	3.33	3.33
<i>Gender Legal Rights Adjustment</i>	0.84	0.84	0.84	0.84	0.84	0.84	0.78
3. Sound Money	6.18	7.01	6.65	8.27	7.23	6.90	7.07
A. Money growth	8.50 (7.48)	9.29 (3.53)	8.46 (7.7)	9.74 (-1.28)	9.80 (1.01)	8.22 (8.88)	8.93 (-5.37)
B. Standard deviation of inflation	8.50 (3.76)	8.81 (2.98)	8.28 (4.3)	9.07 (2.31)	9.30 (1.74)	9.54 (1.16)	9.43 (1.43)
C. Inflation: most recent year	7.72 (11.4)	9.95 (0.26)	9.88 (0.61)	9.27 (3.64)	9.82 (0.89)	9.82 (-0.89)	9.94 (0.3)
D. Freedom to own foreign currency bank accounts	0.00	0.00	0.00	5.00	0.00	0.00	0.00
4. Freedom to Trade Internationally	4.13	4.13	5.34	6.35	6.07	6.47	6.06
A. Tariffs	4.20	2.80	5.61	6.32	6.48	6.35	6.41
(i) Revenue from trade taxes (% of trade sector)	4.20 (8.7)	2.80 (10.8)	5.61 (6.59)	5.97 (6.04)	6.67 (5)	6.15 (5.77)	7.47 (3.79)
(ii) Mean tariff rate				7.84 (10.8)	7.80 (11)	7.82 (10.9)	7.62 (11.9)
(iii) Standard deviation of tariff rates				5.16 (12.1)	4.98 (12.54)	5.07 (12.32)	4.15 (14.64)
B. Regulatory trade barriers				7.09	5.49	6.87	5.18
(i) Non-tariff trade barriers					3.90	7.92	4.27
(ii) Compliance cost of importing and exporting				7.09	7.09	5.82	6.09
C. Black-market exchange rates	3.20	5.00	9.20	10.00	10.00	10.00	10.00
D. Controls of the movement of capital and people	5.00	4.58	1.21	1.99	2.29	2.65	2.65
(i) Financial openness		4.16	1.66	0.00	1.66	1.66	1.66
(ii) Capital controls	5.00	5.00	0.77	0.77	0.00	0.00	0.00
(iii) Freedom of foreigners to visit				5.20	5.20	6.31	6.31
5. Regulation	6.87	7.48	6.74	8.77	8.25	7.76	7.83
A. Credit Market regulations	8.11	9.94	8.83	8.43	9.62	9.51	9.27
(i) Ownership of banks		10.00	10.00	10.00	10.00	10.00	10.00
(ii) Private sector credit	8.22	9.82	5.04	5.29	8.85	8.53	7.82
(iii) Interest rate controls / negative real interest rates	8.00	10.00	9.00	10.00	10.00	10.00	10.00
B. Labor Market regulations				9.17	8.20	7.02	7.55
(i) Hiring regulations and minimum wage				8.90	7.77	7.77	7.77
(ii) Hiring and firing regulations					6.03	3.29	4.97
(iii) Centralized collective bargaining					7.12	6.51	7.99
(iv) Hours regulations				10.00	10.00	8.00	8.00
(v) Mandated cost of worker dismissal				7.78	8.27	6.55	6.55
(vi) Conscriptation	10.00	10.00	10.00	10.00	10.00	10.00	10.00
C. Business regulations				8.70	6.94	6.74	6.69
(i) Administrative requirements					3.16	3.04	3.72
(ii) Bureaucracy costs					5.76	4.89	4.67
(iii) Starting a business				7.96	8.05	8.26	8.10
(iv) Impartial public administration							
(v) Licensing restrictions				9.81	9.38	9.14	8.60
(vi) Cost of tax compliance			8.35	8.35	8.35	8.35	8.35

Benin

	1980	1990	2000	2005	2010	2015	2018
	Rating (Rank)	Rating (Rank)	Rating (Rank)	Rating (Rank)	Rating (Rank)	Rating (Rank)	Rating (Rank)
Summary Ratings (Rank)	4.54 (81)	5.17 (77)	5.84 (95)	5.99 (110)	6.11 (121)	5.75 (137)	6.20 (125)
	Rating (Data)	Rating (Data)	Rating (Data)	Rating (Data)	Rating (Data)	Rating (Data)	Rating (Data)
1. Size of Government	4.46	6.95	7.70	7.25	7.45	6.45	6.62
A. Government consumption	9.35 (8.22)	8.34 (11.66)	7.45 (14.68)	6.99 (16.23)	6.27 (18.67)	5.92 (19.88)	7.29 (15.23)
B. Transfers and subsidies				10.00 (0.2)	9.64 (1.83)	9.77 (1.34)	9.77 (1.34)
C. Government investment	0.00 (69.48)	5.10 (32.14)	7.41 (24.08)	3.77 (36.79)	6.39 (27.65)	5.96 (29.15)	5.47 (30.84)
D. Top marginal tax rate					7.00	3.50	3.50
(i) Top marginal income tax rate					7.00 (35)	4.00 (45)	4.00 (45)
(ii) Top marginal income and payroll tax rate						3.00 (46)	3.00 (46)
E. State ownership of assets	4.04	7.43	8.25	8.25	7.95	7.12	7.09
2. Legal System and Property Rights	2.26	2.32	2.18	3.98	4.10	3.66	4.68
A. Judicial independence	2.66	3.80	3.92	4.58	4.15	4.66	4.98
B. Impartial courts	3.50	4.26	3.80	4.12	4.00	4.23	4.51
C. Protection of property rights	5.52	6.31	4.69	4.87	5.25	5.12	5.28
D. Military interference in rule of law and politics							
E. Integrity of the legal system	4.64	5.86	6.34	6.64	6.44	6.77	6.59
F. Legal enforcement of contracts		1.07	1.07	1.07	1.07	1.07	2.05
G. Regulatory restrictions on sale of real property		3.75	3.75	2.73	3.85	3.95	6.61
H. Reliability of police			3.87	3.87	6.04	5.13	6.67
<i>Gender Legal Rights Adjustment</i>	0.11	0.11	0.11	1.00	0.86	0.66	0.79
3. Sound Money	6.23	6.57	6.62	6.56	6.80	6.93	7.06
A. Money growth	8.22 (8.91)	9.18 (4.08)	8.05 (9.76)	8.42 (-7.91)	8.73 (6.35)	8.96 (5.2)	8.67 (-6.63)
B. Standard deviation of inflation	8.74 (3.15)	8.34 (4.16)	9.26 (1.86)	8.89 (2.79)	8.95 (2.64)	8.84 (2.89)	9.77 (0.57)
C. Inflation: most recent year	7.96 (10.19)	8.78 (6.11)	9.17 (4.17)	8.93 (5.36)	9.54 (2.31)	9.94 (0.32)	9.80 (1.02)
D. Freedom to own foreign currency bank accounts	0.00	0.00	0.00	0.00	0.00	0.00	0.00
4. Freedom to Trade Internationally	4.87		6.14	5.56	5.74	5.65	5.84
A. Tariffs	2.93		7.60	6.37	6.80	6.81	6.81
(i) Revenue from trade taxes (% of trade sector)	2.93 (10.6)			4.72 (7.92)	5.48 (6.78)	5.84 (6.24)	5.84 (6.24)
(ii) Mean tariff rate			7.60 (12)	7.12 (14.4)	7.62 (11.9)	7.56 (12.2)	7.56 (12.2)
(iii) Standard deviation of tariff rates				7.26 (6.84)	7.29 (6.78)	7.02 (7.44)	7.02 (7.44)
B. Regulatory trade barriers				5.31	5.35	4.41	5.15
(i) Non-tariff trade barriers				5.67	5.05	3.67	5.13
(ii) Compliance cost of importing and exporting				4.94	5.65	5.16	5.16
C. Black-market exchange rates	9.60	9.20	10.00	10.00	10.00	10.00	10.00
D. Controls of the movement of capital and people	2.08	2.08	0.83	0.55	0.81	1.40	1.40
(i) Financial openness	4.16	4.16	1.66	1.66	1.66	1.66	1.66
(ii) Capital controls	0.00	0.00	0.00	0.00	0.77	0.77	0.77
(iii) Freedom of foreigners to visit				0.00	0.00	1.77	1.77
5. Regulation	4.89	4.82	6.55	6.61	6.45	6.03	6.80
A. Credit Market regulations	5.31	6.25	9.42	9.19	8.33	6.09	6.82
(i) Ownership of banks	0.00	2.00	10.00	10.00	10.00	8.00	10.00
(ii) Private sector credit	9.94	8.76	8.84	9.57	10.00	5.28	5.46
(iii) Interest rate controls / negative real interest rates	6.00	8.00		8.00	5.00	5.00	5.00
B. Labor Market regulations			4.67	5.38	5.95	5.73	6.34
(i) Hiring regulations and minimum wage			5.00	6.10	6.10	6.10	7.77
(ii) Hiring and firing regulations				5.70	5.61	4.34	6.13
(iii) Centralized collective bargaining				6.83	7.42	7.38	7.60
(iv) Hours regulations			6.00	6.00	8.00	8.00	8.00
(v) Mandated cost of worker dismissal			6.66	6.66	7.57	7.57	7.57
(vi) Conscription		1.00	1.00	1.00	1.00	1.00	1.00
C. Business regulations			5.56	5.27	5.08	6.26	7.22
(i) Administrative requirements				2.40	4.12	3.91	4.54
(ii) Bureaucracy costs				6.51	2.73	2.22	4.22
(iii) Starting a business			6.11	5.57	6.58	9.67	9.68
(iv) Impartial public administration	3.24	3.60	3.60	5.30	5.30	5.30	8.46
(v) Licensing restrictions				4.89	4.76	9.48	9.48
(vi) Cost of tax compliance			6.97	6.97	6.97	6.97	6.97

Bhutan

	1980	1990	2000	2005	2010	2015	2018
	Rating (Rank)	Rating (Rank)	Rating (Rank)	Rating (Rank)	Rating (Rank)	Rating (Rank)	Rating (Rank)
Summary Ratings (Rank)						6.88 (84)	6.63 (98)
	Rating (Data)	Rating (Data)	Rating (Data)	Rating (Data)	Rating (Data)	Rating (Data)	Rating (Data)
1. Size of Government		2.06	4.64	5.81	4.83	7.30	6.66
A. Government consumption					2.94 (30)	4.75 (23.86)	3.19 (29.15)
B. Transfers and subsidies						9.87 (0.99)	9.87 (0.99)
C. Government investment		0.00 (60.15)	5.19 (31.85)	7.54 (23.62)	7.60 (23.38)	9.45 (16.93)	7.24 (24.67)
D. Top marginal tax rate						8.50	8.50
(i) Top marginal income tax rate						9.00 (25)	9.00 (25)
(ii) Top marginal income and payroll tax rate						8.00 (26)	8.00 (26)
E. State ownership of assets	4.11	4.11	4.09	4.09	3.95	3.95	4.52
2. Legal System and Property Rights	4.90	5.07	4.21	5.55	5.59	6.16	5.66
A. Judicial independence	4.72	4.53	3.69	5.29	5.48	5.62	5.53
B. Impartial courts	4.81	5.30	4.38	5.17	4.98	5.66	6.02
C. Protection of property rights	5.63	6.03	4.21	5.33	5.36	5.54	6.05
D. Military interference in rule of law and politics			5.00	5.00	5.00		
E. Integrity of the legal system	5.22	5.22	5.17	4.87	5.13	6.15	6.76
F. Legal enforcement of contracts			3.99	7.37	7.37	7.37	7.37
G. Regulatory restrictions on sale of real property			6.68	6.62	6.62	6.90	6.90
H. Reliability of police			1.88	6.56	6.56	7.58	2.46
<i>Gender Legal Rights Adjustment</i>	0.92	0.92	0.92	0.92	0.92	0.92	0.93
3. Sound Money						7.03	7.07
A. Money growth			8.27 (8.67)	8.28 (8.61)	7.91 (10.43)	9.91 (-0.45)	9.68 (-1.61)
B. Standard deviation of inflation						9.11 (2.23)	9.14 (2.15)
C. Inflation: most recent year						9.10 (4.52)	9.46 (2.72)
D. Freedom to own foreign currency bank accounts						0.00	0.00
4. Freedom to Trade Internationally						6.10	6.09
A. Tariffs						6.50	6.49
(i) Revenue from trade taxes (% of trade sector)						9.76 (0.36)	9.71 (0.43)
(ii) Mean tariff rate						5.54 (22.3)	5.54 (22.3)
(iii) Standard deviation of tariff rates						4.20 (14.5)	4.20 (14.5)
B. Regulatory trade barriers						7.25	7.21
(i) Non-tariff trade barriers						4.99	4.92
(ii) Compliance cost of importing and exporting						9.50	9.50
C. Black-market exchange rates						10.00	10.00
D. Controls of the movement of capital and people		1.66	1.66	1.66	1.66	0.66	0.66
(i) Financial openness		1.66	1.66	1.66	1.66	1.66	1.66
(ii) Capital controls						0.00	0.00
(iii) Freedom of foreigners to visit						0.33	0.33
5. Regulation					6.38	7.82	7.68
A. Credit Market regulations						7.64	7.77
(i) Ownership of banks						5.00	5.00
(ii) Private sector credit					10.00	8.91	9.30
(iii) Interest rate controls / negative real interest rates						9.00	9.00
B. Labor Market regulations						8.69	7.94
(i) Hiring regulations and minimum wage						10.00	10.00
(ii) Hiring and firing regulations						5.07	2.01
(iii) Centralized collective bargaining						7.06	5.63
(iv) Hours regulations						10.00	10.00
(v) Mandated cost of worker dismissal						10.00	10.00
(vi) Conscription						10.00	10.00
C. Business regulations						7.14	7.33
(i) Administrative requirements						4.47	2.54
(ii) Bureaucracy costs					4.09	2.44	4.44
(iii) Starting a business						9.48	9.58
(iv) Impartial public administration	6.84	6.29	9.56	9.56	9.23	8.97	9.52
(v) Licensing restrictions						8.45	8.47
(vi) Cost of tax compliance						9.05	9.42

Bolivia

	1980	1990	2000	2005	2010	2015	2018
Summary Ratings (Rank)	Rating (Rank) 4.51 (83)	Rating (Rank) 5.82 (48)	Rating (Rank) 7.00 (52)	Rating (Rank) 6.52 (83)	Rating (Rank) 6.37 (107)	Rating (Rank) 6.10 (124)	Rating (Rank) 6.30 (116)
	Rating (Data)	Rating (Data)	Rating (Data)	Rating (Data)	Rating (Data)	Rating (Data)	Rating (Data)
1. Size of Government	5.89	6.72	7.94	6.44	6.07	5.89	5.97
A. Government consumption	6.75 (17.05)	7.86 (13.27)	7.12 (15.8)	6.03 (19.51)	6.42 (18.17)	5.84 (20.15)	5.67 (20.73)
B. Transfers and subsidies	9.70 (1.6)	9.37 (2.8)	8.76 (5.04)	8.54 (5.86)	8.84 (4.77)	8.84 (4.77)	8.84 (4.77)
C. Government investment	5.76 (29.83)	0.00 (60.58)	6.19 (28.32)	0.00 (52.85)	0.00 (57.02)	0.00 (63.24)	0.00 (65.89)
D. Top marginal tax rate	3.00	10.00	10.00	10.00	10.00	10.00	10.00
(i) Top marginal income tax rate	3.00 (48)	10.00 (10)	10.00 (13)	10.00 (13)	10.00 (13)	10.00 (13)	10.00 (13)
(ii) Top marginal income and payroll tax rate		10.00 (16)		10.00 (13)	10.00 (13)	10.00 (13)	10.00 (13)
E. State ownership of assets	4.25	6.39	7.62	7.62	5.07	4.78	5.34
2. Legal System and Property Rights	2.79	3.78	4.04	4.02	4.04	3.87	3.89
A. Judicial independence	1.92	3.53	3.64	3.44	3.51	2.94	2.60
B. Impartial courts	2.91	3.71	3.83	3.32	3.41	2.81	2.77
C. Protection of property rights	4.33	3.37	3.63	4.17	3.94	4.14	4.04
D. Military interference in rule of law and politics	3.33	3.33	5.00	5.00	5.00	5.00	5.00
E. Integrity of the legal system	2.25	3.52	5.34	5.32	4.88	4.98	4.71
F. Legal enforcement of contracts		3.99	3.99	3.99	3.99	3.99	4.49
G. Regulatory restrictions on sale of real property		6.58	6.58	6.62	6.68	6.75	6.75
H. Reliability of police			2.17	2.17	2.85	2.46	2.72
<i>Gender Legal Rights Adjustment</i>	0.89	0.89	0.89	0.89	0.89	0.87	0.88
3. Sound Money	5.38	5.59	9.32	8.90	8.70	8.73	9.36
A. Money growth	7.19 (14.07)	5.62 (21.92)	9.54 (2.28)	7.69 (11.54)	7.58 (12.1)	8.50 (7.49)	9.55 (-2.23)
B. Standard deviation of inflation	3.81 (15.47)	0.00 (85.9)	8.66 (3.36)	9.00 (2.5)	7.72 (5.71)	7.22 (6.95)	8.33 (4.18)
C. Inflation: most recent year	0.54 (47.3)	6.75 (16.26)	9.08 (4.6)	8.92 (5.4)	9.50 (2.5)	9.19 (4.06)	9.55 (2.27)
D. Freedom to own foreign currency bank accounts	10.00	10.00	10.00	10.00	10.00	10.00	10.00
4. Freedom to Trade Internationally	5.00	6.91	7.94	7.50	7.09	6.88	7.02
A. Tariffs	4.80	7.56	8.62	8.84	7.92	7.77	7.70
(i) Revenue from trade taxes (% of trade sector)	4.80 (7.8)	8.47 (2.3)	8.41 (2.38)	9.16 (1.26)	9.24 (1.14)	9.24 (1.14)	9.24 (1.14)
(ii) Mean tariff rate		6.66 (16.7)	8.10 (9.5)	8.56 (7.2)	7.76 (11.2)	7.68 (11.6)	7.64 (11.8)
(iii) Standard deviation of tariff rates			9.36 (1.6)	8.80 (2.99)	6.77 (8.06)	6.38 (9.05)	6.22 (9.44)
B. Regulatory trade barriers			5.91	4.90	5.76	3.41	4.00
(i) Non-tariff trade barriers			4.82	3.90	4.38	4.92	4.95
(ii) Compliance cost of importing and exporting			7.00	5.90	7.14	1.89	3.05
C. Black-market exchange rates	5.60	9.40	10.00	10.00	10.00	10.00	10.00
D. Controls of the movement of capital and people	4.59	3.76	7.21	6.24	4.67	6.37	6.37
(i) Financial openness	7.17	5.51	7.49	7.49	5.09	4.49	4.49
(ii) Capital controls	2.00	2.00	6.92	6.92	4.62	4.62	4.62
(iii) Freedom of foreigners to visit				4.30	4.31	10.00	10.00
5. Regulation	3.48	6.11	5.76	5.76	5.97	5.12	5.25
A. Credit Market regulations	2.49	9.33	9.21	8.38	9.00	7.63	7.63
(i) Ownership of banks		10.00	10.00	8.00	8.00	8.00	8.00
(ii) Private sector credit	4.97	10.00	9.63	8.14	10.00	4.89	4.89
(iii) Interest rate controls / negative real interest rates	0.00	8.00	8.00	9.00	9.00	10.00	10.00
B. Labor Market regulations			3.94	4.57	4.54	3.95	3.83
(i) Hiring regulations and minimum wage			3.09	2.20	2.23	1.10	1.10
(ii) Hiring and firing regulations			4.90	5.45	4.12	2.01	2.05
(iii) Centralized collective bargaining			7.13	7.50	5.37	5.63	5.01
(iv) Hours regulations			5.51	4.70	8.00	8.00	8.00
(v) Mandated cost of worker dismissal			0.00				
(vi) Conscription	3.00	3.00	3.00	3.00	3.00	3.00	3.00
C. Business regulations			4.14	4.34	4.36	3.78	4.29
(i) Administrative requirements			5.50	2.55	3.65	2.54	1.85
(ii) Bureaucracy costs			3.85	4.00	3.18	1.33	2.22
(iii) Starting a business			6.15	6.81	7.44	7.99	8.34
(iv) Impartial public administration	0.00	5.18	5.18	5.18	5.18	5.18	6.21
(v) Licensing restrictions				7.51	6.72	5.67	7.08
(vi) Cost of tax compliance			0.00	0.00	0.00	0.00	0.00

Bosnia & Herzegovina

	1980	1990	2000	2005	2010	2015	2018
	Rating (Rank)	Rating (Rank)	Rating (Rank)	Rating (Rank)	Rating (Rank)	Rating (Rank)	Rating (Rank)
Summary Ratings (Rank)				6.49 (85)	6.74 (86)	6.91 (81)	6.90 (82)
	Rating (Data)	Rating (Data)	Rating (Data)	Rating (Data)	Rating (Data)	Rating (Data)	Rating (Data)
1. Size of Government			2.58	5.91	5.06	6.44	6.45
A. Government consumption				5.76 (20.42)	5.64 (20.82)	5.49 (21.34)	5.71 (20.59)
B. Transfers and subsidies				5.65 (16.46)	6.00 (15.19)	5.35 (17.56)	5.65 (16.45)
C. Government investment			0.00 (52.99)	5.08 (32.21)	0.00 (50.27)	7.84 (22.57)	7.71 (23.01)
D. Top marginal tax rate				6.50	6.50	6.50	6.50
(i) Top marginal income tax rate				10.00 (15)	10.00 (10)	10.00 (10)	10.00 (10)
(ii) Top marginal income and payroll tax rate				3.00 (50)	3.00 (47)	3.00 (47)	3.00 (47)
E. State ownership of assets			5.16	6.56	7.16	7.03	6.67
2. Legal System and Property Rights		3.71	4.61	4.48	5.33	4.68	4.57
A. Judicial independence	2.96	2.83	3.63	3.98	3.99	3.82	3.41
B. Impartial courts		4.23	3.91	4.07	4.11	4.09	3.50
C. Protection of property rights		3.78	4.45	4.37	4.47	4.69	4.91
D. Military interference in rule of law and politics			10.00	8.33	8.30		
E. Integrity of the legal system		4.30	5.78	5.93	5.98	5.83	5.41
F. Legal enforcement of contracts			3.65	3.65	3.53	3.79	3.79
G. Regulatory restrictions on sale of real property			3.36	3.36	7.63	7.84	7.66
H. Reliability of police			2.83	2.83	5.40	4.92	4.50
<i>Gender Legal Rights Adjustment</i>	0.96	0.96	0.96	0.96	0.96	0.87	0.93
3. Sound Money				8.42	8.27	8.46	8.30
A. Money growth				9.80 (1)	9.88 (0.58)	9.34 (3.29)	8.75 (6.27)
B. Standard deviation of inflation				9.32 (1.7)	8.62 (3.46)	9.68 (0.8)	9.74 (0.65)
C. Inflation: most recent year				9.57 (2.13)	9.56 (2.19)	9.83 (-0.85)	9.72 (1.42)
D. Freedom to own foreign currency bank accounts				5.00	5.00	5.00	5.00
4. Freedom to Trade Internationally				6.85	7.73	7.61	7.69
A. Tariffs				5.93	8.44	8.57	8.48
(i) Revenue from trade taxes (% of trade sector)				3.89 (9.16)	10.00 (0)	10.00 (0)	9.99 (0.02)
(ii) Mean tariff rate				8.56 (7.2)	8.70 (6.5)	8.74 (6.3)	8.74 (6.3)
(iii) Standard deviation of tariff rates				5.33 (11.66)	6.62 (8.45)	6.98 (7.56)	6.70 (8.25)
B. Regulatory trade barriers				6.22	6.78	7.26	7.89
(i) Non-tariff trade barriers				5.67	5.66	4.93	6.19
(ii) Compliance cost of importing and exporting				6.76	7.91	9.60	9.59
C. Black-market exchange rates				10.00	10.00	10.00	10.00
D. Controls of the movement of capital and people			6.57	5.24	5.70	4.62	4.42
(i) Financial openness			6.57	6.57	7.17	2.26	1.66
(ii) Capital controls				3.85	4.62	3.08	3.08
(iii) Freedom of foreigners to visit				5.30	5.31	8.52	8.52
5. Regulation				6.78	7.32	7.38	7.48
A. Credit Market regulations				9.33	9.26	9.54	10.00
(i) Ownership of banks				8.00	10.00	10.00	10.00
(ii) Private sector credit				10.00	7.78	8.63	10.00
(iii) Interest rate controls / negative real interest rates				10.00	10.00	10.00	10.00
B. Labor Market regulations				6.09	7.29	7.13	7.21
(i) Hiring regulations and minimum wage				3.30	3.33	4.43	5.57
(ii) Hiring and firing regulations				4.57	5.87	3.76	3.11
(iii) Centralized collective bargaining				7.87	7.03	7.08	7.08
(iv) Hours regulations				8.70	10.00	10.00	10.00
(v) Mandated cost of worker dismissal				7.13	7.51	7.51	7.51
(vi) Conscription				5.00	10.00	10.00	10.00
C. Business regulations				4.91	5.40	5.46	5.24
(i) Administrative requirements				1.99	2.97	2.63	1.84
(ii) Bureaucracy costs				6.16	5.30	4.67	5.11
(iii) Starting a business				7.72	8.44	7.73	7.26
(iv) Impartial public administration			4.46	5.28	4.47	4.37	3.89
(v) Licensing restrictions				2.41	5.95	7.97	7.95
(vi) Cost of tax compliance				5.87	5.27	5.39	5.39

Botswana

	1980	1990	2000	2005	2010	2015	2018
Summary Ratings (Rank)	Rating (Rank) 5.91 (33)	Rating (Rank) 6.05 (41)	Rating (Rank) 7.38 (34)	Rating (Rank) 7.14 (58)	Rating (Rank) 7.03 (70)	Rating (Rank) 7.47 (48)	Rating (Rank) 7.60 (43)
	Rating (Data)	Rating (Data)	Rating (Data)	Rating (Data)	Rating (Data)	Rating (Data)	Rating (Data)
1. Size of Government	5.64	5.08	4.89	5.45	5.31	5.96	6.66
A. Government consumption	3.68 (27.5)	1.63 (34.45)	0.00 (49.02)	0.00 (43.91)	2.03 (33.1)	3.43 (28.34)	3.73 (27.33)
B. Transfers and subsidies	8.80 (4.9)	8.34 (6.6)	8.04 (7.7)	7.16 (10.91)	7.16 (10.91)	7.16 (10.91)	8.89 (4.59)
C. Government investment	10.00 (0)	6.71 (26.53)	2.22 (42.22)	5.88 (29.42)	3.16 (38.94)	6.84 (26.05)	7.50 (23.74)
D. Top marginal tax rate	0.00	3.00	9.00	9.00	9.00	9.00	9.00
(i) Top marginal income tax rate	0.00 (75)	3.00 (50)	9.00 (25)	9.00 (25)	9.00 (25)	9.00 (25)	9.00 (25)
(ii) Top marginal income and payroll tax rate		3.00 (50)	9.00 (25)	9.00 (25)	9.00 (25)	9.00 (25)	9.00 (25)
E. State ownership of assets	5.73	5.73	5.18	5.18	5.18	3.37	4.16
2. Legal System and Property Rights	6.52	6.45	6.52	6.60	6.55	6.26	6.07
A. Judicial independence	6.10	6.20	6.70	6.54	6.57	5.94	5.91
B. Impartial courts	4.98	5.89	6.21	6.14	6.09	5.87	5.56
C. Protection of property rights	5.75	5.75	5.50	6.10	6.25	6.33	6.32
D. Military interference in rule of law and politics	8.33	8.47	10.00	10.00	10.00	8.33	8.30
E. Integrity of the legal system	7.43	7.48	6.80	6.80	6.48	6.42	6.47
F. Legal enforcement of contracts		3.30	3.65	3.77	3.52	3.34	3.07
G. Regulatory restrictions on sale of real property		8.05	8.05	8.18	8.05	8.10	7.81
H. Reliability of police			5.22	5.22	6.45	6.40	6.30
<i>Gender Legal Rights Adjustment</i>	1.00	1.00	1.00	1.00	0.96	0.97	0.95
3. Sound Money	5.49	5.84	9.09	8.80	8.27	9.08	9.35
A. Money growth	9.32 (3.41)	8.00 (9.98)	9.86 (0.72)	8.55 (-7.27)	8.37 (8.14)	8.06 (9.68)	9.81 (0.96)
B. Standard deviation of inflation	6.44 (8.9)	6.55 (8.62)	8.24 (4.4)	8.40 (4.01)	6.08 (9.8)	8.89 (2.78)	8.24 (4.4)
C. Inflation: most recent year	6.18 (19.08)	8.79 (6.03)	8.28 (8.6)	8.28 (8.61)	8.61 (6.95)	9.39 (3.06)	9.35 (3.24)
D. Freedom to own foreign currency bank accounts	0.00	0.00	10.00	10.00	10.00	10.00	10.00
4. Freedom to Trade Internationally	5.37	6.55	7.97	7.27	7.28	7.95	7.89
A. Tariffs	4.79	6.29	6.84	6.27	5.98	5.73	5.75
(i) Revenue from trade taxes (% of trade sector)	1.47 (12.8)	5.60 (6.6)	5.96 (6.06)	5.96 (6.06)	4.40 (8.4)	3.17 (10.25)	3.27 (10.1)
(ii) Mean tariff rate	8.12 (9.4)	7.80 (11)	8.56 (7.2)	8.02 (9.9)	8.46 (7.7)	8.48 (7.6)	8.46 (7.7)
(iii) Standard deviation of tariff rates		5.48 (11.3)	6.00 (10)	4.82 (12.96)	5.07 (12.32)	5.53 (11.17)	5.53 (11.17)
B. Regulatory trade barriers			8.00	5.52	5.81	7.61	7.36
(i) Non-tariff trade barriers				6.33	6.36	6.03	5.32
(ii) Compliance cost of importing and exporting			8.00	4.71	5.26	9.20	9.40
C. Black-market exchange rates	8.00	8.60	10.00	10.00	10.00	10.00	10.00
D. Controls of the movement of capital and people	3.33	4.74	7.03	7.29	7.34	8.46	8.46
(i) Financial openness	1.66	4.49	7.14	8.34	10.00	10.00	10.00
(ii) Capital controls	5.00	5.00	6.92	6.92	5.38	5.38	5.38
(iii) Freedom of foreigners to visit				6.60	6.64	10.00	10.00
5. Regulation	6.52	6.32	8.41	7.61	7.75	8.11	8.05
A. Credit Market regulations	6.47	6.33	10.00	9.18	8.28	9.19	9.12
(i) Ownership of banks		5.00	10.00	8.00	8.00	8.00	8.00
(ii) Private sector credit	8.95	10.00	10.00	9.55	7.84	9.58	9.36
(iii) Interest rate controls / negative real interest rates	4.00	4.00	10.00	10.00	9.00	10.00	10.00
B. Labor Market regulations			6.91	7.09	7.35	7.52	7.42
(i) Hiring regulations and minimum wage			10.00	10.00	10.00	10.00	10.00
(ii) Hiring and firing regulations			3.33	4.14	4.12	4.76	4.96
(iii) Centralized collective bargaining			6.50	6.72	6.21	6.58	5.76
(iv) Hours regulations			10.00	10.00	10.00	10.00	10.00
(v) Mandated cost of worker dismissal			1.66	1.66	3.78	3.78	3.78
(vi) Conscription	10.00	10.00	10.00	10.00	10.00	10.00	10.00
C. Business regulations			8.33	6.56	7.62	7.61	7.61
(i) Administrative requirements				3.55	4.71	4.14	4.15
(ii) Bureaucracy costs				3.41	6.67	6.22	6.67
(iii) Starting a business			6.55	6.56	8.03	8.45	8.46
(iv) Impartial public administration	9.25	9.25	10.00	10.00	9.86	9.26	8.45
(v) Licensing restrictions				7.41	8.19	9.29	9.26
(vi) Cost of tax compliance			8.43	8.43	8.30	8.30	8.65

Brazil

	1980	1990	2000	2005	2010	2015	2018
	Rating (Rank)	Rating (Rank)	Rating (Rank)	Rating (Rank)	Rating (Rank)	Rating (Rank)	Rating (Rank)
Summary Ratings (Rank)	4.11 (94)	4.32 (101)	5.92 (91)	6.38 (94)	6.66 (93)	6.20 (121)	6.56 (105)
	Rating (Data)	Rating (Data)	Rating (Data)	Rating (Data)	Rating (Data)	Rating (Data)	Rating (Data)
1. Size of Government	6.85	6.44	6.59	7.19	7.40	6.73	6.86
A. Government consumption	8.34 (11.65)	4.55 (24.55)	4.44 (24.9)	4.43 (24.94)	4.71 (24)	4.82 (23.6)	4.86 (23.46)
B. Transfers and subsidies	6.76 (12.4)	7.22 (10.7)	5.96 (15.33)	8.98 (4.24)	7.26 (10.55)	5.79 (15.96)	5.16 (18.26)
C. Government investment	10.00 (10.33)	9.12 (18.06)	10.00 (10.49)	10.00 (9.39)	10.00 (10.88)	10.00 (9.21)	10.00 (9.34)
D. Top marginal tax rate	4.00	5.50	5.50	5.50	8.00	6.00	5.50
(i) Top marginal income tax rate	4.00 (55)	9.00 (25)	8.00 (27.5)	8.00 (28)	8.00 (28)	8.00 (28)	8.00 (28)
(ii) Top marginal income and payroll tax rate		2.00 (53)	3.00 (50)	3.00 (50)	8.00 (28)	4.00 (44)	3.00 (50)
E. State ownership of assets	5.13	5.81	7.06	7.06	7.06	7.06	8.78
2. Legal System and Property Rights	4.15	6.29	5.45	5.36	5.61	5.17	5.02
A. Judicial independence	4.48	5.63	5.48	4.79	5.29	5.40	4.71
B. Impartial courts	3.34	5.28	5.11	4.24	4.81	4.23	3.98
C. Protection of property rights	6.31	5.23	5.70	5.95	5.94	5.58	5.62
D. Military interference in rule of law and politics	6.11	8.33	6.67	6.67	6.67	6.67	6.70
E. Integrity of the legal system	5.74	6.73	5.11	5.51	5.08	4.96	4.71
F. Legal enforcement of contracts	6.00	4.71	4.33	4.41	4.00	3.75	3.33
G. Regulatory restrictions on sale of real property		8.09	8.09	8.19	8.51	8.39	8.24
H. Reliability of police			3.11	3.11	5.42	4.04	3.85
<i>Gender Legal Rights Adjustment</i>	0.56	1.00	1.00	1.00	0.96	0.92	0.95
3. Sound Money	1.66	0.00	6.14	7.64	7.97	7.97	9.31
A. Money growth	3.26 (33.71)	0.00 (458.38)	8.07 (9.63)	7.92 (10.39)	8.55 (7.27)	9.06 (4.7)	8.97 (5.15)
B. Standard deviation of inflation	3.37 (16.57)	0.00 (878.93)	7.88 (5.29)	9.02 (2.45)	9.33 (1.67)	9.61 (0.98)	8.99 (2.51)
C. Inflation: most recent year	0.00 (87.47)	0.00 (2509.47)	8.59 (7.04)	8.63 (6.87)	8.99 (5.04)	8.19 (9.03)	9.27 (3.66)
D. Freedom to own foreign currency bank accounts	0.00	0.00	0.00	5.00	5.00	5.00	10.00
4. Freedom to Trade Internationally	3.24	4.28	5.89	7.03	7.04	6.61	6.84
A. Tariffs	3.33	4.84	7.18	7.20	7.20	7.26	7.36
(i) Revenue from trade taxes (% of trade sector)	3.33 (10)	7.53 (3.7)	7.21 (4.18)	7.21 (4.18)	8.29 (2.57)	8.37 (2.44)	8.62 (2.07)
(ii) Mean tariff rate		4.00 (30)	7.12 (14.4)	7.54 (12.3)	7.26 (13.7)	7.30 (13.5)	7.32 (13.4)
(iii) Standard deviation of tariff rates		3.00 (17.5)	7.20 (7)	6.85 (7.87)	6.05 (9.86)	6.11 (9.72)	6.14 (9.65)
B. Regulatory trade barriers			5.18	6.14	6.48	5.14	5.95
(i) Non-tariff trade barriers			4.02	5.12	4.95	4.46	4.04
(ii) Compliance cost of importing and exporting			6.33	7.16	8.01	5.83	7.87
C. Black-market exchange rates	6.40	8.00	10.00	9.04	9.78	10.00	10.00
D. Controls of the movement of capital and people	0.00	0.00	1.21	5.74	4.72	4.05	4.05
(i) Financial openness	0.00	0.00	1.66	4.77	4.77	1.66	1.66
(ii) Capital controls	0.00	0.00	0.77	6.15	3.08	2.31	2.31
(iii) Freedom of foreigners to visit				6.30	6.31	8.19	8.19
5. Regulation	4.65	4.59	5.55	4.69	5.26	4.53	4.77
A. Credit Market regulations	5.26	4.40	6.23	5.98	7.05	5.23	5.30
(i) Ownership of banks	5.00	5.00	5.00	5.00	5.00	5.00	5.00
(ii) Private sector credit	6.79	8.21	8.56	7.94	9.16	3.70	4.90
(iii) Interest rate controls / negative real interest rates	4.00	0.00	5.00	5.00	7.00	7.00	6.00
B. Labor Market regulations		4.78	4.83	3.84	4.50	4.18	4.46
(i) Hiring regulations and minimum wage			3.46	2.20	2.23	2.23	2.23
(ii) Hiring and firing regulations		6.18	5.25	2.85	3.19	1.54	2.93
(iii) Centralized collective bargaining	5.18	5.18	5.52	5.25	5.46	5.15	5.48
(iv) Hours regulations			6.01	4.00	6.00	6.00	6.00
(v) Mandated cost of worker dismissal			5.74	5.74	7.13	7.13	7.13
(vi) Conscription	3.00	3.00	3.00	3.00	3.00	3.00	3.00
C. Business regulations			5.59	4.24	4.23	4.19	4.55
(i) Administrative requirements			7.70	1.46	1.74	1.14	1.14
(ii) Bureaucracy costs			7.38	5.26	5.45	4.67	6.22
(iii) Starting a business			6.54	6.56	6.61	7.40	9.42
(iv) Impartial public administration	2.00	5.53	6.31	6.51	6.65	6.94	5.15
(v) Licensing restrictions				5.65	4.93	5.00	5.40
(vi) Cost of tax compliance			0.00	0.00	0.00	0.00	0.00

Brunei Darussalam

	1980	1990	2000	2005	2010	2015	2018
	Rating (Rank)	Rating (Rank)	Rating (Rank)	Rating (Rank)	Rating (Rank)	Rating (Rank)	Rating (Rank)
Summary Ratings (Rank)					6.99 (73)	6.83 (87)	6.60 (101)
	Rating (Data)	Rating (Data)	Rating (Data)	Rating (Data)	Rating (Data)	Rating (Data)	Rating (Data)
1. Size of Government					5.00	5.00	3.33
A. Government consumption					0.00 (49.2)	0.00 (55.88)	0.00 (55.26)
B. Transfers and subsidies							
C. Government investment							0.00 (93.3)
D. Top marginal tax rate					10.00	10.00	10.00
(i) Top marginal income tax rate					10.00 (0)	10.00 (0)	10.00 (0)
(ii) Top marginal income and payroll tax rate					10.00 (8.5)	10.00 (7)	10.00 (7)
E. State ownership of assets							
2. Legal System and Property Rights	6.44	6.29	5.36	5.46	5.49	5.37	5.40
A. Judicial independence	6.54	6.51	4.71	5.97	5.79	5.74	5.63
B. Impartial courts		6.51	4.57	5.28	5.33	4.89	5.16
C. Protection of property rights			4.69	6.09	6.40	5.45	5.53
D. Military interference in rule of law and politics	8.33	8.33	8.33	8.33	8.33	8.33	8.30
E. Integrity of the legal system	6.67	6.67	8.13	6.99	7.11	8.33	8.30
F. Legal enforcement of contracts			4.77	4.17	4.17	4.17	4.17
G. Regulatory restrictions on sale of real property			8.73	4.80	4.80	4.80	4.80
H. Reliability of police			3.83	7.01	7.01	6.15	6.47
<i>Gender Legal Rights Adjustment</i>	0.79	0.79	0.79	0.79	0.79	0.79	0.79
3. Sound Money					8.31	8.51	8.56
A. Money growth					8.86 (-5.68)	9.69 (1.57)	9.38 (-3.12)
B. Standard deviation of inflation					4.45 (13.87)	4.42 (13.95)	5.09 (12.28)
C. Inflation: most recent year					9.93 (0.36)	9.92 (0.42)	9.79 (1.03)
D. Freedom to own foreign currency bank accounts					10.00	10.00	10.00
4. Freedom to Trade Internationally					7.66	7.01	7.14
A. Tariffs					8.70	9.24	9.62
(i) Revenue from trade taxes (% of trade sector)							
(ii) Mean tariff rate					9.50 (2.5)	9.76 (1.2)	9.96 (0.2)
(iii) Standard deviation of tariff rates					7.89 (5.28)	8.73 (3.18)	9.29 (1.78)
B. Regulatory trade barriers					6.87	3.58	3.72
(i) Non-tariff trade barriers					6.11	4.94	5.10
(ii) Compliance cost of importing and exporting					7.63	2.22	2.34
C. Black-market exchange rates					10.00	10.00	10.00
D. Controls of the movement of capital and people					5.07	5.23	5.23
(i) Financial openness							
(ii) Capital controls					6.15	6.15	6.15
(iii) Freedom of foreigners to visit					3.98	4.31	4.31
5. Regulation					8.47	8.27	8.55
A. Credit Market regulations					9.30	8.30	8.63
(i) Ownership of banks							
(ii) Private sector credit					9.60	6.60	8.26
(iii) Interest rate controls / negative real interest rates					9.00	10.00	9.00
B. Labor Market regulations					9.01	8.69	8.79
(i) Hiring regulations and minimum wage					10.00	10.00	10.00
(ii) Hiring and firing regulations					6.07	4.55	4.91
(iii) Centralized collective bargaining					7.98	7.62	7.82
(iv) Hours regulations					10.00	10.00	10.00
(v) Mandated cost of worker dismissal					10.00	10.00	10.00
(vi) Conscription					10.00	10.00	10.00
C. Business regulations					7.11	7.82	8.22
(i) Administrative requirements					4.60	3.85	3.89
(ii) Bureaucracy costs					7.12	6.89	8.44
(iii) Starting a business					6.64	9.52	9.81
(iv) Impartial public administration							
(v) Licensing restrictions					8.25	9.69	9.56
(vi) Cost of tax compliance					8.92	9.14	9.41

Bulgaria

	1980	1990	2000	2005	2010	2015	2018
	Rating (Rank)	Rating (Rank)	Rating (Rank)	Rating (Rank)	Rating (Rank)	Rating (Rank)	Rating (Rank)
Summary Ratings (Rank)		4.57 (92)	5.73 (99)	7.17 (56)	7.68 (27)	7.52 (44)	7.74 (32)
	Rating (Data)	Rating (Data)	Rating (Data)	Rating (Data)	Rating (Data)	Rating (Data)	Rating (Data)
1. Size of Government	6.35	5.43	6.02	6.95	7.19	6.67	6.87
A. Government consumption	9.04 (9.26)	4.91 (23.31)	5.24 (22.2)	5.60 (20.96)	5.73 (20.53)	5.73 (20.51)	5.41 (21.61)
B. Transfers and subsidies		2.72 (27.2)	5.81 (15.9)	5.60 (16.63)	5.61 (16.63)	5.85 (15.74)	5.93 (15.44)
C. Government investment	10.00 (14.11)	10.00 (10.2)	7.99 (22.03)	9.46 (16.9)	9.05 (18.34)	5.73 (29.94)	7.48 (23.82)
D. Top marginal tax rate			3.00	6.00	7.50	8.50	8.50
(i) Top marginal income tax rate			5.00 (38)	9.00 (24)	10.00 (10)	10.00 (10)	10.00 (10)
(ii) Top marginal income and payroll tax rate			1.00 (56)	3.00 (50)	5.00 (38)	7.00 (34)	7.00 (35)
E. State ownership of assets	0.00	4.10	8.07	8.07	8.07	7.55	7.05
2. Legal System and Property Rights	5.09	5.96	5.70	5.57	5.45	5.34	5.92
A. Judicial independence	3.68	4.30	4.85	4.31	4.56	4.85	4.85
B. Impartial courts	5.22	4.93	4.67	4.04	4.21	4.39	4.37
C. Protection of property rights	2.34	3.73	4.71	4.86	4.60	5.29	5.80
D. Military interference in rule of law and politics	8.33	8.33	8.33	8.33	8.33	8.33	8.30
E. Integrity of the legal system	5.86	6.80	6.51	6.51	5.26	5.64	5.44
F. Legal enforcement of contracts		4.77	4.77	4.77	4.77	4.77	5.08
G. Regulatory restrictions on sale of real property		8.85	8.85	8.88	8.73	8.84	8.72
H. Reliability of police			2.90	2.90	3.99	4.21	4.76
<i>Gender Legal Rights Adjustment</i>	1.00	1.00	1.00	1.00	0.96	0.85	1.00
3. Sound Money		4.45	3.23	8.89	9.51	9.36	9.56
A. Money growth		7.38 (13.1)	0.00 (76.68)	7.29 (13.53)	9.89 (-0.57)	8.30 (8.48)	9.31 (3.43)
B. Standard deviation of inflation		5.64 (10.9)	0.00 (409.71)	9.28 (1.8)	8.64 (3.39)	9.14 (2.16)	9.50 (1.26)
C. Inflation: most recent year		4.76 (26.19)	7.94 (10.32)	8.99 (5.04)	9.51 (2.44)	9.98 (-0.1)	9.44 (2.81)
D. Freedom to own foreign currency bank accounts	0.00	0.00	5.00	10.00	10.00	10.00	10.00
4. Freedom to Trade Internationally		2.81	6.74	7.07	8.37	8.54	8.47
A. Tariffs		8.43	7.85	7.75	9.15	8.36	8.07
(i) Revenue from trade taxes (% of trade sector)		9.13 (1.3)	9.53 (0.71)	9.59 (0.62)	9.63 (0.55)	9.10 (1.35)	9.00 (1.5)
(ii) Mean tariff rate		7.72 (11.4)	7.26 (13.7)	7.86 (10.7)	8.98 (5.1)	8.98 (5.1)	8.96 (5.2)
(iii) Standard deviation of tariff rates			6.76 (8.11)	5.80 (10.5)	8.84 (2.91)	7.00 (7.5)	6.26 (9.36)
B. Regulatory trade barriers			6.43	5.72	6.28	7.62	7.64
(i) Non-tariff trade barriers			4.35	5.02	5.23	5.40	5.42
(ii) Compliance cost of importing and exporting			8.50	6.42	7.34	9.84	9.85
C. Black-market exchange rates	0.00	0.00	10.00	10.00	10.00	10.00	10.00
D. Controls of the movement of capital and people	0.00	0.00	2.67	4.83	8.04	8.19	8.19
(i) Financial openness			2.26	3.46	10.00	10.00	10.00
(ii) Capital controls	0.00	0.00	3.08	4.62	7.69	6.92	6.92
(iii) Freedom of foreigners to visit				6.40	6.42	7.63	7.63
5. Regulation	3.28	4.18	6.97	7.37	7.87	7.71	7.87
A. Credit Market regulations	0.00	3.52	8.91	10.00	9.49	9.59	10.00
(i) Ownership of banks	0.00	0.00	8.00	10.00	10.00	10.00	10.00
(ii) Private sector credit		6.55	9.72	10.00	8.46	8.78	10.00
(iii) Interest rate controls / negative real interest rates		4.00	9.00	10.00	10.00	10.00	10.00
B. Labor Market regulations			5.63	6.43	7.68	7.04	7.17
(i) Hiring regulations and minimum wage			2.57	8.30	6.67	5.57	5.57
(ii) Hiring and firing regulations			4.33	4.50	5.23	4.76	5.04
(iii) Centralized collective bargaining			7.87	7.62	6.95	6.69	7.18
(iv) Hours regulations			6.85	6.00	8.00	6.00	6.00
(v) Mandated cost of worker dismissal			9.17	9.17	9.25	9.25	9.25
(vi) Conscriptation	0.00	0.00	3.00	3.00	10.00	10.00	10.00
C. Business regulations			6.38	5.69	6.45	6.48	6.45
(i) Administrative requirements			6.10	2.75	3.42	4.16	4.52
(ii) Bureaucracy costs			5.95	3.38	6.52	5.56	5.78
(iii) Starting a business			8.60	8.68	9.41	9.25	9.25
(iv) Impartial public administration	4.78	6.42	8.13	8.13	6.57	5.82	4.75
(v) Licensing restrictions				8.09	8.39	9.20	9.33
(vi) Cost of tax compliance			3.10	3.10	4.40	4.92	5.06

Burkina Faso

	1980	1990	2000	2005	2010	2015	2018
	Rating (Rank)	Rating (Rank)	Rating (Rank)	Rating (Rank)	Rating (Rank)	Rating (Rank)	Rating (Rank)
Summary Ratings (Rank)				5.82 (118)	5.90 (128)	5.95 (129)	5.85 (139)
	Rating (Data)	Rating (Data)	Rating (Data)	Rating (Data)	Rating (Data)	Rating (Data)	Rating (Data)
1. Size of Government	1.92	2.75	3.94	5.95	5.42	5.75	5.19
A. Government consumption				5.10 (22.66)	4.50 (24.7)	3.75 (27.25)	2.16 (32.66)
B. Transfers and subsidies				9.97 (0.6)	9.96 (0.66)	10.00 (0.19)	9.77 (1.33)
C. Government investment	0.00 (51.54)	1.34 (45.33)	0.04 (49.88)	0.89 (46.87)	0.78 (47.27)	0.82 (47.14)	0.85 (47.03)
D. Top marginal tax rate						6.50	6.50
(i) Top marginal income tax rate						9.00 (25)	9.00 (25)
(ii) Top marginal income and payroll tax rate						4.00 (42)	4.00 (42)
E. State ownership of assets	3.83	4.16	7.84	7.84	6.44	7.67	6.66
2. Legal System and Property Rights	3.21	4.33	4.16	4.10	4.22	3.89	4.14
A. Judicial independence	3.50	3.58	3.82	3.83	3.62	3.45	4.20
B. Impartial courts	3.74	3.81	3.82	3.88	4.13	4.02	4.10
C. Protection of property rights	5.89	6.10	5.60	5.48	5.39	4.80	5.08
D. Military interference in rule of law and politics	2.50	3.33	5.00	5.00	4.17	3.33	3.30
E. Integrity of the legal system	4.98	4.84	6.39	5.98	5.89	5.67	5.84
F. Legal enforcement of contracts			2.10	2.10	2.14	2.14	2.14
G. Regulatory restrictions on sale of real property			1.56	1.56	4.68	4.76	4.82
H. Reliability of police			5.00	5.00	4.40	5.08	5.72
<i>Gender Legal Rights Adjustment</i>	0.56	1.00	1.00	1.00	0.96	0.87	0.88
3. Sound Money				6.84	6.87	6.96	6.54
A. Money growth				9.55 (2.23)	8.41 (7.96)	8.99 (5.03)	8.03 (9.87)
B. Standard deviation of inflation				9.11 (2.23)	9.24 (1.91)	9.03 (2.42)	8.50 (3.74)
C. Inflation: most recent year				8.72 (6.42)	9.85 (-0.76)	9.81 (0.95)	9.63 (1.86)
D. Freedom to own foreign currency bank accounts				0.00	0.00	0.00	0.00
4. Freedom to Trade Internationally				5.72	5.73	6.28	6.27
A. Tariffs				7.05	7.31	7.37	7.37
(i) Revenue from trade taxes (% of trade sector)				6.52 (5.22)	7.03 (4.45)	7.52 (3.72)	7.54 (3.69)
(ii) Mean tariff rate				7.38 (13.1)	7.62 (11.9)	7.56 (12.2)	7.56 (12.2)
(iii) Standard deviation of tariff rates				7.26 (6.84)	7.29 (6.78)	7.02 (7.44)	7.02 (7.44)
B. Regulatory trade barriers				5.03	4.80	4.54	4.52
(i) Non-tariff trade barriers				7.04	5.93	5.49	5.43
(ii) Compliance cost of importing and exporting				3.02	3.67	3.59	3.60
C. Black-market exchange rates				10.00	10.00	10.00	10.00
D. Controls of the movement of capital and people		4.16	1.66	0.81	0.81	3.21	3.21
(i) Financial openness		4.16	1.66	1.66	1.66	1.66	1.66
(ii) Capital controls				0.77	0.77	0.77	0.77
(iii) Freedom of foreigners to visit				0.00	0.00	7.19	7.19
5. Regulation				6.49	7.23	6.89	7.12
A. Credit Market regulations				7.83	7.38	7.01	7.68
(i) Ownership of banks				10.00	10.00	8.00	10.00
(ii) Private sector credit				5.49	8.14	8.03	8.03
(iii) Interest rate controls / negative real interest rates				8.00	4.00	5.00	5.00
B. Labor Market regulations				5.89	7.76	7.16	7.01
(i) Hiring regulations and minimum wage				1.70	7.77	6.67	6.67
(ii) Hiring and firing regulations				4.82	5.94	5.15	4.60
(iii) Centralized collective bargaining				5.99	6.94	7.19	6.87
(iv) Hours regulations				6.00	8.00	6.00	6.00
(v) Mandated cost of worker dismissal				6.85	7.94	7.94	7.94
(vi) Conscription				10.00	10.00	10.00	10.00
C. Business regulations				5.75	6.55	6.51	6.68
(i) Administrative requirements				4.29	4.23	4.33	3.77
(ii) Bureaucracy costs				4.09	3.79	2.00	4.22
(iii) Starting a business				6.06	7.86	9.10	9.11
(iv) Impartial public administration	3.08	5.96	7.74	7.74	7.77	7.71	7.07
(v) Licensing restrictions				5.35	8.70	8.94	8.93
(vi) Cost of tax compliance				6.97	6.97	6.97	6.97

Burundi

	1980	1990	2000	2005	2010	2015	2018
	Rating (Rank)	Rating (Rank)	Rating (Rank)	Rating (Rank)	Rating (Rank)	Rating (Rank)	Rating (Rank)
Summary Ratings (Rank)	4.50 (84)	5.20 (73)	5.38 (110)	5.60 (126)	5.31 (146)	6.09 (125)	5.94 (134)
	Rating (Data)	Rating (Data)	Rating (Data)	Rating (Data)	Rating (Data)	Rating (Data)	Rating (Data)
1. Size of Government	7.56	7.31	7.72	7.47	4.72	6.65	6.84
A. Government consumption	9.07 (9.16)	8.75 (10.27)	7.96 (12.92)	5.52 (21.24)	3.50 (28.1)	5.02 (22.92)	4.36 (25.17)
B. Transfers and subsidies			9.43 (2.6)	9.43 (2.6)	9.73 (1.51)	10.00 (0.47)	10.00 (0.47)
C. Government investment	8.77 (19.29)	8.36 (20.73)	9.54 (16.6)	10.00 (10.38)	0.64 (47.75)	7.54 (23.61)	8.06 (21.8)
D. Top marginal tax rate						6.50	6.50
(i) Top marginal income tax rate						8.00 (30)	8.00 (30)
(ii) Top marginal income and payroll tax rate						5.00 (38)	5.00 (38)
E. State ownership of assets	4.83	4.83	3.93	4.93	5.01	4.17	5.26
2. Legal System and Property Rights	3.99	3.63	3.31	3.37	3.35	3.62	4.34
A. Judicial independence	3.95	3.98	2.80	2.56	2.46	2.34	3.05
B. Impartial courts	3.39	3.18	2.90	3.05	3.10	3.32	3.49
C. Protection of property rights	4.90	4.90	3.97	4.01	3.85	3.75	4.71
D. Military interference in rule of law and politics							
E. Integrity of the legal system	4.89	5.16	5.38	4.89	4.77	4.04	3.16
F. Legal enforcement of contracts		2.94	2.94	3.91	2.65	2.65	2.81
G. Regulatory restrictions on sale of real property		3.22	3.22	3.22	6.38	8.51	8.55
H. Reliability of police			3.70	3.70	1.99	2.00	5.37
<i>Gender Legal Rights Adjustment</i>	0.86	0.86	0.86	0.86	0.86	0.90	0.95
3. Sound Money	5.56	6.50	6.19	6.71	7.01	7.78	8.81
A. Money growth	7.91 (10.45)	9.97 (0.15)	7.67 (11.66)	6.83 (15.85)	7.48 (12.61)	8.87 (5.66)	7.97 (10.17)
B. Standard deviation of inflation	7.60 (5.99)	7.22 (6.94)	6.95 (7.62)	7.72 (5.69)	6.83 (7.93)	8.36 (4.11)	7.84 (5.39)
C. Inflation: most recent year	6.72 (16.38)	8.80 (5.99)	5.14 (24.31)	7.30 (13.52)	8.72 (6.4)	8.89 (5.55)	9.44 (-2.81)
D. Freedom to own foreign currency bank accounts	0.00	0.00	5.00	5.00	5.00	5.00	10.00
4. Freedom to Trade Internationally	0.61	3.64	4.37	3.41	4.65	5.82	3.39
A. Tariffs	0.00	1.30	1.13	4.48	4.64	6.90	6.88
(i) Revenue from trade taxes (% of trade sector)	0.00 (18.1)	0.00 (22.9)	1.13 (13.31)	1.13 (13.31)	1.13 (13.31)	8.07 (2.9)	8.07 (2.9)
(ii) Mean tariff rate		2.60 (37)		6.08 (19.6)	7.50 (12.5)	7.44 (12.8)	7.44 (12.8)
(iii) Standard deviation of tariff rates				6.24 (9.4)	5.30 (11.75)	5.19 (12.03)	5.14 (12.16)
B. Regulatory trade barriers				2.96	3.97	2.54	2.84
(i) Non-tariff trade barriers				4.12	4.08	3.94	4.55
(ii) Compliance cost of importing and exporting				1.79	3.86	1.14	1.14
C. Black-market exchange rates	1.00	8.80	10.00	4.88	10.00	10.00	0.00
D. Controls of the movement of capital and people	0.83	0.83	1.98	1.32	0.00	3.85	3.85
(i) Financial openness	1.66	1.66	1.66	1.66	0.00	0.00	0.00
(ii) Capital controls	0.00	0.00	2.31	2.31	0.00	1.54	1.54
(iii) Freedom of foreigners to visit				0.00	0.00	10.00	10.00
5. Regulation	4.77	4.94	5.30	7.03	6.81	6.61	6.33
A. Credit Market regulations	2.94	3.26	1.42	8.79	7.60	6.00	5.00
(i) Ownership of banks	2.00	0.00	0.00	8.00	5.00	8.00	5.00
(ii) Private sector credit	4.81	5.78	0.25	8.36	7.80	0.00	0.00
(iii) Interest rate controls / negative real interest rates	2.00	4.00	4.00	10.00	10.00	10.00	10.00
B. Labor Market regulations			8.07	7.69	7.79	7.89	8.05
(i) Hiring regulations and minimum wage			10.00	10.00	10.00	10.00	10.00
(ii) Hiring and firing regulations				5.75	4.77	3.67	5.12
(iii) Centralized collective bargaining				8.07	8.24	7.92	7.45
(iv) Hours regulations			4.70	4.70	6.00	8.00	8.00
(v) Mandated cost of worker dismissal			7.59	7.59	7.76	7.76	7.76
(vi) Conscription	10.00	10.00	10.00	10.00	10.00	10.00	10.00
C. Business regulations			6.40	4.60	5.04	5.94	5.94
(i) Administrative requirements				2.76	3.82	3.37	4.91
(ii) Bureaucracy costs				4.67	4.24	2.67	2.44
(iii) Starting a business			6.96	6.64	8.32	9.73	9.71
(iv) Impartial public administration	4.05	4.69	3.81	2.67	3.20	3.16	1.43
(v) Licensing restrictions				2.46	3.72	9.29	9.76
(vi) Cost of tax compliance			8.43	8.43	6.93	7.40	7.40

Cabo Verde

	1980	1990	2000	2005	2010	2015	2018
	Rating (Rank)	Rating (Rank)	Rating (Rank)	Rating (Rank)	Rating (Rank)	Rating (Rank)	Rating (Rank)
Summary Ratings (Rank)					6.44 (106)	7.18 (67)	7.41 (56)
	Rating (Data)	Rating (Data)	Rating (Data)	Rating (Data)	Rating (Data)	Rating (Data)	Rating (Data)
1. Size of Government		5.45	5.84	6.35	5.75	7.63	7.47
A. Government consumption					3.32 (28.7)	5.17 (22.42)	5.17 (22.41)
B. Transfers and subsidies					9.34 (2.93)	8.73 (5.17)	9.21 (3.4)
C. Government investment		7.30 (24.47)	3.98 (36.08)	4.99 (32.54)	3.37 (38.22)	10.00 (14.37)	10.00 (14.35)
D. Top marginal tax rate					5.00	6.00	6.00
(i) Top marginal income tax rate					7.00 (35)	8.00 (28)	8.00 (28)
(ii) Top marginal income and payroll tax rate					3.00 (50)	4.00 (44)	4.00 (44)
E. State ownership of assets	3.47	3.60	7.70	7.70	7.70	8.24	6.97
2. Legal System and Property Rights	5.49	5.84	4.74	6.16	6.20	6.28	6.25
A. Judicial independence	5.58	5.65	5.69	5.76	5.88	5.94	5.72
B. Impartial courts	4.92	5.93	5.40	5.18	5.22	5.13	5.14
C. Protection of property rights	5.06	5.06	5.35	5.26	5.26	5.58	5.73
D. Military interference in rule of law and politics							
E. Integrity of the legal system	6.40	6.71	6.86	6.95	7.08	6.98	6.63
F. Legal enforcement of contracts			0.51	6.06	6.06	6.06	6.06
G. Regulatory restrictions on sale of real property			3.58	8.13	8.13	8.83	8.92
H. Reliability of police			5.79	5.79	5.79	5.44	5.55
<i>Gender Legal Rights Adjustment</i>	1.00	1.00	1.00	1.00	1.00	1.00	1.00
3. Sound Money					7.16	8.36	8.44
A. Money growth					9.47 (-2.67)	9.29 (3.54)	9.44 (2.8)
B. Standard deviation of inflation					9.58 (1.06)	9.17 (2.08)	9.59 (1.03)
C. Inflation: most recent year					9.58 (2.08)	9.97 (0.13)	9.75 (1.26)
D. Freedom to own foreign currency bank accounts					0.00	5.00	5.00
4. Freedom to Trade Internationally					6.18	6.72	7.65
A. Tariffs					6.60	6.80	6.80
(i) Revenue from trade taxes (% of trade sector)					7.02 (4.47)	7.55 (3.68)	7.55 (3.68)
(ii) Mean tariff rate					7.96 (10.2)	8.00 (10)	8.00 (10)
(iii) Standard deviation of tariff rates					4.82 (12.95)	4.84 (12.9)	4.84 (12.9)
B. Regulatory trade barriers					6.16	5.21	5.88
(i) Non-tariff trade barriers					4.86	5.04	5.11
(ii) Compliance cost of importing and exporting					7.45	5.38	6.66
C. Black-market exchange rates					10.00	10.00	10.00
D. Controls of the movement of capital and people		1.66	1.66	1.66	1.98	4.89	7.92
(i) Financial openness		1.66	1.66	1.66	1.66	1.66	4.77
(ii) Capital controls					2.50	3.00	9.00
(iii) Freedom of foreigners to visit					1.77	10.00	10.00
5. Regulation					6.91	6.92	7.26
A. Credit Market regulations					8.82	9.49	9.54
(i) Ownership of banks						10.00	10.00
(ii) Private sector credit					7.64	8.48	8.61
(iii) Interest rate controls / negative real interest rates					10.00	10.00	10.00
B. Labor Market regulations					4.63	4.42	4.88
(i) Hiring regulations and minimum wage					5.00	3.90	3.90
(ii) Hiring and firing regulations					3.95	4.29	4.66
(iii) Centralized collective bargaining					7.33	6.81	6.65
(iv) Hours regulations					8.00	8.00	8.00
(v) Mandated cost of worker dismissal					2.52	2.52	5.07
(vi) Conscription					1.00	1.00	1.00
C. Business regulations					7.29	6.85	7.37
(i) Administrative requirements					4.33	4.37	4.53
(ii) Bureaucracy costs					5.00	3.78	6.00
(iii) Starting a business					9.34	9.49	9.58
(iv) Impartial public administration	8.94	9.17	9.17	9.17	9.17	6.84	6.85
(v) Licensing restrictions					7.98	8.63	9.27
(vi) Cost of tax compliance					7.92	7.98	7.98

Cambodia

	1980	1990	2000	2005	2010	2015	2018
	Rating (Rank)	Rating (Rank)	Rating (Rank)	Rating (Rank)	Rating (Rank)	Rating (Rank)	Rating (Rank)
Summary Ratings (Rank)					6.96 (75)	7.19 (66)	7.28 (63)
	Rating (Data)	Rating (Data)	Rating (Data)	Rating (Data)	Rating (Data)	Rating (Data)	Rating (Data)
1. Size of Government			5.87	6.94	7.60	8.21	8.42
A. Government consumption					9.64 (7.24)	9.83 (6.57)	9.85 (6.52)
B. Transfers and subsidies					9.89 (0.89)	9.71 (1.56)	9.67 (1.7)
C. Government investment			4.30 (34.95)	6.14 (28.52)	2.86 (40)	3.49 (37.79)	4.62 (33.84)
D. Top marginal tax rate					10.00	10.00	10.00
(i) Top marginal income tax rate					10.00 (20)	10.00 (20)	10.00 (20)
(ii) Top marginal income and payroll tax rate					10.00 (20)	10.00 (20)	10.00 (20)
E. State ownership of assets	2.38	2.75	7.44	7.74	5.62	8.00	7.96
2. Legal System and Property Rights	2.90	2.93	3.38	3.90	4.24	3.90	3.85
A. Judicial independence	1.51	1.52	2.74	3.02	3.02	2.93	2.51
B. Impartial courts	4.24	3.96	3.61	3.89	3.96	3.42	3.27
C. Protection of property rights	3.34	3.69	4.16	4.25	4.25	4.29	4.52
D. Military interference in rule of law and politics			5.83	5.00	5.00		
E. Integrity of the legal system	3.26	3.34	3.77	3.77	3.76	3.98	3.55
F. Legal enforcement of contracts			2.17	2.44	2.44	1.82	1.82
G. Regulatory restrictions on sale of real property			3.24	7.53	7.53	7.53	7.55
H. Reliability of police			3.14	3.14	3.97	3.36	3.73
<i>Gender Legal Rights Adjustment</i>	0.88	0.88	0.89	0.89	1.00	1.00	1.00
3. Sound Money					9.26	9.30	9.46
A. Money growth					9.43 (-2.86)	7.77 (11.15)	8.71 (6.47)
B. Standard deviation of inflation					8.43 (3.92)	9.66 (0.86)	9.61 (0.98)
C. Inflation: most recent year					9.20 (4)	9.76 (1.22)	9.51 (2.46)
D. Freedom to own foreign currency bank accounts					10.00	10.00	10.00
4. Freedom to Trade Internationally					7.37	7.45	7.74
A. Tariffs					8.55	7.62	7.66
(i) Revenue from trade taxes (% of trade sector)					8.55 (2.17)	8.64 (2.04)	8.74 (1.89)
(ii) Mean tariff rate						7.76 (11.2)	7.78 (11.1)
(iii) Standard deviation of tariff rates						6.46 (8.85)	6.45 (8.88)
B. Regulatory trade barriers					6.09	4.67	4.83
(i) Non-tariff trade barriers					5.48	5.35	5.66
(ii) Compliance cost of importing and exporting					6.70	3.99	4.00
C. Black-market exchange rates					10.00	10.00	10.00
D. Controls of the movement of capital and people			0.00	5.51	4.83	7.52	8.46
(i) Financial openness			0.00	5.51	7.17	7.17	10.00
(ii) Capital controls					7.00	5.38	5.38
(iii) Freedom of foreigners to visit					0.33	10.00	10.00
5. Regulation					6.30	7.12	6.95
A. Credit Market regulations					7.29	10.00	9.50
(i) Ownership of banks							
(ii) Private sector credit				10.00	7.29	10.00	9.99
(iii) Interest rate controls / negative real interest rates							9.00
B. Labor Market regulations					6.47	6.54	6.46
(i) Hiring regulations and minimum wage					5.57	6.67	6.67
(ii) Hiring and firing regulations					5.44	5.53	5.07
(iii) Centralized collective bargaining					6.49	5.75	5.72
(iv) Hours regulations					10.00	10.00	10.00
(v) Mandated cost of worker dismissal					6.30	6.30	6.30
(vi) Conscription					5.00	5.00	5.00
C. Business regulations					5.14	4.81	4.90
(i) Administrative requirements					4.42	4.17	4.27
(ii) Bureaucracy costs					4.39	2.89	4.67
(iii) Starting a business					6.02	6.16	6.04
(iv) Impartial public administration	2.82	3.26	2.84	2.84	3.03	2.59	1.37
(v) Licensing restrictions					4.93	4.99	4.99
(vi) Cost of tax compliance					8.06	8.06	8.06

Cameroon

	1980	1990	2000	2005	2010	2015	2018
	Rating (Rank)	Rating (Rank)	Rating (Rank)	Rating (Rank)	Rating (Rank)	Rating (Rank)	Rating (Rank)
Summary Ratings (Rank)	5.14 (58)	5.27 (69)	5.39 (109)	5.69 (123)	6.03 (126)	5.71 (138)	5.85 (139)
	Rating (Data)	Rating (Data)	Rating (Data)	Rating (Data)	Rating (Data)	Rating (Data)	Rating (Data)
1. Size of Government	7.36	5.50	6.74	6.82	7.49	7.22	7.34
A. Government consumption	8.18 (12.19)	7.04 (16.06)	8.00 (12.8)	8.07 (12.55)	7.66 (13.96)	7.41 (14.8)	7.76 (13.61)
B. Transfers and subsidies	9.92 (0.8)	9.40 (2.7)	9.57 (2.09)	9.57 (2.09)	9.57 (2.09)	9.30 (3.08)	9.68 (1.67)
C. Government investment	7.94 (22.2)	5.29 (31.49)	10.00 (13.99)	9.79 (15.73)	9.72 (15.96)	8.77 (19.31)	9.33 (17.35)
D. Top marginal tax rate		0.50	0.00	0.50	4.50	4.50	4.00
(i) Top marginal income tax rate		1.00 (60)	0.00 (65)	1.00 (60)	5.00 (39)	5.00 (39)	4.00 (39)
(ii) Top marginal income and payroll tax rate		0.00 (63)	0.00 (68)	0.00 (68)	4.00 (41)	4.00 (41)	4.00 (43)
E. State ownership of assets	3.40	5.26	6.11	6.15	6.01	6.13	5.95
2. Legal System and Property Rights	3.09	3.16	3.26	3.14	3.67	3.12	3.07
A. Judicial independence	2.59	2.68	2.87	2.41	2.83	3.08	2.65
B. Impartial courts	3.61	3.11	3.24	3.01	3.43	3.55	3.50
C. Protection of property rights	6.01	5.99	4.57	4.54	4.62	4.87	4.82
D. Military interference in rule of law and politics	3.33	6.67	6.67	6.67	5.83	5.00	5.00
E. Integrity of the legal system	4.29	4.56	4.05	3.78	3.86	3.83	3.66
F. Legal enforcement of contracts		2.17	5.08	4.83	5.08	2.17	2.17
G. Regulatory restrictions on sale of real property		3.24	3.24	3.24	3.24	3.37	3.97
H. Reliability of police			3.83	3.83	4.50	5.56	5.07
<i>Gender Legal Rights Adjustment</i>	0.56	0.56	0.56	0.56	0.76	0.59	0.59
3. Sound Money	5.66	7.01	6.60	7.21	6.74	7.10	7.27
A. Money growth	7.83 (10.86)	8.98 (-5.1)	7.36 (13.21)	9.89 (-0.53)	8.32 (8.38)	9.35 (3.24)	9.68 (1.62)
B. Standard deviation of inflation	7.65 (5.88)	9.38 (1.55)	9.30 (1.75)	9.34 (1.65)	8.88 (2.81)	9.57 (1.07)	9.60 (0.99)
C. Inflation: most recent year	7.15 (14.25)	9.67 (1.64)	9.75 (1.23)	9.60 (2.01)	9.74 (1.28)	9.46 (2.69)	9.79 (1.07)
D. Freedom to own foreign currency bank accounts	0.00	0.00	0.00	0.00	0.00	0.00	0.00
4. Freedom to Trade Internationally	4.78	5.48	4.82	5.46	5.78	4.92	5.12
A. Tariffs	2.67	6.40	5.08	5.50	5.50	6.72	6.57
(i) Revenue from trade taxes (% of trade sector)	2.67 (11)	6.40 (5.4)	3.84 (9.24)	3.84 (9.24)	3.84 (9.24)	7.53 (3.71)	7.07 (4.39)
(ii) Mean tariff rate			6.32 (18.4)	6.32 (18.4)	6.44 (17.8)	6.36 (18.2)	6.36 (18.2)
(iii) Standard deviation of tariff rates				6.33 (9.18)	6.23 (9.43)	6.29 (9.28)	6.29 (9.28)
B. Regulatory trade barriers			3.00	5.52	6.57	1.96	2.66
(i) Non-tariff trade barriers				5.20	6.46	3.92	5.32
(ii) Compliance cost of importing and exporting			3.00	5.84	6.68	0.00	0.00
C. Black-market exchange rates	9.60	9.20	10.00	10.00	10.00	10.00	10.00
D. Controls of the movement of capital and people	2.08	0.83	1.21	0.81	1.07	1.01	1.25
(i) Financial openness	4.16	1.66	1.66	1.66	1.66	1.66	1.66
(ii) Capital controls	0.00	0.00	0.77	0.77	1.54	0.83	1.54
(iii) Freedom of foreigners to visit				0.00	0.00	0.55	0.55
5. Regulation	4.84	5.21	5.55	5.80	6.47	6.18	6.47
A. Credit Market regulations	3.00	4.85	6.67	7.31	7.50	6.80	7.17
(i) Ownership of banks	0.00	0.00	2.00	5.00	5.00	5.00	5.00
(ii) Private sector credit		6.54	10.00	7.93	8.50	6.41	6.50
(iii) Interest rate controls / negative real interest rates	6.00	8.00	8.00	9.00	9.00	9.00	10.00
B. Labor Market regulations			7.08	7.30	7.56	7.30	7.28
(i) Hiring regulations and minimum wage			7.20	7.20	7.23	7.23	7.23
(ii) Hiring and firing regulations			4.33	5.71	6.32	5.09	4.79
(iii) Centralized collective bargaining			6.00	5.95	6.43	6.50	6.63
(iv) Hours regulations			8.00	8.00	8.00	8.00	8.00
(v) Mandated cost of worker dismissal			6.94	6.94	7.38	7.01	7.01
(vi) Conscription	10.00	10.00	10.00	10.00	10.00	10.00	10.00
C. Business regulations			2.90	2.80	4.35	4.42	4.98
(i) Administrative requirements				1.75	3.39	3.97	4.23
(ii) Bureaucracy costs				3.66	3.18	1.11	3.56
(iii) Starting a business			6.08	6.54	8.44	8.71	9.27
(iv) Impartial public administration	2.80	2.68	2.62	2.16	1.90	1.11	0.98
(v) Licensing restrictions				2.70	6.54	8.69	8.83
(vi) Cost of tax compliance			0.00	0.00	2.67	2.94	3.01

Canada

	1980	1990	2000	2005	2010	2015	2018
	Rating (Rank)	Rating (Rank)	Rating (Rank)	Rating (Rank)	Rating (Rank)	Rating (Rank)	Rating (Rank)
Summary Ratings (Rank)	8.01 (4)	8.24 (6)	8.27 (7)	8.26 (7)	8.18 (5)	8.19 (7)	8.17 (9)
	Rating (Data)	Rating (Data)	Rating (Data)	Rating (Data)	Rating (Data)	Rating (Data)	Rating (Data)
1. Size of Government	5.81	6.06	6.29	6.97	6.53	6.69	6.69
A. Government consumption	3.29 (28.83)	3.35 (28.63)	4.54 (24.56)	4.23 (25.61)	3.73 (27.32)	3.92 (26.67)	3.96 (26.55)
B. Transfers and subsidies	6.19 (14.5)	5.89 (15.6)	6.34 (13.92)	7.31 (10.38)	6.94 (11.72)	7.17 (10.88)	7.03 (11.4)
C. Government investment	10.00 (14.73)	9.51 (16.72)	10.00 (14.85)	9.77 (15.82)	8.43 (20.49)	9.80 (15.69)	9.21 (17.76)
D. Top marginal tax rate	2.00	4.00	3.00	6.00	6.00	4.00	5.00
(i) Top marginal income tax rate	2.00 (60-68)	4.00 (44-54)	3.00 (44-51)	6.00 (39-49)	6.00 (39-50)	4.00 (39-50)	5.00 (39-50)
(ii) Top marginal income and payroll tax rate		4.00 (44-54)	3.00 (44-51)	6.00 (39-49)	6.00 (39-50)	4.00 (39-50)	5.00 (39-50)
E. State ownership of assets	7.56	7.56	7.56	7.56	7.56	8.54	8.28
2. Legal System and Property Rights	7.59	8.11	8.06	7.93	8.02	7.86	7.74
A. Judicial independence	6.75	7.62	7.65	7.22	7.56	7.57	7.16
B. Impartial courts	5.68	7.70	7.81	7.20	7.17	7.00	6.75
C. Protection of property rights	6.43	7.08	6.80	6.67	6.72	7.03	7.39
D. Military interference in rule of law and politics	10.00	10.00	10.00	10.00	10.00	10.00	10.00
E. Integrity of the legal system	8.45	8.84	8.84	8.84	8.38	8.24	8.17
F. Legal enforcement of contracts	8.25	6.53	6.41	6.41	6.41	5.57	5.82
G. Regulatory restrictions on sale of real property		9.02	9.02	9.14	9.09	8.67	8.68
H. Reliability of police			7.95	7.95	8.85	8.78	7.92
<i>Gender Legal Rights Adjustment</i>	1.00	1.00	1.00	1.00	1.00	1.00	1.00
3. Sound Money	9.09	9.68	9.53	9.68	9.46	9.58	9.59
A. Money growth	9.24 (3.78)	9.70 (1.5)	9.31 (3.46)	9.64 (1.81)	9.55 (2.27)	9.10 (4.5)	9.31 (3.45)
B. Standard deviation of inflation	9.32 (1.7)	9.65 (0.88)	9.34 (1.65)	9.54 (1.15)	8.64 (3.4)	9.46 (1.36)	9.51 (1.22)
C. Inflation: most recent year	7.80 (11)	9.38 (3.11)	9.45 (2.75)	9.56 (2.21)	9.64 (1.78)	9.77 (1.13)	9.55 (2.27)
D. Freedom to own foreign currency bank accounts	10.00	10.00	10.00	10.00	10.00	10.00	10.00
4. Freedom to Trade Internationally	9.03	8.98	9.08	7.98	8.08	8.13	8.09
A. Tariffs	8.08	7.93	8.78	6.65	7.25	6.94	6.98
(i) Revenue from trade taxes (% of trade sector)	8.40 (2.4)	9.20 (1.2)	9.79 (0.31)	9.77 (0.35)	9.77 (0.35)	9.73 (0.4)	9.73 (0.41)
(ii) Mean tariff rate	7.76 (11.2)	8.12 (9.4)	9.22 (3.9)	9.10 (4.5)	9.26 (3.7)	9.16 (4.2)	9.20 (4)
(iii) Standard deviation of tariff rates		6.48 (8.8)	7.32 (6.7)	1.07 (22.33)	2.73 (18.17)	1.94 (20.16)	2.00 (20)
B. Regulatory trade barriers			8.31	7.76	7.58	7.82	7.91
(i) Non-tariff trade barriers			7.45	6.63	6.26	5.75	5.94
(ii) Compliance cost of importing and exporting			9.17	8.89	8.89	9.89	9.89
C. Black-market exchange rates	10.00	10.00	10.00	10.00	10.00	10.00	10.00
D. Controls of the movement of capital and people	9.00	9.00	9.23	7.51	7.49	7.74	7.48
(i) Financial openness	10.00	10.00	10.00	10.00	10.00	10.00	10.00
(ii) Capital controls	8.00	8.00	8.46	6.92	6.92	7.69	6.92
(iii) Freedom of foreigners to visit				5.60	5.56	5.53	5.53
5. Regulation	8.53	8.39	8.39	8.75	8.81	8.69	8.75
A. Credit Market regulations	9.72	9.74	10.00	10.00	9.36	9.73	10.00
(i) Ownership of banks	10.00	10.00	10.00	10.00	10.00	10.00	10.00
(ii) Private sector credit	9.16	9.21	10.00	10.00	9.08	9.18	10.00
(iii) Interest rate controls / negative real interest rates	10.00	10.00	10.00	10.00	9.00	10.00	10.00
B. Labor Market regulations	7.33	7.05	6.57	8.20	8.51	8.14	8.08
(i) Hiring regulations and minimum wage			4.28	8.90	8.90	8.90	8.90
(ii) Hiring and firing regulations		6.47	5.08	5.44	6.47	6.35	6.09
(iii) Centralized collective bargaining	7.24	7.24	7.83	7.48	7.43	7.33	7.24
(iv) Hours regulations	4.75	4.49	4.84	10.00	10.00	8.00	8.00
(v) Mandated cost of worker dismissal			7.40	7.40	8.27	8.27	8.27
(vi) Conscription	10.00	10.00	10.00	10.00	10.00	10.00	10.00
C. Business regulations			8.60	8.06	8.55	8.21	8.18
(i) Administrative requirements			7.20	3.87	4.22	4.61	4.83
(ii) Bureaucracy costs			7.23	6.39	9.09	9.33	8.89
(iii) Starting a business			9.89	9.89	9.84	9.95	9.95
(iv) Impartial public administration	10.00	10.00	10.00	10.00	10.00	10.00	10.00
(v) Licensing restrictions				9.52	9.63	6.86	6.85
(vi) Cost of tax compliance			8.67	8.67	8.53	8.53	8.53

Central African Republic

	1980	1990	2000	2005	2010	2015	2018
Summary Ratings (Rank)	Rating (Rank) 4.60 (77)	Rating (Rank) 4.71 (90)	Rating (Rank) 5.13 (114)	Rating (Rank) 5.10 (134)	Rating (Rank) 5.31 (146)	Rating (Rank) 4.78 (158)	Rating (Rank) 5.27 (153)
	Rating (Data)	Rating (Data)	Rating (Data)	Rating (Data)	Rating (Data)	Rating (Data)	Rating (Data)
1. Size of Government	6.95	4.55	5.47	4.97	6.63	5.53	5.95
A. Government consumption	7.67 (13.91)	7.41 (14.81)	8.55 (10.92)	7.91 (13.12)	9.32 (8.3)	7.29 (15.2)	7.68 (13.9)
B. Transfers and subsidies					9.65 (1.78)	9.58 (2.04)	9.58 (2.04)
C. Government investment		0.00 (50.67)	0.24 (49.16)	0.00 (53.6)	2.17 (42.39)	0.00 (57.96)	0.00 (55.86)
D. Top marginal tax rate					5.00	3.00	5.00
(i) Top marginal income tax rate					5.00 (39-48)	3.00 (50)	5.00 (40)
(ii) Top marginal income and payroll tax rate							
E. State ownership of assets	6.23	6.23	7.62	7.00	7.00	7.77	7.48
2. Legal System and Property Rights	3.17	2.83	2.91	3.48	3.22	3.20	3.39
A. Judicial independence	3.51	3.51	3.26	3.88	3.81	3.93	4.90
B. Impartial courts	3.04	3.17	3.02	2.62	2.71	2.60	2.84
C. Protection of property rights	4.18	4.67	3.35	4.18	4.18	3.95	4.14
D. Military interference in rule of law and politics							
E. Integrity of the legal system	4.49	4.91	5.27	4.93	4.92	4.85	4.81
F. Legal enforcement of contracts		0.51	0.51	0.51	0.51	0.51	0.51
G. Regulatory restrictions on sale of real property		3.58	3.58	4.11	4.97	4.93	4.97
H. Reliability of police			2.60	5.59	5.59	5.71	5.71
<i>Gender Legal Rights Adjustment</i>	0.67	0.67	0.89	0.89	0.69	0.69	0.70
3. Sound Money	5.25	7.08	7.03	7.04	6.95	4.84	6.48
A. Money growth	7.16 (14.22)	9.90 (-0.5)	9.12 (-4.39)	9.66 (1.7)	8.69 (6.56)	8.56 (7.22)	8.11 (9.46)
B. Standard deviation of inflation	7.50 (6.24)	8.86 (2.85)	9.65 (0.88)	9.08 (2.3)	9.39 (1.52)	8.24 (4.39)	8.24 (4.4)
C. Inflation: most recent year	6.35 (18.27)	9.55 (2.27)	9.36 (3.2)	9.42 (2.88)	9.70 (1.49)	2.57 (37.14)	9.58 (2.1)
D. Freedom to own foreign currency bank accounts	0.00	0.00	0.00	0.00	0.00	0.00	0.00
4. Freedom to Trade Internationally	4.45	4.33	5.47	4.51	4.73	5.18	5.15
A. Tariffs	2.93	2.97	5.58	6.21	6.09	6.53	6.29
(i) Revenue from trade taxes (% of trade sector)	2.93 (10.6)	2.33 (11.5)	4.27 (8.6)	5.88 (6.18)	5.61 (6.58)	7.01 (4.48)	6.29 (5.57)
(ii) Mean tariff rate		3.60 (32)	6.28 (18.6)	6.42 (17.9)	6.44 (17.8)	6.40 (18)	6.40 (18)
(iii) Standard deviation of tariff rates			6.20 (9.5)	6.33 (9.18)	6.23 (9.43)	6.18 (9.54)	6.18 (9.54)
B. Regulatory trade barriers				1.26	1.77	2.64	2.78
(i) Non-tariff trade barriers							3.28
(ii) Compliance cost of importing and exporting				1.26	1.77	2.64	2.28
C. Black-market exchange rates	9.60	9.20	10.00	10.00	10.00	10.00	10.00
D. Controls of the movement of capital and people	0.83	0.83	0.83	0.55	1.07	1.54	1.54
(i) Financial openness	1.66	1.66	1.66	1.66	1.66	1.66	1.66
(ii) Capital controls	0.00	0.00	0.00	0.00	1.54	1.54	1.54
(iii) Freedom of foreigners to visit				0.00	0.00	1.44	1.44
5. Regulation	3.18	4.75	4.74	5.50	5.03	5.16	5.39
A. Credit Market regulations	0.00	6.29	5.41	7.22	7.43	7.86	8.20
(i) Ownership of banks	0.00	2.00	2.00	5.00	5.00	5.00	5.00
(ii) Private sector credit		6.88	6.24	7.65	8.30	9.59	9.59
(iii) Interest rate controls / negative real interest rates		10.00	8.00	9.00	9.00	9.00	10.00
B. Labor Market regulations			4.47	4.47	3.44	3.25	3.25
(i) Hiring regulations and minimum wage			3.90	3.90	2.77	0.00	0.00
(ii) Hiring and firing regulations							
(iii) Centralized collective bargaining							
(iv) Hours regulations			6.00	6.00	4.00	6.00	6.00
(v) Mandated cost of worker dismissal			7.96	7.96	7.01	7.01	7.01
(vi) Conscription	0.00	0.00	0.00	0.00	0.00	0.00	0.00
C. Business regulations			4.35	4.81	4.22	4.36	4.71
(i) Administrative requirements							
(ii) Bureaucracy costs					0.15	1.11	0.67
(iii) Starting a business			5.51	5.22	6.00	5.27	7.84
(iv) Impartial public administration	4.18	3.74	3.18	3.18	3.18	3.17	3.18
(v) Licensing restrictions				6.48	7.41	7.65	7.31
(vi) Cost of tax compliance			4.35	4.35	4.35	4.59	4.59

Chad

	1980	1990	2000	2005	2010	2015	2018
	Rating (Rank)	Rating (Rank)	Rating (Rank)	Rating (Rank)	Rating (Rank)	Rating (Rank)	Rating (Rank)
Summary Ratings (Rank)	5.31 (51)	5.51 (62)	5.93 (88)	5.54 (127)	5.63 (138)	5.33 (148)	5.71 (145)
	Rating (Data)	Rating (Data)	Rating (Data)	Rating (Data)	Rating (Data)	Rating (Data)	Rating (Data)
1. Size of Government	5.70	8.76	9.31	8.47	8.25	7.33	8.94
A. Government consumption	4.12 (26)	8.66 (10.54)	9.44 (7.9)	9.71 (7)	8.46 (11.24)	9.84 (6.56)	10.00 (4.44)
B. Transfers and subsidies		9.89 (0.9)	9.92 (0.8)	9.92 (0.8)	9.92 (0.8)	9.92 (0.8)	9.92 (0.8)
C. Government investment				5.67 (30.15)	5.88 (29.43)	8.30 (20.96)	9.30 (17.45)
D. Top marginal tax rate						1.00	8.00
(i) Top marginal income tax rate						1.00 (60)	8.00 (30)
(ii) Top marginal income and payroll tax rate						1.00 (60)	8.00 (30)
E. State ownership of assets	7.28	7.73	8.58	8.58	8.75	7.60	7.49
2. Legal System and Property Rights	3.70	3.13	3.55	3.50	3.73	2.98	3.23
A. Judicial independence	2.54	2.59	2.15	2.13	2.56	2.26	2.54
B. Impartial courts	4.40	4.03	2.87	2.55	2.96	3.08	3.06
C. Protection of property rights	5.99	5.99	3.32	3.65	3.63	4.32	4.51
D. Military interference in rule of law and politics			7.50	7.50	7.50		
E. Integrity of the legal system	3.57	3.90	6.16	5.75	5.78	4.34	4.14
F. Legal enforcement of contracts		0.30	3.27	3.27	3.99	2.22	2.22
G. Regulatory restrictions on sale of real property		4.17	4.17	4.17	4.17	4.96	6.79
H. Reliability of police			2.22	2.22	2.74	3.12	3.30
<i>Gender Legal Rights Adjustment</i>	0.79	0.79	0.79	0.79	0.79	0.72	0.70
3. Sound Money	6.61	5.68	6.64	6.03	6.30	6.35	6.37
A. Money growth	8.40 (7.98)	8.81 (-5.93)	9.67 (-1.66)	9.52 (2.4)	9.44 (2.82)	8.86 (5.72)	8.32 (-8.42)
B. Standard deviation of inflation	9.76 (0.59)	6.19 (9.53)	7.65 (5.87)	6.17 (9.56)	6.17 (9.58)	7.29 (6.78)	7.98 (5.05)
C. Inflation: most recent year	8.25 (8.73)	7.72 (11.41)	9.24 (3.82)	8.42 (7.89)	9.58 (-2.08)	9.27 (3.66)	9.20 (4)
D. Freedom to own foreign currency bank accounts	0.00	0.00	0.00	0.00	0.00	0.00	0.00
4. Freedom to Trade Internationally		5.81	5.73	4.70	4.86	4.99	5.05
A. Tariffs		7.40	6.24	6.44	6.31	6.31	6.31
(i) Revenue from trade taxes (% of trade sector)		7.40 (3.9)					
(ii) Mean tariff rate			6.84 (15.8)	6.56 (17.2)	6.42 (17.9)	6.42 (17.9)	6.42 (17.9)
(iii) Standard deviation of tariff rates			5.64 (10.9)	6.33 (9.18)	6.21 (9.49)	6.21 (9.49)	6.21 (9.49)
B. Regulatory trade barriers			5.83	1.82	2.05	2.11	2.35
(i) Non-tariff trade barriers				3.64	4.09	3.44	3.92
(ii) Compliance cost of importing and exporting			5.83	0.00	0.00	0.77	0.77
C. Black-market exchange rates	9.60	9.20	10.00	10.00	10.00	10.00	10.00
D. Controls of the movement of capital and people	0.83	0.83	0.83	0.55	1.07	1.54	1.54
(i) Financial openness	1.66	1.66	1.66	1.66	1.66	1.66	1.66
(ii) Capital controls	0.00	0.00	0.00	0.00	1.54	1.54	1.54
(iii) Freedom of foreigners to visit				0.00	0.00	1.44	1.44
5. Regulation	5.23	4.18	4.44	5.00	5.03	5.02	4.93
A. Credit Market regulations	2.00	4.76	4.68	5.68	6.03	5.86	5.96
(i) Ownership of banks	2.00	0.00	0.00	2.00	2.00	2.00	2.00
(ii) Private sector credit		6.29	6.04	6.03	7.10	6.58	5.88
(iii) Interest rate controls / negative real interest rates		8.00	8.00	9.00	9.00	9.00	10.00
B. Labor Market regulations			6.22	5.95	5.99	5.36	5.37
(i) Hiring regulations and minimum wage			5.00	6.10	5.00	5.00	5.00
(ii) Hiring and firing regulations			6.33	4.26	5.23	3.90	4.20
(iii) Centralized collective bargaining			8.33	7.70	6.78	6.33	6.10
(iv) Hours regulations			8.00	8.00	8.00	6.00	6.00
(v) Mandated cost of worker dismissal			6.66	6.66	7.94	7.94	7.94
(vi) Conscription	10.00	0.00	3.00	3.00	3.00	3.00	3.00
C. Business regulations			2.42	3.38	3.05	3.84	3.46
(i) Administrative requirements				2.35	2.70	3.59	3.64
(ii) Bureaucracy costs				3.13	3.18	1.11	0.89
(iii) Starting a business			2.26	3.87	4.57	6.33	6.28
(iv) Impartial public administration	4.44	2.63	3.19	3.19	2.65	3.31	2.11
(v) Licensing restrictions				5.97	3.41	7.30	7.20
(vi) Cost of tax compliance			1.79	1.79	1.79	1.41	0.65

Chile

	1980	1990	2000	2005	2010	2015	2018
	Rating (Rank)	Rating (Rank)	Rating (Rank)	Rating (Rank)	Rating (Rank)	Rating (Rank)	Rating (Rank)
Summary Ratings (Rank)	5.03 (63)	6.79 (28)	7.44 (32)	7.85 (16)	7.94 (10)	7.92 (18)	7.96 (14)
	Rating (Data)	Rating (Data)	Rating (Data)	Rating (Data)	Rating (Data)	Rating (Data)	Rating (Data)
1. Size of Government	5.95	7.37	7.39	7.64	8.02	8.13	8.21
A. Government consumption	7.36 (14.98)	7.76 (13.62)	7.02 (16.14)	7.13 (15.76)	6.74 (17.1)	6.77 (16.99)	6.36 (18.36)
B. Transfers and subsidies	6.62 (12.9)	7.28 (10.5)	6.48 (13.42)	7.60 (9.32)	7.90 (8.2)	7.89 (8.24)	8.49 (6.03)
C. Government investment		10.00 (8.81)	10.00 (12.54)	10.00 (9.06)	10.00 (11.01)	10.00 (10.98)	10.00 (10.81)
D. Top marginal tax rate	2.00	4.00	5.00	5.00	7.00	7.00	7.00
(i) Top marginal income tax rate	2.00 (58)	4.00 (50)	5.00 (45)	5.00 (40)	7.00 (40)	7.00 (40)	7.00 (35)
(ii) Top marginal income and payroll tax rate		4.00 (50)	5.00 (45)	5.00 (40)	7.00 (40)	7.00 (40)	7.00 (35)
E. State ownership of assets	7.83	7.83	8.45	8.45	8.45	8.98	9.20
2. Legal System and Property Rights	4.49	5.86	5.92	6.18	6.88	6.78	6.73
A. Judicial independence	2.71	5.70	6.30	5.97	6.79	6.58	6.47
B. Impartial courts	4.69	6.69	6.61	6.42	6.51	6.01	5.93
C. Protection of property rights	5.61	6.17	6.00	6.87	6.44	6.66	6.95
D. Military interference in rule of law and politics	6.39	6.39	5.14	6.88	7.50	7.50	7.50
E. Integrity of the legal system	5.43	6.54	7.56	7.76	7.44	7.37	7.26
F. Legal enforcement of contracts	5.50	5.68	5.68	5.68	5.68	5.68	5.37
G. Regulatory restrictions on sale of real property		8.95	8.95	8.99	8.99	9.07	9.10
H. Reliability of police			7.07	7.07	8.71	8.19	7.79
<i>Gender Legal Rights Adjustment</i>	0.78	0.78	0.78	0.78	0.90	0.90	0.91
3. Sound Money	2.31	7.65	9.30	9.34	8.94	9.31	9.60
A. Money growth	0.00 (52.46)	6.52 (17.4)	9.58 (2.08)	8.72 (6.39)	8.37 (8.16)	8.75 (6.27)	9.41 (2.96)
B. Standard deviation of inflation	0.00 (80.63)	8.34 (4.15)	8.40 (4.01)	9.23 (1.92)	7.68 (5.79)	9.37 (1.59)	9.49 (1.28)
C. Inflation: most recent year	4.25 (28.76)	5.75 (21.24)	9.23 (3.84)	9.39 (3.05)	9.72 (1.41)	9.13 (4.35)	9.51 (2.6)
D. Freedom to own foreign currency bank accounts	5.00	10.00	10.00	10.00	10.00	10.00	10.00
4. Freedom to Trade Internationally	6.86	6.39	7.18	8.59	8.28	8.18	8.12
A. Tariffs	8.71	8.18	8.91	9.48	9.47	9.47	9.45
(i) Revenue from trade taxes (% of trade sector)	8.13 (2.8)	7.53 (3.7)	8.53 (2.2)	9.61 (0.58)	9.77 (0.35)	9.77 (0.34)	9.79 (0.31)
(ii) Mean tariff rate	8.00 (10)	7.00 (15)	8.20 (9)	9.02 (4.9)	8.80 (6)	8.80 (6)	8.80 (6)
(iii) Standard deviation of tariff rates	10.00 (0)	10.00 (0)	10.00 (0)	9.81 (0.48)	9.83 (0.42)	9.83 (0.42)	9.76 (0.6)
B. Regulatory trade barriers			8.98	7.39	7.78	6.87	6.92
(i) Non-tariff trade barriers			8.28	7.68	8.40	6.91	7.01
(ii) Compliance cost of importing and exporting			9.67	7.09	7.16	6.83	6.83
C. Black-market exchange rates	8.80	10.00	10.00	10.00	10.00	10.00	10.00
D. Controls of the movement of capital and people	3.08	1.00	0.83	7.47	5.86	6.38	6.12
(i) Financial openness	4.16	0.00	1.66	10.00	8.20	6.99	6.99
(ii) Capital controls	2.00	2.00	0.00	6.92	3.85	3.08	2.31
(iii) Freedom of foreigners to visit				5.50	5.53	9.07	9.07
5. Regulation	5.51	6.69	7.39	7.51	7.60	7.22	7.12
A. Credit Market regulations	7.54	8.43	9.27	9.33	8.94	8.95	9.04
(i) Ownership of banks	5.00	8.00	8.00	8.00	8.00	8.00	8.00
(ii) Private sector credit	9.63	9.28	9.82	10.00	9.82	8.85	9.12
(iii) Interest rate controls / negative real interest rates	8.00	8.00	10.00	10.00	9.00	10.00	10.00
B. Labor Market regulations		4.95	4.91	6.04	6.24	5.16	4.97
(i) Hiring regulations and minimum wage			3.36	6.70	6.67	6.67	5.57
(ii) Hiring and firing regulations		6.91	5.57	4.92	3.92	3.32	3.44
(iii) Centralized collective bargaining		7.93	8.85	8.47	7.57	8.46	8.30
(iv) Hours regulations			6.51	10.00	10.00	10.00	10.00
(v) Mandated cost of worker dismissal			5.18	5.18	8.27	2.52	2.52
(vi) Conscription	3.00	0.00	0.00	1.00	1.00	0.00	0.00
C. Business regulations			7.97	7.15	7.62	7.53	7.36
(i) Administrative requirements			7.88	4.66	4.41	4.13	4.02
(ii) Bureaucracy costs			7.93	6.03	8.33	8.22	8.00
(iii) Starting a business			9.03	9.03	9.72	9.82	9.84
(iv) Impartial public administration	4.52	8.56	8.56	8.56	8.56	7.86	7.87
(v) Licensing restrictions				8.15	8.25	8.44	7.74
(vi) Cost of tax compliance			6.46	6.46	6.46	6.74	6.68

China

	1980	1990	2000	2005	2010	2015	2018
	Rating (Rank)	Rating (Rank)	Rating (Rank)	Rating (Rank)	Rating (Rank)	Rating (Rank)	Rating (Rank)
Summary Ratings (Rank)	3.91 (99)	3.69 (107)	5.52 (107)	5.86 (116)	6.04 (123)	6.22 (120)	6.21 (124)
	Rating (Data)	Rating (Data)	Rating (Data)	Rating (Data)	Rating (Data)	Rating (Data)	Rating (Data)
1. Size of Government	3.65	3.48	3.44	4.43	4.64	5.20	4.85
A. Government consumption	5.25 (22.14)	5.94 (19.81)	4.06 (26.2)	4.16 (25.84)	3.94 (26.6)	3.95 (26.58)	3.67 (27.51)
B. Transfers and subsidies				8.29 (6.76)	8.29 (6.76)	8.29 (6.76)	8.29 (6.76)
C. Government investment		0.00 (83.91)	0.00 (74.66)	0.00 (55.53)	1.40 (45.1)	4.22 (35.24)	3.40 (38.09)
D. Top marginal tax rate		5.00	6.00	6.00	6.00	6.00	6.00
(i) Top marginal income tax rate		5.00 (45)	6.00 (45)	6.00 (45)	6.00 (45)	6.00 (45)	6.00 (45)
(ii) Top marginal income and payroll tax rate					6.00 (45)	6.00 (45)	6.00 (45)
E. State ownership of assets	2.05	2.99	3.71	3.71	3.54	3.54	2.88
2. Legal System and Property Rights	3.67	4.79	4.90	5.23	5.42	5.07	4.93
A. Judicial independence	2.84	3.12	2.98	3.17	3.53	3.54	3.75
B. Impartial courts	4.52	4.52	4.18	4.09	4.59	4.53	4.62
C. Protection of property rights	3.75	4.04	3.74	4.68	5.64	5.19	5.07
D. Military interference in rule of law and politics	6.67	3.33	3.33	5.00	5.00	5.00	5.00
E. Integrity of the legal system	4.39	4.40	5.88	5.68	5.34	4.91	4.98
F. Legal enforcement of contracts	4.25	5.87	5.74	5.87	5.87	5.53	4.75
G. Regulatory restrictions on sale of real property		8.27	8.27	8.27	8.27	8.51	8.32
H. Reliability of police			5.08	5.08	5.95	6.15	5.98
<i>Gender Legal Rights Adjustment</i>	0.67	1.00	1.00	1.00	0.96	0.87	0.86
3. Sound Money	6.18	6.73	8.12	8.18	7.89	8.28	8.32
A. Money growth	6.00 (20)	9.18 (4.09)	8.90 (5.48)	9.05 (4.76)	8.57 (7.14)	9.67 (-1.66)	9.42 (2.91)
B. Standard deviation of inflation	9.48 (1.31)	8.86 (2.84)	8.63 (3.43)	9.04 (2.41)	8.63 (3.42)	8.74 (3.14)	9.29 (1.77)
C. Inflation: most recent year	9.24 (3.78)	8.86 (5.68)	9.95 (0.26)	9.64 (1.82)	9.34 (3.31)	9.71 (1.44)	9.59 (2.07)
D. Freedom to own foreign currency bank accounts	0.00	0.00	5.00	5.00	5.00	5.00	5.00
4. Freedom to Trade Internationally	2.72	1.89	6.12	6.22	6.29	6.29	6.52
A. Tariffs	3.15	3.16	7.11	7.96	8.13	8.11	8.12
(i) Revenue from trade taxes (% of trade sector)	6.20 (5.7)	7.53 (3.7)	8.86 (1.71)	8.81 (1.78)	9.35 (0.98)	9.36 (0.96)	9.35 (0.97)
(ii) Mean tariff rate	0.10 (49.5)	1.94 (40.3)	6.74 (16.3)	8.16 (9.2)	8.08 (9.6)	8.02 (9.9)	8.04 (9.8)
(iii) Standard deviation of tariff rates		0.00 (32.1)	5.72 (10.7)	6.91 (7.72)	6.97 (7.58)	6.95 (7.62)	6.98 (7.55)
B. Regulatory trade barriers			6.18	6.02	6.38	6.06	7.22
(i) Non-tariff trade barriers			4.35	5.14	5.86	5.49	5.81
(ii) Compliance cost of importing and exporting			8.00	6.91	6.91	6.63	8.64
C. Black-market exchange rates	5.00	0.00	10.00	10.00	10.00	10.00	10.00
D. Controls of the movement of capital and people	0.00	2.50	1.21	0.88	0.63	0.99	0.74
(i) Financial openness		0.00	1.66	1.66	1.66	1.66	1.66
(ii) Capital controls	0.00	5.00	0.77	0.77	0.00	0.77	0.00
(iii) Freedom of foreigners to visit				0.20	0.22	0.55	0.55
5. Regulation	3.34	1.58	5.01	5.22	5.97	6.25	6.44
A. Credit Market regulations	0.00	0.00	6.46	7.06	6.76	7.13	7.14
(i) Ownership of banks	0.00	0.00	0.00	2.00	2.00	2.00	2.00
(ii) Private sector credit			9.39	9.18	9.28	9.40	9.41
(iii) Interest rate controls / negative real interest rates	0.00	0.00	10.00	10.00	9.00	10.00	10.00
B. Labor Market regulations		3.16	4.15	4.98	5.66	5.60	5.54
(i) Hiring regulations and minimum wage			4.37	8.90	8.90	8.90	8.90
(ii) Hiring and firing regulations		4.30	5.10	5.27	5.45	5.76	5.77
(iii) Centralized collective bargaining	4.49	5.18	7.67	7.44	7.10	6.42	6.05
(iv) Hours regulations			6.18	6.70	10.00	10.00	10.00
(v) Mandated cost of worker dismissal			1.56	1.56	2.52	2.52	2.52
(vi) Conscriptation	0.00	0.00	0.00	0.00	0.00	0.00	0.00
C. Business regulations			4.41	3.61	5.49	6.03	6.63
(i) Administrative requirements			7.60	3.96	4.89	5.25	5.63
(ii) Bureaucracy costs			5.40	2.00	5.15	3.78	3.11
(iii) Starting a business			4.96	8.08	8.42	9.07	9.71
(iv) Impartial public administration	4.16	4.04	3.87	3.87	3.90	4.05	3.78
(v) Licensing restrictions				3.52	5.04	6.92	9.11
(vi) Cost of tax compliance			0.23	0.23	5.54	7.10	8.45

Colombia

	1980	1990	2000	2005	2010	2015	2018
Summary Ratings (Rank)	Rating (Rank) 4.82 (69)	Rating (Rank) 5.31 (67)	Rating (Rank) 5.89 (92)	Rating (Rank) 6.48 (86)	Rating (Rank) 6.72 (87)	Rating (Rank) 6.62 (100)	Rating (Rank) 6.71 (92)
	Rating (Data)	Rating (Data)	Rating (Data)	Rating (Data)	Rating (Data)	Rating (Data)	Rating (Data)
1. Size of Government	5.70	7.30	5.90	7.06	6.62	6.30	6.64
A. Government consumption	8.07 (12.57)	7.78 (13.56)	6.13 (19.17)	6.81 (16.86)	6.73 (17.13)	6.54 (17.78)	6.42 (18.16)
B. Transfers and subsidies	9.35 (2.9)	9.13 (3.7)	8.71 (5.24)	7.60 (9.32)	8.10 (7.47)	7.84 (8.43)	8.00 (7.85)
C. Government investment	2.36 (41.75)	4.89 (32.9)	0.99 (46.53)	7.20 (24.81)	5.10 (32.13)	5.49 (30.79)	6.58 (26.97)
D. Top marginal tax rate	2.00	8.00	5.50	5.50	5.00	4.50	4.50
(i) Top marginal income tax rate	2.00 (56)	8.00 (30)	7.00 (35)	7.00 (35)	7.00 (35)	7.00 (33)	7.00 (33)
(ii) Top marginal income and payroll tax rate		8.00 (30)	4.00 (43.4)	4.00 (45)	3.00 (47)	2.00 (52)	2.00 (52)
E. State ownership of assets	6.73	6.73	8.18	8.18	8.18	7.14	7.71
2. Legal System and Property Rights	4.86	4.73	4.75	4.83	4.82	4.49	4.57
A. Judicial independence	4.86	4.57	4.58	4.68	4.69	4.56	4.10
B. Impartial courts	3.56	3.69	4.53	4.28	4.23	3.92	3.90
C. Protection of property rights	5.59	4.70	3.97	4.97	4.57	5.35	4.89
D. Military interference in rule of law and politics	6.67	5.00	3.33	3.33	3.33	3.33	4.20
E. Integrity of the legal system	3.24	3.28	3.99	3.76	4.69	4.74	4.35
F. Legal enforcement of contracts	5.25	3.15	3.15	3.15	3.17	3.48	3.11
G. Regulatory restrictions on sale of real property		8.74	8.74	8.74	9.06	9.04	9.06
H. Reliability of police			5.72	5.72	5.56	3.99	4.33
<i>Gender Legal Rights Adjustment</i>	1.00	1.00	1.00	1.00	0.96	0.87	0.93
3. Sound Money	4.86	4.90	6.31	7.81	8.20	8.03	8.28
A. Money growth	6.63 (16.85)	6.21 (18.97)	8.28 (8.61)	7.69 (11.53)	8.97 (5.17)	8.96 (5.21)	9.50 (2.51)
B. Standard deviation of inflation	8.33 (4.17)	9.09 (2.27)	8.81 (2.97)	9.57 (1.09)	9.30 (1.75)	9.15 (2.13)	9.29 (1.78)
C. Inflation: most recent year	4.48 (27.61)	4.29 (28.55)	8.16 (9.22)	8.99 (5.05)	9.54 (2.28)	9.00 (5.01)	9.35 (3.24)
D. Freedom to own foreign currency bank accounts	0.00	0.00	0.00	5.00	5.00	5.00	5.00
4. Freedom to Trade Internationally	3.62	4.32	6.22	6.26	6.79	6.77	6.62
A. Tariffs	4.05	5.53	7.85	7.72	7.31	8.00	8.14
(i) Revenue from trade taxes (% of trade sector)	4.80 (7.8)	5.99 (6.01)	8.37 (2.44)	8.73 (1.9)	7.97 (3.04)	8.85 (1.73)	9.13 (1.31)
(ii) Mean tariff rate	3.30 (33.5)	3.92 (30.4)	7.66 (11.7)	7.62 (11.9)	7.50 (12.5)	8.86 (5.7)	8.92 (5.4)
(iii) Standard deviation of tariff rates		6.68 (8.3)	7.52 (6.2)	6.80 (8)	6.45 (8.88)	6.28 (9.29)	6.37 (9.07)
B. Regulatory trade barriers			6.20	4.98	6.56	4.42	4.33
(i) Non-tariff trade barriers			4.90	4.83	4.94	5.21	4.77
(ii) Compliance cost of importing and exporting			7.50	5.13	8.18	3.63	3.89
C. Black-market exchange rates	6.80	6.60	10.00	8.07	9.02	9.53	8.89
D. Controls of the movement of capital and people	0.00	0.83	0.83	4.28	4.26	5.11	5.11
(i) Financial openness	0.00	1.66	1.66	4.16	4.16	4.16	4.16
(ii) Capital controls	0.00	0.00	0.00	0.77	0.77	1.54	1.54
(iii) Freedom of foreigners to visit				7.90	7.85	9.62	9.62
5. Regulation	5.06	5.31	6.24	6.43	7.17	7.52	7.41
A. Credit Market regulations	8.00	8.20	8.70	8.24	8.49	9.47	9.91
(i) Ownership of banks	8.00	8.00	8.00	8.00	8.00	10.00	10.00
(ii) Private sector credit		8.61	8.10	6.72	7.46	8.42	9.73
(iii) Interest rate controls / negative real interest rates	8.00	8.00	10.00	10.00	10.00	10.00	10.00
B. Labor Market regulations			4.00	5.37	5.92	5.98	5.84
(i) Hiring regulations and minimum wage			2.85	7.80	8.90	8.90	8.90
(ii) Hiring and firing regulations		5.50	4.15	5.05	4.91	3.94	3.67
(iii) Centralized collective bargaining			5.93	6.81	6.92	7.22	6.67
(iv) Hours regulations			5.51	8.00	10.00	10.00	10.00
(v) Mandated cost of worker dismissal			4.53	4.53	4.82	4.82	4.82
(vi) Conscription	0.00	0.00	1.00	0.00	0.00	1.00	1.00
C. Business regulations			6.02	5.69	7.09	7.11	6.49
(i) Administrative requirements			6.43	2.61	3.17	2.69	2.80
(ii) Bureaucracy costs			6.75	5.81	7.88	7.78	6.00
(iii) Starting a business			8.38	8.38	9.47	9.63	9.53
(iv) Impartial public administration	4.53	3.66	3.66	4.35	4.80	5.51	4.70
(v) Licensing restrictions				8.09	9.39	9.72	8.75
(vi) Cost of tax compliance			4.89	4.89	7.84	7.32	7.14

Congo, Dem. Rep.

	1980	1990	2000	2005	2010	2015	2018
	Rating (Rank)	Rating (Rank)	Rating (Rank)	Rating (Rank)	Rating (Rank)	Rating (Rank)	Rating (Rank)
Summary Ratings (Rank)	2.94 (111)	3.07 (115)	3.80 (124)	4.66 (138)	5.55 (139)	5.60 (143)	5.15 (154)
	Rating (Data)	Rating (Data)	Rating (Data)	Rating (Data)	Rating (Data)	Rating (Data)	Rating (Data)
1. Size of Government	5.92	5.66	6.75	6.71	6.41	6.86	7.57
A. Government consumption	9.04 (9.28)	8.03 (12.7)	9.29 (8.41)	9.16 (8.87)	8.72 (10.35)	8.61 (10.74)	9.40 (8.04)
B. Transfers and subsidies	9.97 (0.6)	9.92 (0.8)	10.00 (0.01)	9.48 (2.4)	8.85 (4.72)	10.00 (0.27)	10.00 (0.21)
C. Government investment			9.53 (16.64)	7.85 (22.52)	7.82 (22.62)	7.31 (24.4)	10.00 (2.07)
D. Top marginal tax rate	1.00	1.00	0.50	2.50	2.50	4.00	4.00
(i) Top marginal income tax rate	1.00 (60)	1.00 (60)	1.00 (60)	3.00 (50)	3.00 (50)	5.00 (40)	5.00 (40)
(ii) Top marginal income and payroll tax rate		1.00 (60)	0.00 (63)	2.00 (54)	2.00 (54)	3.00 (49)	3.00 (48)
E. State ownership of assets	3.69	3.69	4.43	4.56	4.16	4.38	4.47
2. Legal System and Property Rights	1.73	1.80	1.78	2.16	2.91	2.49	2.89
A. Judicial independence	1.73	2.05	2.21	2.92	2.96	2.52	2.68
B. Impartial courts	3.15	2.67	2.39	2.74	2.75	2.87	2.69
C. Protection of property rights	4.12	4.12	3.55	4.01	4.01	4.11	3.51
D. Military interference in rule of law and politics	1.67	1.67	1.67	2.08	2.08	2.08	2.50
E. Integrity of the legal system	2.28	2.39	2.85	2.80	2.86	2.78	2.81
F. Legal enforcement of contracts		0.30	0.30	0.30	0.87	0.97	0.97
G. Regulatory restrictions on sale of real property		5.67	5.67	5.80	6.74	5.39	5.96
H. Reliability of police				5.26	5.26	4.44	3.15
<i>Gender Legal Rights Adjustment</i>	0.33	0.33	0.33	0.33	0.69	0.59	0.90
3. Sound Money	1.10	0.00	1.25	5.04	7.89	7.99	4.78
A. Money growth	4.39 (28.06)	0.00 (62.92)	0.00 (2290)	4.44 (27.79)	5.55 (22.27)	9.30 (3.52)	7.81 (10.94)
B. Standard deviation of inflation	0.00 (25.49)	0.00 (30.17)	0.00 (248.28)	0.00 (163.85)	7.41 (6.46)	7.80 (5.51)	2.18 (19.55)
C. Inflation: most recent year	0.00 (51.4)	0.00 (108.95)	0.00 (550.01)	5.74 (21.32)	8.58 (7.1)	9.85 (0.74)	4.14 (29.3)
D. Freedom to own foreign currency bank accounts	0.00	0.00	5.00	10.00	10.00	5.00	5.00
4. Freedom to Trade Internationally	2.01	4.24	4.14	5.03	5.27	4.98	5.21
A. Tariffs	4.21	4.90	8.70	7.40	7.74	7.75	7.75
(i) Revenue from trade taxes (% of trade sector)	3.13 (10.3)	3.93 (9.1)	8.70 (1.95)	7.03 (4.45)	7.79 (3.32)	7.79 (3.32)	7.79 (3.32)
(ii) Mean tariff rate	5.28 (23.6)	5.86 (20.7)		7.60 (12)	7.80 (11)	7.82 (10.9)	7.82 (10.9)
(iii) Standard deviation of tariff rates				7.55 (6.12)	7.62 (5.94)	7.65 (5.89)	7.65 (5.89)
B. Regulatory trade barriers				2.19	2.54	1.61	2.55
(i) Non-tariff trade barriers						3.21	5.09
(ii) Compliance cost of importing and exporting				2.19	2.54	0.00	0.00
C. Black-market exchange rates	0.00	6.00	1.43	10.00	10.00	10.00	10.00
D. Controls of the movement of capital and people	1.83	1.83	2.28	0.55	0.81	0.55	0.55
(i) Financial openness	1.66	1.66	2.26	1.66	1.66		
(ii) Capital controls	2.00	2.00	2.31	0.00	0.77	0.77	0.77
(iii) Freedom of foreigners to visit				0.00	0.00	0.33	0.33
5. Regulation	3.94	3.65	5.07	4.36	5.26	5.68	5.31
A. Credit Market regulations	4.34	2.88	6.31	4.81	6.33	6.33	5.67
(i) Ownership of banks	0.00	0.00	0.00	0.00	0.00	0.00	0.00
(ii) Private sector credit	8.69	8.65	8.94	9.43	10.00	10.00	10.00
(iii) Interest rate controls / negative real interest rates		0.00	10.00	5.00	9.00	9.00	7.00
B. Labor Market regulations			5.11	5.11	5.67	5.82	5.49
(i) Hiring regulations and minimum wage			5.00	5.00	1.67	5.00	1.67
(ii) Hiring and firing regulations						3.93	3.94
(iii) Centralized collective bargaining						6.96	6.33
(iv) Hours regulations			5.30	5.30	8.00	6.00	8.00
(v) Mandated cost of worker dismissal			7.13	7.13	10.00	10.00	10.00
(vi) Conscription	3.00	3.00	3.00	3.00	3.00	3.00	3.00
C. Business regulations			3.80	3.17	3.79	4.90	4.77
(i) Administrative requirements						4.37	3.20
(ii) Bureaucracy costs					0.91	0.00	0.00
(iii) Starting a business			3.33	3.33	4.59	9.32	9.59
(iv) Impartial public administration	0.00	0.00	1.51	1.24	1.24	0.67	0.78
(v) Licensing restrictions				1.54	5.99	8.92	8.90
(vi) Cost of tax compliance			6.55	6.55	6.23	6.12	6.12

Congo, Republic

	1980	1990	2000	2005	2010	2015	2018
Summary Ratings (Rank)	Rating (Rank) 4.30 (90)	Rating (Rank) 4.92 (85)	Rating (Rank) 4.75 (121)	Rating (Rank) 4.99 (136)	Rating (Rank) 4.72 (150)	Rating (Rank) 4.83 (156)	Rating (Rank) 5.03 (156)
	Rating (Data)	Rating (Data)	Rating (Data)	Rating (Data)	Rating (Data)	Rating (Data)	Rating (Data)
1. Size of Government	2.55	5.53	4.57	4.76	4.54	4.90	6.70
A. Government consumption	3.72 (27.34)	6.42 (18.16)	1.60 (34.55)	2.33 (32.09)	5.51 (21.28)	5.58 (21.04)	5.50 (21.31)
B. Transfers and subsidies			9.55 (2.15)	9.31 (3.03)	9.67 (1.7)	10.00 (0.46)	10.00 (0.44)
C. Government investment		9.80 (15.69)	4.79 (33.25)	5.24 (31.67)	0.10 (49.64)	0.00 (57.67)	9.41 (17.07)
D. Top marginal tax rate		4.00	3.00	3.00	3.50	3.00	4.00
(i) Top marginal income tax rate		4.00 (50)	3.00 (50)	3.00 (50)	4.00 (45)	4.00 (45)	5.00 (40)
(ii) Top marginal income and payroll tax rate					3.00 (49)	2.00 (51)	3.00 (46)
E. State ownership of assets	1.39	1.88	3.91	3.91	3.91	5.91	4.61
2. Legal System and Property Rights	2.93	2.90	4.21	4.30	3.63	3.24	3.27
A. Judicial independence	2.56	3.32	4.04	4.12	2.84	3.00	3.22
B. Impartial courts	2.96	3.01	3.80	3.64	3.35	3.51	3.43
C. Protection of property rights	3.72	3.72	4.47	4.60	5.03	4.17	4.61
D. Military interference in rule of law and politics	3.33	3.33	10.00	10.00	4.17	4.17	5.00
E. Integrity of the legal system	3.74	3.85	3.80	4.00	3.99	3.83	3.83
F. Legal enforcement of contracts		3.01	3.01	3.01	3.01	3.01	3.01
G. Regulatory restrictions on sale of real property		2.41	2.41	2.41	3.96	4.92	4.51
H. Reliability of police			6.06	6.59	6.03		
<i>Gender Legal Rights Adjustment</i>	0.79	0.79	0.79	0.79	0.79	0.71	0.66
3. Sound Money	5.45	5.96	4.29	5.33	4.69	5.77	4.90
A. Money growth	8.78 (6.12)	9.81 (0.93)	7.24 (13.81)	8.60 (7.01)	7.56 (12.19)	9.89 (-0.53)	7.22 (-13.89)
B. Standard deviation of inflation	7.04 (7.41)	4.20 (14.51)	0.10 (24.75)	3.79 (15.52)	2.21 (19.48)	4.11 (14.73)	2.63 (18.43)
C. Inflation: most recent year	5.97 (20.14)	9.85 (-0.77)	9.83 (-0.84)	8.94 (5.28)	9.00 (5)	9.10 (4.51)	9.76 (1.2)
D. Freedom to own foreign currency bank accounts	0.00	0.00	0.00	0.00	0.00	0.00	0.00
4. Freedom to Trade Internationally	5.97	4.85	6.09	4.97	5.13	4.79	5.40
A. Tariffs	7.47	4.53	7.43	7.21	7.35	7.58	7.99
(i) Revenue from trade taxes (% of trade sector)	7.47 (3.8)	4.53 (8.2)	9.25 (1.13)	9.20 (1.2)	9.41 (0.88)	9.35 (0.98)	9.35 (0.98)
(ii) Mean tariff rate			6.48 (17.6)	6.18 (19.1)	6.42 (17.9)	6.38 (18.1)	7.62 (11.9)
(iii) Standard deviation of tariff rates			6.56 (8.6)	6.25 (9.38)	6.21 (9.49)	7.00 (7.5)	7.00 (7.5)
B. Regulatory trade barriers				2.10	2.10	0.00	2.01
(i) Non-tariff trade barriers							4.03
(ii) Compliance cost of importing and exporting				2.10	2.10	0.00	0.00
C. Black-market exchange rates	9.60	9.20	10.00	10.00	10.00	10.00	10.00
D. Controls of the movement of capital and people	0.83	0.83	0.83	0.55	1.07	1.58	1.58
(i) Financial openness	1.66	1.66	1.66	1.66	1.66	1.66	1.66
(ii) Capital controls	0.00	0.00	0.00	0.00	1.54	1.54	1.54
(iii) Freedom of foreigners to visit				0.00	0.00	1.55	1.55
5. Regulation	4.63	5.33	4.58	5.57	5.63	5.42	4.90
A. Credit Market regulations	3.00	5.45	3.49	5.33	6.33	6.05	4.04
(i) Ownership of banks	0.00	0.00	0.00	0.00	0.00	0.00	0.00
(ii) Private sector credit		6.36	7.48	10.00	10.00	9.16	8.13
(iii) Interest rate controls / negative real interest rates	6.00	10.00	3.00	6.00	9.00	9.00	4.00
B. Labor Market regulations			6.01	6.29	6.48	5.66	5.66
(i) Hiring regulations and minimum wage			1.10	2.20	2.23	1.10	1.10
(ii) Hiring and firing regulations							
(iii) Centralized collective bargaining							
(iv) Hours regulations			6.00	6.00	6.00	4.00	4.00
(v) Mandated cost of worker dismissal			6.94	6.94	7.68	7.53	7.53
(vi) Conscription	10.00	10.00	10.00	10.00	10.00	10.00	10.00
C. Business regulations			4.24	5.10	4.07	4.56	4.99
(i) Administrative requirements							
(ii) Bureaucracy costs					0.76	0.67	2.22
(iii) Starting a business			6.20	6.72	5.48	7.45	7.75
(iv) Impartial public administration	1.17	2.07	3.31	3.31	3.31	3.21	3.50
(v) Licensing restrictions				7.17	7.60	8.23	8.23
(vi) Cost of tax compliance			3.21	3.21	3.21	3.25	3.25

Costa Rica

	1980	1990	2000	2005	2010	2015	2018
	Rating (Rank)	Rating (Rank)	Rating (Rank)	Rating (Rank)	Rating (Rank)	Rating (Rank)	Rating (Rank)
Summary Ratings (Rank)	5.95 (31)	7.12 (21)	7.60 (28)	7.58 (32)	7.40 (49)	7.70 (34)	7.62 (39)
	Rating (Data)	Rating (Data)	Rating (Data)	Rating (Data)	Rating (Data)	Rating (Data)	Rating (Data)
1. Size of Government	6.02	7.62	7.93	8.28	7.76	7.65	7.40
A. Government consumption	5.37 (21.75)	5.04 (22.85)	6.94 (16.4)	6.66 (17.36)	5.49 (21.35)	5.39 (21.67)	5.55 (21.14)
B. Transfers and subsidies	8.50 (6)	8.77 (5)	8.59 (5.66)	8.64 (5.5)	9.42 (2.63)	8.50 (6)	8.75 (5.09)
C. Government investment		10.00 (13.25)	10.00 (13.4)	10.00 (9.92)	10.00 (13.97)	10.00 (14.36)	9.44 (16.96)
D. Top marginal tax rate	5.00	8.00	7.00	9.00	6.50	6.50	6.50
(i) Top marginal income tax rate	5.00 (50)	9.00 (25)	9.00 (25)	10.00 (15-25)	9.00 (25)	9.00 (25)	9.00 (25)
(ii) Top marginal income and payroll tax rate		7.00 (33)	5.00 (39)	8.00 (24-33)	4.00 (43)	4.00 (44)	4.00 (44)
E. State ownership of assets	5.23	6.28	7.12	7.12	7.38	7.84	6.74
2. Legal System and Property Rights	6.94	6.57	6.29	6.56	6.32	6.14	6.16
A. Judicial independence	6.49	6.54	6.59	6.76	6.64	6.93	6.33
B. Impartial courts	4.64	6.06	6.20	6.04	5.43	5.32	5.33
C. Protection of property rights	6.76	5.63	4.77	5.54	5.57	6.10	6.63
D. Military interference in rule of law and politics	10.00	10.00	10.00	10.00	10.00	10.00	10.00
E. Integrity of the legal system	6.79	7.16	7.20	7.13	6.72	6.29	5.88
F. Legal enforcement of contracts		2.16	2.16	3.52	3.52	3.52	3.52
G. Regulatory restrictions on sale of real property		8.42	8.42	8.45	8.50	8.52	8.67
H. Reliability of police			5.02	5.02	6.13	5.79	6.03
<i>Gender Legal Rights Adjustment</i>	1.00	1.00	1.00	1.00	0.93	0.87	0.88
3. Sound Money	8.04	8.41	7.88	8.75	8.00	9.75	9.71
A. Money growth	7.72 (11.41)	8.66 (6.72)	5.16 (24.22)	8.37 (8.14)	8.75 (6.23)	9.39 (3.07)	9.73 (-1.34)
B. Standard deviation of inflation	8.22 (4.46)	8.68 (3.29)	8.55 (3.63)	9.40 (1.49)	9.36 (1.61)	9.79 (0.53)	9.55 (1.12)
C. Inflation: most recent year	6.23 (18.83)	6.29 (18.57)	7.80 (10.99)	7.24 (13.8)	8.87 (5.66)	9.84 (0.8)	9.56 (2.22)
D. Freedom to own foreign currency bank accounts	10.00	10.00	10.00	10.00	5.00	10.00	10.00
4. Freedom to Trade Internationally	1.93	6.04	8.37	7.85	8.15	8.24	8.04
A. Tariffs	3.23	5.63	8.40	8.08	8.15	7.91	7.99
(i) Revenue from trade taxes (% of trade sector)	6.47 (5.3)	5.33 (7)	9.28 (1.08)	9.24 (1.14)	9.17 (1.25)	8.61 (2.08)	8.65 (2.03)
(ii) Mean tariff rate	0.00 (55)	6.72 (16.4)	8.92 (5.4)	8.60 (7)	8.92 (5.4)	8.88 (5.6)	8.88 (5.6)
(iii) Standard deviation of tariff rates		4.84 (12.9)	7.00 (7.5)	6.39 (9.03)	6.35 (9.13)	6.24 (9.41)	6.44 (8.9)
B. Regulatory trade barriers			6.50	4.84	6.71	6.07	6.22
(i) Non-tariff trade barriers			5.17	4.70	5.29	4.67	4.97
(ii) Compliance cost of importing and exporting			7.83	4.98	8.14	7.47	7.47
C. Black-market exchange rates	0.00	10.00	10.00	10.00	10.00	10.00	10.00
D. Controls of the movement of capital and people	2.55	2.50	8.59	8.49	7.76	8.99	7.97
(i) Financial openness	3.11	0.00	7.17	7.17	7.17	10.00	10.00
(ii) Capital controls	2.00	5.00	10.00	9.09	6.92	7.69	4.62
(iii) Freedom of foreigners to visit				9.20	9.18	9.29	9.29
5. Regulation	6.84	6.98	7.53	6.43	6.78	6.71	6.81
A. Credit Market regulations	8.18	8.50	9.21	7.50	7.14	6.71	7.13
(i) Ownership of banks	10.00	10.00	10.00	5.00	5.00	5.00	5.00
(ii) Private sector credit	6.37	7.51	8.64	8.49	7.42	6.13	6.39
(iii) Interest rate controls / negative real interest rates		8.00	9.00	9.00	9.00	9.00	10.00
B. Labor Market regulations			6.21	5.94	6.21	6.19	6.02
(i) Hiring regulations and minimum wage			3.46	1.10	2.23	2.23	2.23
(ii) Hiring and firing regulations			4.97	5.51	5.34	5.37	4.32
(iii) Centralized collective bargaining			5.00	5.73	6.04	5.90	5.91
(iv) Hours regulations			6.51	6.00	8.00	8.00	8.00
(v) Mandated cost of worker dismissal			7.31	7.31	5.66	5.66	5.66
(vi) Conscription	10.00	10.00	10.00	10.00	10.00	10.00	10.00
C. Business regulations			7.16	5.86	6.99	7.23	7.26
(i) Administrative requirements			6.83	2.58	3.45	2.61	2.78
(ii) Bureaucracy costs			6.15	2.35	5.76	4.89	4.67
(iii) Starting a business			7.31	7.29	7.96	9.18	9.16
(iv) Impartial public administration	8.38	9.28	10.00	10.00	10.00	9.41	10.00
(v) Licensing restrictions				7.48	7.56	8.99	8.67
(vi) Cost of tax compliance			5.49	5.49	7.24	8.31	8.31

Côte d'Ivoire

	1980	1990	2000	2005	2010	2015	2018
Summary Ratings (Rank)	Rating (Rank) 4.97 (65)	Rating (Rank) 4.98 (82)	Rating (Rank) 5.86 (93)	Rating (Rank) 5.96 (112)	Rating (Rank) 5.67 (136)	Rating (Rank) 5.89 (131)	Rating (Rank) 6.09 (128)
	Rating (Data)	Rating (Data)	Rating (Data)	Rating (Data)	Rating (Data)	Rating (Data)	Rating (Data)
1. Size of Government	4.77	4.77	8.66	8.46	6.76	6.16	6.20
A. Government consumption	5.54 (21.17)	6.20 (18.93)	8.18 (12.2)	8.82 (10.02)	7.25 (15.36)	7.17 (15.62)	6.66 (17.34)
B. Transfers and subsidies	9.01 (4.15)		9.48 (2.41)	9.35 (2.89)	9.66 (1.75)	9.16 (3.58)	9.40 (2.72)
C. Government investment	0.92 (46.79)	2.24 (42.16)	7.56 (23.56)	6.15 (28.48)	6.37 (27.69)	4.41 (34.55)	4.70 (33.57)
D. Top marginal tax rate	5.00	4.00	10.00	10.00	2.50	2.00	2.00
(i) Top marginal income tax rate	5.00 (45)	4.00 (45)	10.00 (10)	10.00 (10)	3.00 (47)	3.00 (47)	3.00 (47)
(ii) Top marginal income and payroll tax rate					2.00 (52)	1.00 (58)	1.00 (58)
E. State ownership of assets	3.39	6.63	8.08	8.01	8.01	8.08	8.25
2. Legal System and Property Rights	4.13	3.33	2.23	2.72	2.99	4.59	4.59
A. Judicial independence	4.28	4.08	3.11	3.19	3.17	4.48	4.10
B. Impartial courts	3.53	3.51	2.87	2.69	3.25	4.42	4.22
C. Protection of property rights	4.19	4.19	4.03	4.04	3.78	4.88	4.92
D. Military interference in rule of law and politics	8.33	8.33	0.28	1.67	2.50	3.33	5.00
E. Integrity of the legal system	6.22	4.99	5.34	4.92	4.91	5.06	4.90
F. Legal enforcement of contracts		2.47	2.47	2.47	2.47	3.97	3.97
G. Regulatory restrictions on sale of real property		0.43	0.43	4.23	4.26	6.93	6.93
H. Reliability of police			2.88	2.88	2.35	5.08	4.03
<i>Gender Legal Rights Adjustment</i>	0.56	0.67	0.67	0.67	0.79	0.92	0.93
3. Sound Money	5.00	6.90	6.69	6.73	6.56	7.00	7.32
A. Money growth	8.66 (6.69)	9.18 (-4.12)	9.79 (1.06)	8.49 (7.54)	7.81 (10.93)	8.91 (5.45)	9.94 (-0.28)
B. Standard deviation of inflation	6.18 (9.55)	9.34 (1.64)	7.48 (6.29)	9.21 (1.98)	8.75 (3.12)	9.35 (1.63)	9.42 (1.46)
C. Inflation: most recent year	5.17 (24.14)	9.10 (-4.52)	9.51 (2.46)	9.22 (3.89)	9.66 (1.68)	9.75 (1.24)	9.91 (0.44)
D. Freedom to own foreign currency bank accounts	0.00	0.00	0.00	0.00	0.00	0.00	0.00
4. Freedom to Trade Internationally	4.89	4.37	5.53	5.91	5.92	5.32	5.41
A. Tariffs	2.98	3.07	5.77	6.51	6.60	6.74	6.51
(i) Revenue from trade taxes (% of trade sector)	1.47 (12.8)	2.73 (10.9)	3.99 (9.02)	4.80 (7.8)	4.88 (7.68)	5.63 (6.56)	4.95 (7.58)
(ii) Mean tariff rate	4.50 (27.5)	3.40 (33)	7.60 (12)	7.48 (12.6)	7.62 (11.9)	7.56 (12.2)	7.56 (12.2)
(iii) Standard deviation of tariff rates			5.72 (10.7)	7.26 (6.84)	7.29 (6.78)	7.02 (7.44)	7.02 (7.44)
B. Regulatory trade barriers				5.55	5.49	2.93	3.52
(i) Non-tariff trade barriers					5.15	4.03	5.21
(ii) Compliance cost of importing and exporting				5.55	5.82	1.83	1.83
C. Black-market exchange rates	9.60	9.20	10.00	10.00	10.00	10.00	10.00
D. Controls of the movement of capital and people	2.08	0.83	0.83	1.58	1.58	1.62	1.62
(i) Financial openness	4.16	1.66	1.66	1.66	1.66	1.66	1.66
(ii) Capital controls	0.00	0.00	0.00	0.77	0.77	0.77	0.77
(iii) Freedom of foreigners to visit				2.30	2.32	2.43	2.43
5. Regulation	6.06	5.53	6.18	5.99	6.11	6.37	6.92
A. Credit Market regulations	6.56	6.39	7.26	7.67	7.53	7.03	7.69
(i) Ownership of banks	2.00	2.00	8.00	8.00	8.00	8.00	10.00
(ii) Private sector credit	9.67	9.17	7.78	9.00	9.58	8.08	8.08
(iii) Interest rate controls / negative real interest rates	8.00	8.00	6.00	6.00	5.00	5.00	5.00
B. Labor Market regulations			5.04	4.61	5.78	5.74	6.07
(i) Hiring regulations and minimum wage			4.40	6.70	6.67	4.43	5.57
(ii) Hiring and firing regulations					5.99	4.70	4.95
(iii) Centralized collective bargaining					7.44	6.75	7.36
(iv) Hours regulations			5.30	5.30	6.00	8.00	8.00
(v) Mandated cost of worker dismissal			5.46	5.46	7.57	7.57	7.57
(vi) Conscription	10.00	5.00	5.00	1.00	1.00	3.00	3.00
C. Business regulations			6.23	5.68	5.02	6.36	7.01
(i) Administrative requirements					3.53	5.07	4.04
(ii) Bureaucracy costs					3.18	3.33	4.22
(iii) Starting a business			6.01	6.41	6.93	9.57	9.77
(iv) Impartial public administration	5.95	6.23	5.69	4.79	4.89	7.93	7.86
(v) Licensing restrictions				4.54	4.63	5.26	8.25
(vi) Cost of tax compliance			6.97	6.97	6.97	6.97	7.90

Croatia

	1980	1990	2000	2005	2010	2015	2018
	Rating (Rank)	Rating (Rank)	Rating (Rank)	Rating (Rank)	Rating (Rank)	Rating (Rank)	Rating (Rank)
Summary Ratings (Rank)			6.24 (82)	6.58 (79)	6.96 (75)	7.25 (63)	7.36 (61)
	Rating (Data)	Rating (Data)	Rating (Data)	Rating (Data)	Rating (Data)	Rating (Data)	Rating (Data)
1. Size of Government			4.08	4.84	5.41	5.47	5.79
A. Government consumption			2.45 (31.66)	4.86 (23.49)	4.32 (25.3)	4.22 (25.65)	4.40 (25.05)
B. Transfers and subsidies			4.65 (20.13)	4.35 (21.23)	4.79 (19.63)	5.12 (18.42)	5.70 (16.3)
C. Government investment			5.14 (31.99)	7.83 (22.59)	9.05 (18.33)	9.30 (17.45)	9.31 (17.42)
D. Top marginal tax rate			2.00	1.00	1.50	2.00	3.00
(i) Top marginal income tax rate			4.00 (35-53)	2.00 (45-63)	3.00 (44-51)	4.00 (40-47)	5.00 (40-47)
(ii) Top marginal income and payroll tax rate			0.00 (55.9-68)	0.00 (62-75)	0.00 (62-67)	0.00 (58-63)	1.00 (58-63)
E. State ownership of assets			6.17	6.17	7.39	6.70	6.53
2. Legal System and Property Rights		5.06	5.06	5.42	5.93	5.93	5.98
A. Judicial independence	2.42	2.67	4.21	4.71	4.87	4.98	4.55
B. Impartial courts		5.03	4.27	4.79	4.50	4.20	4.03
C. Protection of property rights		5.69	5.03	5.60	5.51	5.34	5.74
D. Military interference in rule of law and politics		6.94	6.94	8.33	8.33	8.33	8.30
E. Integrity of the legal system		7.02	7.51	7.48	7.14	7.03	6.75
F. Legal enforcement of contracts		5.40	5.40	5.40	5.40	5.14	4.64
G. Regulatory restrictions on sale of real property		3.36	3.36	3.36	6.39	7.18	8.39
H. Reliability of police			4.53	4.53	6.16	6.45	5.44
<i>Gender Legal Rights Adjustment</i>	0.96	0.96	0.96	0.96	0.96	0.95	1.00
3. Sound Money		2.50	7.88	8.20	8.42	9.28	9.37
A. Money growth			8.28 (8.6)	8.62 (6.89)	9.64 (-1.78)	7.63 (11.86)	8.10 (9.48)
B. Standard deviation of inflation			9.15 (2.11)	9.87 (0.34)	9.23 (1.92)	9.59 (1.02)	9.67 (0.83)
C. Inflation: most recent year		0.00 (500)	9.07 (4.63)	9.33 (3.34)	9.79 (1.05)	9.91 (-0.46)	9.70 (1.5)
D. Freedom to own foreign currency bank accounts		5.00	5.00	5.00	5.00	10.00	10.00
4. Freedom to Trade Internationally			7.26	7.57	7.84	8.28	8.22
A. Tariffs			8.47	8.82	8.73	8.36	8.12
(i) Revenue from trade taxes (% of trade sector)			8.29 (2.57)	9.56 (0.66)	9.52 (0.72)	9.10 (1.35)	9.13 (1.3)
(ii) Mean tariff rate			8.66 (6.7)	9.52 (2.4)	9.04 (4.8)	8.98 (5.1)	8.96 (5.2)
(iii) Standard deviation of tariff rates				7.37 (6.57)	7.64 (5.9)	7.00 (7.5)	6.26 (9.36)
B. Regulatory trade barriers			8.50	6.43	6.56	8.33	8.35
(i) Non-tariff trade barriers				6.00	5.63	6.70	6.72
(ii) Compliance cost of importing and exporting			8.50	6.86	7.49	9.96	9.98
C. Black-market exchange rates		0.00	10.00	10.00	10.00	10.00	10.00
D. Controls of the movement of capital and people		0.00	2.08	5.04	6.08	6.41	6.41
(i) Financial openness			4.16	6.99	6.99	6.99	6.99
(ii) Capital controls		0.00	0.00	1.54	4.62	4.62	4.62
(iii) Freedom of foreigners to visit				6.60	6.64	7.63	7.63
5. Regulation			6.90	6.87	7.20	7.32	7.46
A. Credit Market regulations		0.00	8.76	9.32	8.95	8.74	9.33
(i) Ownership of banks		0.00	10.00	10.00	10.00	8.00	8.00
(ii) Private sector credit			7.28	8.97	7.85	8.22	10.00
(iii) Interest rate controls / negative real interest rates			9.00	9.00	9.00	10.00	10.00
B. Labor Market regulations			4.42	5.58	6.39	6.45	6.41
(i) Hiring regulations and minimum wage			3.90	3.90	2.23	5.57	5.57
(ii) Hiring and firing regulations			3.83	5.13	3.66	2.81	2.64
(iii) Centralized collective bargaining			6.17	7.07	6.92	6.80	6.72
(iv) Hours regulations			6.00	6.00	8.00	6.00	6.00
(v) Mandated cost of worker dismissal			3.60	6.38	7.51	7.51	7.51
(vi) Conscription			3.00	5.00	10.00	10.00	10.00
C. Business regulations			7.51	5.71	6.27	6.77	6.63
(i) Administrative requirements				3.22	2.05	1.71	1.58
(ii) Bureaucracy costs				5.70	6.21	5.56	6.89
(iii) Starting a business			8.85	9.01	9.64	9.62	9.29
(iv) Impartial public administration			6.29	6.03	7.22	7.20	5.81
(v) Licensing restrictions				2.51	4.68	8.83	8.52
(vi) Cost of tax compliance			7.40	7.80	7.80	7.69	7.69

Cyprus

	1980	1990	2000	2005	2010	2015	2018
Summary Ratings (Rank)	Rating (Rank) 5.28 (52)	Rating (Rank) 5.69 (54)	Rating (Rank) 6.50 (71)	Rating (Rank) 7.50 (36)	Rating (Rank) 7.81 (15)	Rating (Rank) 7.82 (26)	Rating (Rank) 7.84 (22)
	Rating (Data)	Rating (Data)	Rating (Data)	Rating (Data)	Rating (Data)	Rating (Data)	Rating (Data)
1. Size of Government	5.29	5.04	6.79	7.72	7.37	7.42	7.36
A. Government consumption	6.77 (16.97)	5.17 (22.43)	6.02 (19.53)	5.32 (21.92)	5.18 (22.39)	6.34 (18.45)	6.29 (18.61)
B. Transfers and subsidies	8.34 (6.6)	7.87 (8.3)	6.73 (12.51)	6.47 (13.47)	6.13 (14.71)	6.24 (14.32)	6.23 (14.32)
C. Government investment			9.59 (16.42)	9.68 (16.13)	8.92 (18.8)	9.45 (16.93)	10.00 (13.05)
D. Top marginal tax rate	1.00	0.50	4.00	8.00	7.50	6.50	7.00
(i) Top marginal income tax rate	1.00 (60)	1.00 (60)	5.00 (40)	8.00 (30)	8.00 (30)	7.00 (35)	7.00 (35)
(ii) Top marginal income and payroll tax rate		0.00 (62)	3.00 (48.3)	8.00 (30)	7.00 (35)	6.00 (37)	7.00 (35)
E. State ownership of assets	5.05	6.63	7.63	9.13	9.13	8.59	7.26
2. Legal System and Property Rights	4.48	5.48	5.94	6.22	6.33	5.87	6.22
A. Judicial independence	5.17	5.56	6.50	6.56	6.60	6.11	5.95
B. Impartial courts	4.45	5.94	6.09	6.30	6.26	5.31	5.35
C. Protection of property rights	5.85	5.85	5.40	6.58	6.76	5.73	6.54
D. Military interference in rule of law and politics	3.33	5.00	6.94	8.33	8.33	8.33	8.30
E. Integrity of the legal system	4.81	6.52	7.53	7.78	7.88	7.81	7.74
F. Legal enforcement of contracts			5.00	4.25	4.63	4.00	4.00
G. Regulatory restrictions on sale of real property			6.04	6.04	5.82	6.41	7.30
H. Reliability of police			6.57	6.57	7.08	5.76	6.40
<i>Gender Legal Rights Adjustment</i>	0.90	0.90	0.90	0.90	0.90	0.90	0.93
3. Sound Money	5.69	7.03	6.88	9.35	9.44	9.69	9.22
A. Money growth	6.40 (18)	9.45 (2.75)	8.65 (6.77)	8.48 (7.62)	9.03 (4.84)	9.75 (1.26)	7.74 (11.3)
B. Standard deviation of inflation	9.06 (2.36)	9.71 (0.72)	9.70 (0.75)	9.42 (1.45)	9.19 (2.03)	9.42 (1.46)	9.44 (1.4)
C. Inflation: most recent year	7.30 (13.5)	8.95 (5.27)	9.17 (4.14)	9.49 (2.56)	9.52 (2.38)	9.58 (-2.1)	9.71 (1.44)
D. Freedom to own foreign currency bank accounts	0.00	0.00	0.00	10.00	10.00	10.00	10.00
4. Freedom to Trade Internationally	5.66	5.10	6.96	8.17	8.47	8.48	8.48
A. Tariffs	6.96	5.47	7.99	8.39	8.34	8.36	8.12
(i) Revenue from trade taxes (% of trade sector)	7.33 (4)	7.20 (42)	9.27 (1.1)	9.59 (0.62)	9.63 (0.55)	9.10 (1.35)	9.13 (1.3)
(ii) Mean tariff rate	6.58 (17.1)	6.70 (16.5)	6.72 (16.4)	9.46 (2.7)	8.98 (5.1)	8.98 (5.1)	8.96 (5.2)
(iii) Standard deviation of tariff rates		2.52 (18.7)		6.13 (9.67)	6.41 (8.98)	7.00 (7.5)	6.26 (9.36)
B. Regulatory trade barriers			9.00	7.10	8.00	7.75	8.05
(i) Non-tariff trade barriers				7.10	6.73	6.18	6.79
(ii) Compliance cost of importing and exporting			9.00		9.27	9.31	9.32
C. Black-market exchange rates	9.20	9.00	10.00	10.00	10.00	10.00	10.00
D. Controls of the movement of capital and people	0.83	0.83	0.83	7.17	7.52	7.82	7.77
(i) Financial openness	1.66	1.66	1.66	8.20	10.00	8.80	9.40
(ii) Capital controls	0.00	0.00	0.00	6.92	6.15	6.92	6.15
(iii) Freedom of foreigners to visit				6.40	6.42	7.74	7.74
5. Regulation	5.30	5.82	5.96	6.05	7.44	7.64	7.93
A. Credit Market regulations	7.09	8.83	8.91	9.41	8.80	9.46	10.00
(i) Ownership of banks	8.00	8.00	8.00	10.00	10.00	10.00	10.00
(ii) Private sector credit	9.28	8.50	8.72	8.23	6.39	8.37	10.00
(iii) Interest rate controls / negative real interest rates	4.00	10.00	10.00	10.00	10.00	10.00	10.00
B. Labor Market regulations				2.87	6.17	6.05	6.30
(i) Hiring regulations and minimum wage					6.67	5.57	5.57
(ii) Hiring and firing regulations				3.59	4.78	4.49	4.95
(iii) Centralized collective bargaining				5.02	5.59	6.23	6.29
(iv) Hours regulations					10.00	10.00	10.00
(v) Mandated cost of worker dismissal					10.00	10.00	10.00
(vi) Conscription	0.00	0.00	0.00	0.00	0.00	0.00	1.00
C. Business regulations				5.87	7.36	7.43	7.50
(i) Administrative requirements				4.24	4.88	4.95	4.45
(ii) Bureaucracy costs				5.12	8.18	8.44	8.89
(iii) Starting a business					9.61	9.68	9.75
(iv) Impartial public administration	6.78	6.78	7.89	8.24	8.24	7.95	8.23
(v) Licensing restrictions					4.91	5.00	5.00
(vi) Cost of tax compliance					8.33	8.58	8.66

Czech Republic

	1980	1990	2000	2005	2010	2015	2018
	Rating (Rank)	Rating (Rank)	Rating (Rank)	Rating (Rank)	Rating (Rank)	Rating (Rank)	Rating (Rank)
Summary Ratings (Rank)			6.98 (53)	7.39 (44)	7.64 (29)	7.86 (20)	7.81 (25)
	Rating (Data)	Rating (Data)	Rating (Data)	Rating (Data)	Rating (Data)	Rating (Data)	Rating (Data)
1. Size of Government		1.57	6.13	5.97	6.53	6.46	6.64
A. Government consumption			3.02 (29.73)	2.64 (31.03)	2.93 (30.04)	3.13 (29.37)	3.06 (29.61)
B. Transfers and subsidies		0.00 (37.2)	5.44 (17.24)	5.37 (17.48)	5.01 (18.8)	5.04 (18.71)	5.22 (18.03)
C. Government investment			9.96 (15.13)	8.98 (18.56)	8.85 (19.04)	8.74 (19.41)	9.69 (16.08)
D. Top marginal tax rate			4.00	4.00	7.00	6.50	7.00
(i) Top marginal income tax rate			7.00 (32)	7.00 (32)	10.00 (15)	9.00 (22)	9.00 (22)
(ii) Top marginal income and payroll tax rate			1.00 (56)	1.00 (58)	4.00 (45)	4.00 (45)	5.00 (45)
E. State ownership of assets	0.00	3.15	8.23	8.86	8.86	8.88	8.23
2. Legal System and Property Rights	4.50	6.55	6.38	6.27	6.35	6.45	6.62
A. Judicial independence	3.81	5.64	6.10	5.50	5.48	6.08	5.69
B. Impartial courts	4.05	4.95	5.26	5.26	5.09	5.29	5.38
C. Protection of property rights	3.65	5.65	6.17	6.10	5.67	6.03	6.53
D. Military interference in rule of law and politics		10.00	10.00	10.00	10.00	10.00	10.00
E. Integrity of the legal system	3.65	8.23	7.76	7.76	7.67	7.79	7.61
F. Legal enforcement of contracts	7.75	5.59	5.34	5.14	4.93	4.43	4.28
G. Regulatory restrictions on sale of real property		6.69	6.69	6.69	8.54	8.16	8.17
H. Reliability of police			4.67	4.67	4.38	5.91	6.64
<i>Gender Legal Rights Adjustment</i>	0.96	0.96	0.96	0.96	0.96	0.92	0.95
3. Sound Money			8.13	9.05	9.45	9.58	9.02
A. Money growth			9.87 (0.65)	7.45 (12.76)	8.80 (6)	8.85 (5.74)	6.82 (15.91)
B. Standard deviation of inflation			8.43 (3.93)	9.11 (2.23)	9.28 (1.8)	9.52 (1.2)	9.71 (0.72)
C. Inflation: most recent year			9.22 (3.9)	9.63 (1.85)	9.72 (1.41)	9.93 (0.34)	9.57 (2.15)
D. Freedom to own foreign currency bank accounts			5.00	10.00	10.00	10.00	10.00
4. Freedom to Trade Internationally			7.91	8.16	8.06	8.40	8.33
A. Tariffs			8.22	8.39	8.34	8.36	8.12
(i) Revenue from trade taxes (% of trade sector)			9.68 (0.48)	9.59 (0.62)	9.63 (0.55)	9.10 (1.35)	9.13 (1.3)
(ii) Mean tariff rate			8.70 (6.5)	9.46 (2.7)	8.98 (5.1)	8.98 (5.1)	8.96 (5.2)
(iii) Standard deviation of tariff rates			6.28 (9.3)	6.13 (9.67)	6.41 (8.98)	7.00 (7.5)	6.26 (9.36)
B. Regulatory trade barriers			7.97	7.48	7.39	8.29	8.26
(i) Non-tariff trade barriers			7.27	7.27	7.29	6.61	6.55
(ii) Compliance cost of importing and exporting			8.67	7.70	7.49	9.96	9.98
C. Black-market exchange rates			10.00	10.00	10.00	10.00	10.00
D. Controls of the movement of capital and people	0.00	0.00	5.46	6.75	6.50	6.94	6.94
(i) Financial openness			4.77	10.00	10.00	10.00	10.00
(ii) Capital controls	0.00	0.00	6.15	3.85	3.08	3.08	3.08
(iii) Freedom of foreigners to visit				6.40	6.42	7.74	7.74
5. Regulation	3.09	4.15	6.34	7.51	7.82	8.42	8.41
A. Credit Market regulations	0.00	0.00	6.94	9.58	9.33	9.77	10.00
(i) Ownership of banks	0.00	0.00	2.00	10.00	10.00	10.00	10.00
(ii) Private sector credit			8.83	8.74	7.98	9.31	10.00
(iii) Interest rate controls / negative real interest rates			10.00	10.00	10.00	10.00	10.00
B. Labor Market regulations			5.68	7.61	7.50	8.36	8.12
(i) Hiring regulations and minimum wage			5.09	6.70	6.67	10.00	8.90
(ii) Hiring and firing regulations		5.62	5.30	3.26	3.59	4.19	4.24
(iii) Centralized collective bargaining			7.70	7.75	6.97	8.22	7.82
(iv) Hours regulations			5.01	10.00	10.00	10.00	10.00
(v) Mandated cost of worker dismissal			7.96	7.96	7.76	7.76	7.76
(vi) Conscription	0.00	0.00	3.00	10.00	10.00	10.00	10.00
C. Business regulations			6.41	5.33	6.65	7.14	7.11
(i) Administrative requirements			7.80	2.22	2.70	3.01	2.91
(ii) Bureaucracy costs			8.10	5.51	7.42	7.33	8.22
(iii) Starting a business			8.46	9.02	9.17	9.65	9.20
(iv) Impartial public administration	3.65	7.68	7.68	8.09	7.91	8.55	8.00
(v) Licensing restrictions				7.13	8.94	6.89	6.91
(vi) Cost of tax compliance			0.00	0.00	3.76	7.38	7.42

Denmark

	1980	1990	2000	2005	2010	2015	2018
Summary Ratings (Rank)	Rating (Rank) 6.40 (21)	Rating (Rank) 7.50 (14)	Rating (Rank) 8.08 (11)	Rating (Rank) 7.93 (13)	Rating (Rank) 7.93 (11)	Rating (Rank) 7.96 (16)	Rating (Rank) 8.10 (11)
	Rating (Data)	Rating (Data)	Rating (Data)	Rating (Data)	Rating (Data)	Rating (Data)	Rating (Data)
1. Size of Government	3.30	4.33	4.74	4.40	4.56	4.92	5.48
A. Government consumption	1.76 (34.01)	1.69 (34.25)	1.74 (34.08)	1.55 (34.74)	1.03 (36.5)	1.40 (35.23)	1.68 (34.29)
B. Transfers and subsidies	4.47 (20.8)	3.98 (22.6)	3.67 (23.72)	3.18 (25.54)	3.39 (24.76)	4.53 (20.57)	4.92 (19.14)
C. Government investment	3.51 (37.7)	9.22 (17.72)	9.98 (15.06)	10.00 (13.29)	9.06 (18.3)	9.19 (17.82)	9.86 (15.49)
D. Top marginal tax rate	0.00	0.00	1.50	0.50	2.50	2.50	2.50
(i) Top marginal income tax rate	0.00 (66)	0.00 (68)	2.00 (59)	1.00 (59)	3.00 (52)	3.00 (52)	3.00 (52)
(ii) Top marginal income and payroll tax rate		0.00 (68.8)	1.00 (62.7)	0.00 (63)	2.00 (56)	2.00 (56)	2.00 (56)
E. State ownership of assets	6.78	6.78	6.78	6.78	6.82	6.96	8.41
2. Legal System and Property Rights	7.87	8.25	8.46	8.44	8.33	8.18	8.16
A. Judicial independence	7.16	7.71	7.89	7.70	7.86	7.61	7.57
B. Impartial courts	5.68	8.00	8.00	7.98	7.28	6.99	7.01
C. Protection of property rights	6.77	7.07	7.79	7.77	7.31	7.09	7.52
D. Military interference in rule of law and politics	10.00	10.00	10.00	10.00	10.00	10.00	10.00
E. Integrity of the legal system	8.89	8.89	8.92	8.92	8.92	8.87	8.82
F. Legal enforcement of contracts	8.75	7.05	6.93	6.97	6.85	6.84	6.57
G. Regulatory restrictions on sale of real property		9.01	9.01	9.01	9.50	9.73	9.73
H. Reliability of police			9.17	9.17	8.89	8.29	8.09
<i>Gender Legal Rights Adjustment</i>	1.00	1.00	1.00	1.00	1.00	1.00	1.00
3. Sound Money	6.68	9.46	9.71	9.49	9.60	9.61	9.68
A. Money growth	8.70 (6.51)	8.80 (6.01)	9.75 (1.27)	8.56 (7.2)	9.48 (2.58)	8.79 (6.05)	9.11 (-4.46)
B. Standard deviation of inflation	9.67 (0.82)	9.72 (0.71)	9.69 (0.76)	9.77 (0.58)	9.36 (1.6)	9.74 (0.66)	9.78 (0.56)
C. Inflation: most recent year	8.35 (8.23)	9.32 (3.4)	9.42 (2.92)	9.64 (1.81)	9.54 (2.3)	9.91 (0.45)	9.84 (0.81)
D. Freedom to own foreign currency bank accounts	0.00	10.00	10.00	10.00	10.00	10.00	10.00
4. Freedom to Trade Internationally	7.71	8.46	9.44	8.70	8.65	8.63	8.67
A. Tariffs	8.95	8.48	9.18	8.39	8.34	8.36	8.12
(i) Revenue from trade taxes (% of trade sector)	9.67 (0.5)	9.80 (0.3)	9.78 (0.33)	9.59 (0.62)	9.63 (0.55)	9.10 (1.35)	9.13 (1.3)
(ii) Mean tariff rate	8.24 (8.8)	8.52 (7.4)	9.52 (2.4)	9.46 (2.7)	8.98 (5.1)	8.98 (5.1)	8.96 (5.2)
(iii) Standard deviation of tariff rates		7.12 (7.2)	8.24 (4.4)	6.13 (9.67)	6.41 (8.98)	7.00 (7.5)	6.26 (9.36)
B. Regulatory trade barriers			9.35	8.39	8.24	7.95	8.34
(i) Non-tariff trade barriers			9.04	7.35	7.05	5.94	6.70
(ii) Compliance cost of importing and exporting			9.67	9.43	9.43	9.96	9.98
C. Black-market exchange rates	9.60	10.00	10.00	10.00	10.00	10.00	10.00
D. Controls of the movement of capital and people	4.58	6.90	9.23	8.00	8.01	8.22	8.22
(i) Financial openness	4.16	8.80	10.00	10.00	10.00	10.00	10.00
(ii) Capital controls	5.00	5.00	8.46	7.69	7.69	6.92	6.92
(iii) Freedom of foreigners to visit				6.30	6.34	7.74	7.74
5. Regulation	6.44	7.00	8.06	8.63	8.52	8.47	8.51
A. Credit Market regulations	9.41	9.34	10.00	10.00	9.66	9.75	10.00
(i) Ownership of banks	10.00	10.00	10.00	10.00	10.00	10.00	10.00
(ii) Private sector credit	8.24	8.03	10.00	10.00	8.98	9.26	10.00
(iii) Interest rate controls / negative real interest rates	10.00	10.00	10.00	10.00	10.00	10.00	10.00
B. Labor Market regulations	3.46	4.66	5.51	7.43	7.46	7.39	7.27
(i) Hiring regulations and minimum wage			4.76	10.00	10.00	10.00	10.00
(ii) Hiring and firing regulations		8.10	6.47	7.39	8.51	7.42	7.04
(iii) Centralized collective bargaining	5.18	5.18	4.85	6.18	5.28	5.91	5.59
(iv) Hours regulations	2.20	2.37	4.01	8.00	8.00	8.00	8.00
(v) Mandated cost of worker dismissal			10.00	10.00	10.00	10.00	10.00
(vi) Conscription	3.00	3.00	3.00	3.00	3.00	3.00	3.00
C. Business regulations			8.68	8.47	8.42	8.28	8.25
(i) Administrative requirements			7.05	4.56	5.03	3.84	4.79
(ii) Bureaucracy costs			8.23	8.44	7.58	7.56	6.44
(iii) Starting a business			9.62	9.66	9.73	9.86	9.85
(iv) Impartial public administration	10.00	10.00	10.00	10.00	10.00	10.00	10.00
(v) Licensing restrictions				9.67	9.72	9.87	9.87
(vi) Cost of tax compliance			8.49	8.49	8.49	8.54	8.52

Dominican Republic

	1980	1990	2000	2005	2010	2015	2018
	Rating (Rank)	Rating (Rank)	Rating (Rank)	Rating (Rank)	Rating (Rank)	Rating (Rank)	Rating (Rank)
Summary Ratings (Rank)	5.42 (45)	4.15 (103)	6.67 (65)	6.63 (77)	7.42 (46)	7.51 (46)	7.58 (46)
	Rating (Data)	Rating (Data)	Rating (Data)	Rating (Data)	Rating (Data)	Rating (Data)	Rating (Data)
1. Size of Government	6.98	6.87	9.15	8.85	8.71	8.68	8.77
A. Government consumption	9.12 (8.98)	10.00 (6)	9.03 (9.29)	9.57 (7.48)	8.35 (11.6)	8.04 (12.67)	7.73 (13.72)
B. Transfers and subsidies	9.70 (1.6)	9.73 (1.5)	9.49 (2.36)	9.17 (3.54)	9.38 (2.76)	9.59 (2.02)	9.60 (1.97)
C. Government investment	9.55 (16.56)	8.17 (21.41)	10.00 (13.97)	9.31 (17.42)	10.00 (13.85)	9.95 (15.18)	10.00 (11.01)
D. Top marginal tax rate	0.00	0.00	9.00	8.00	8.00	8.00	8.00
(i) Top marginal income tax rate	0.00 (73)	0.00 (73)	9.00 (25)	9.00 (25)	9.00 (25)	9.00 (25)	9.00 (25)
(ii) Top marginal income and payroll tax rate		0.00 (73)	9.00 (25)	7.00 (32)	7.00 (33)	7.00 (33)	7.00 (33)
E. State ownership of assets	6.52	6.48	8.23	8.23	7.82	7.84	8.55
2. Legal System and Property Rights	4.22	4.13	4.30	4.60	4.49	4.58	4.80
A. Judicial independence	4.49	4.05	4.11	4.19	3.65	3.59	3.50
B. Impartial courts	3.42	3.95	3.74	3.85	3.65	3.58	3.93
C. Protection of property rights	5.61	4.42	4.42	5.44	5.20	5.37	6.01
D. Military interference in rule of law and politics	3.33	3.33	5.00	5.00	5.00	5.00	5.00
E. Integrity of the legal system	5.51	5.34	6.13	4.45	5.01	4.67	5.17
F. Legal enforcement of contracts		3.61	3.68	4.13	4.13	4.17	3.53
G. Regulatory restrictions on sale of real property		5.91	5.91	6.30	7.65	8.00	8.26
H. Reliability of police			3.43	3.43	1.62	2.26	3.02
<i>Gender Legal Rights Adjustment</i>	0.89	0.89	0.89	1.00	1.00	1.00	1.00
3. Sound Money	7.34	2.05	6.82	5.87	9.24	9.51	9.57
A. Money growth	8.96 (5.18)	4.70 (26.49)	9.39 (3.06)	7.40 (13)	9.26 (3.72)	9.19 (4.05)	9.63 (1.87)
B. Standard deviation of inflation	8.14 (4.64)	3.48 (16.3)	9.42 (1.45)	1.91 (20.22)	8.97 (2.58)	9.01 (2.48)	9.36 (1.59)
C. Inflation: most recent year	7.26 (13.7)	0.00 (51.05)	8.46 (7.72)	9.16 (4.19)	8.73 (6.33)	9.83 (0.84)	9.29 (3.56)
D. Freedom to own foreign currency bank accounts	5.00	0.00	0.00	5.00	10.00	10.00	10.00
4. Freedom to Trade Internationally	2.36	2.04	5.90	7.20	7.93	8.08	8.14
A. Tariffs	3.47	5.11	5.78	7.03	7.86	7.91	7.74
(i) Revenue from trade taxes (% of trade sector)	3.47 (9.8)	5.83 (6.26)	5.23 (7.16)	6.03 (5.96)	8.57 (2.15)	8.75 (1.88)	8.81 (1.78)
(ii) Mean tariff rate		4.40 (28)	6.10 (19.5)	8.20 (9)	8.58 (7.1)	8.54 (7.3)	8.48 (7.6)
(iii) Standard deviation of tariff rates			6.00 (10)	6.87 (7.82)	6.45 (8.88)	6.44 (8.91)	5.93 (10.18)
B. Regulatory trade barriers			4.92	6.04	6.83	7.25	7.18
(i) Non-tariff trade barriers			3.33	4.40	4.79	5.64	5.48
(ii) Compliance cost of importing and exporting			6.50	7.68	8.87	8.87	8.88
C. Black-market exchange rates	2.60	0.00	10.00	10.00	10.00	10.00	10.00
D. Controls of the movement of capital and people	1.00	1.00	2.91	5.71	7.03	7.15	7.66
(i) Financial openness	0.00	0.00	1.20	6.99	9.40	7.60	7.60
(ii) Capital controls	2.00	2.00	4.62	3.85	5.38	3.85	5.38
(iii) Freedom of foreigners to visit				6.30	6.31	10.00	10.00
5. Regulation	6.20	5.64	7.19	6.64	6.75	6.70	6.60
A. Credit Market regulations	7.79	5.99	9.39	7.88	7.84	8.00	8.03
(i) Ownership of banks	8.00	10.00	10.00	5.00	5.00	5.00	5.00
(ii) Private sector credit	7.58	7.97	9.17	9.63	8.52	10.00	9.08
(iii) Interest rate controls / negative real interest rates		0.00	9.00	9.00	10.00	9.00	10.00
B. Labor Market regulations			5.59	6.47	6.40	6.23	6.14
(i) Hiring regulations and minimum wage			2.93	4.40	5.57	5.57	5.57
(ii) Hiring and firing regulations			5.17	7.10	4.77	3.84	4.42
(iii) Centralized collective bargaining			5.58	7.50	7.26	7.22	6.07
(iv) Hours regulations			8.00	8.00	8.00	8.00	8.00
(v) Mandated cost of worker dismissal			1.84	1.84	2.78	2.78	2.78
(vi) Conscription	10.00	10.00	10.00	10.00	10.00	10.00	10.00
C. Business regulations			6.60	5.57	6.01	5.86	5.64
(i) Administrative requirements			7.37	3.55	3.12	3.03	3.27
(ii) Bureaucracy costs			5.18	4.44	5.45	4.44	4.67
(iii) Starting a business			7.27	7.38	9.02	9.24	9.33
(iv) Impartial public administration	4.08	3.52	5.77	4.23	4.87	4.09	2.56
(v) Licensing restrictions				7.02	7.25	7.92	7.55
(vi) Cost of tax compliance			7.40	6.79	6.37	6.45	6.45

Ecuador

	1980	1990	2000	2005	2010	2015	2018
Summary Ratings (Rank)	Rating (Rank) 5.98 (29)	Rating (Rank) 5.34 (65)	Rating (Rank) 5.70 (101)	Rating (Rank) 6.17 (100)	Rating (Rank) 6.20 (115)	Rating (Rank) 6.42 (110)	Rating (Rank) 6.46 (110)
	Rating (Data)	Rating (Data)	Rating (Data)	Rating (Data)	Rating (Data)	Rating (Data)	Rating (Data)
1. Size of Government	6.63	8.07	8.43	8.31	6.98	6.85	6.56
A. Government consumption	6.01 (19.57)	8.48 (11.16)	7.86 (13.27)	7.53 (14.41)	7.42 (14.77)	6.17 (19.02)	5.99 (19.63)
B. Transfers and subsidies	8.80 (4.9)	9.51 (2.3)	9.86 (1.02)	9.59 (2)	9.59 (2)	9.59 (2)	9.59 (2)
C. Government investment	7.58 (23.45)	8.56 (20.06)	10.00 (9.35)	10.00 (7.2)	6.32 (27.89)	6.93 (25.75)	6.25 (28.11)
D. Top marginal tax rate	5.00	8.00	8.00	8.00	5.50	5.50	5.50
(i) Top marginal income tax rate	5.00 (50)	9.00 (25)	9.00 (25)	9.00 (25)	7.00 (35)	7.00 (35)	7.00 (35)
(ii) Top marginal income and payroll tax rate		7.00 (32)	7.00 (32)	7.00 (35)	4.00 (47)	4.00 (48)	4.00 (48)
E. State ownership of assets	5.77	5.78	6.43	6.43	6.05	6.05	5.47
2. Legal System and Property Rights	5.10	4.59	4.08	4.05	4.05	4.16	4.55
A. Judicial independence	3.42	3.19	3.08	2.82	2.37	2.07	3.09
B. Impartial courts	3.58	3.50	3.50	3.31	3.14	3.20	3.51
C. Protection of property rights	5.88	4.59	4.59	4.92	4.74	5.23	5.44
D. Military interference in rule of law and politics	8.33	5.00	3.47	2.50	2.50	2.50	2.50
E. Integrity of the legal system	6.21	6.24	5.45	5.13	4.95	5.03	4.94
F. Legal enforcement of contracts	5.00	4.44	4.32	4.07	4.07	4.07	4.31
G. Regulatory restrictions on sale of real property		7.05	7.05	8.49	9.01	8.59	8.82
H. Reliability of police			3.07	3.07	3.57	4.86	4.64
<i>Gender Legal Rights Adjustment</i>	0.89	0.89	0.89	0.89	0.89	0.87	0.95
3. Sound Money	8.15	3.98	4.90	4.73	6.38	8.10	8.14
A. Money growth	8.13 (9.33)	2.62 (36.92)	4.25 (28.73)	2.73 (36.33)	7.48 (12.61)	9.36 (3.2)	8.39 (8.03)
B. Standard deviation of inflation	8.38 (4.06)	3.29 (16.77)	5.36 (11.61)	6.69 (8.29)	8.75 (3.13)	8.83 (2.93)	9.19 (2.02)
C. Inflation: most recent year	6.10 (19.51)	0.00 (54.01)	0.00 (96.09)	9.52 (2.41)	9.29 (3.56)	9.21 (3.97)	9.96 (-0.22)
D. Freedom to own foreign currency bank accounts	10.00	10.00	10.00	0.00	0.00	5.00	5.00
4. Freedom to Trade Internationally	5.45	5.07	6.86	7.74	7.27	6.80	6.90
A. Tariffs	5.20	3.30	7.14	7.14	6.37	6.31	6.34
(i) Revenue from trade taxes (% of trade sector)	5.20 (7.2)	7.33 (4)	6.53 (5.2)	6.53 (5.2)	6.53 (5.2)	6.53 (5.2)	6.53 (5.2)
(ii) Mean tariff rate		2.58 (37.1)	7.42 (12.9)	7.64 (11.8)	7.76 (11.2)	7.62 (11.9)	7.54 (12.3)
(iii) Standard deviation of tariff rates		0.00 (27)	7.48 (6.3)	7.24 (6.9)	4.80 (12.99)	4.76 (13.09)	4.93 (12.67)
B. Regulatory trade barriers			5.15	4.74	5.18	4.21	4.57
(i) Non-tariff trade barriers			3.13	3.91	3.43	3.19	3.89
(ii) Compliance cost of importing and exporting			7.17	5.57	6.93	5.24	5.24
C. Black-market exchange rates	7.40	10.00	10.00	10.00	10.00	10.00	10.00
D. Controls of the movement of capital and people	3.76	1.90	5.16	9.09	7.55	6.69	6.69
(i) Financial openness	5.51	1.80	4.16	8.80	8.80	6.99	6.99
(ii) Capital controls	2.00	2.00	6.15	8.46	3.85	3.08	3.08
(iii) Freedom of foreigners to visit				10.00	10.00	10.00	10.00
5. Regulation	4.54	5.02	4.23	6.02	6.30	6.20	6.16
A. Credit Market regulations	5.42	6.00	4.63	9.23	9.30	8.50	8.57
(i) Ownership of banks	5.00	8.00	2.00	8.00	8.00	8.00	8.00
(ii) Private sector credit	7.27	10.00	7.89	9.69	9.91	7.51	7.71
(iii) Interest rate controls / negative real interest rates	4.00	0.00	4.00	10.00	10.00	10.00	10.00
B. Labor Market regulations			2.98	3.93	4.31	5.05	4.98
(i) Hiring regulations and minimum wage			3.49	5.60	5.57	4.43	4.43
(ii) Hiring and firing regulations			3.43	3.24	3.21	2.29	2.56
(iii) Centralized collective bargaining			4.25	5.74	5.47	6.95	6.22
(iv) Hours regulations			3.67	6.00	8.00	6.00	6.00
(v) Mandated cost of worker dismissal			0.00	0.00	0.65	0.65	0.65
(vi) Conscription	0.00	3.00	3.00	3.00	3.00	10.00	10.00
C. Business regulations			5.09	4.90	5.27	5.04	4.95
(i) Administrative requirements			5.33	2.41	3.23	2.03	2.47
(ii) Bureaucracy costs			5.25	3.28	4.55	3.11	3.11
(iii) Starting a business			6.49	7.53	7.89	8.23	8.10
(iv) Impartial public administration	4.23	4.29	5.11	5.11	4.78	5.27	4.69
(v) Licensing restrictions				7.81	8.50	9.06	8.76
(vi) Cost of tax compliance			3.27	3.27	2.67	2.56	2.56

Egypt, Arab Republic

	1980	1990	2000	2005	2010	2015	2018
	Rating (Rank)	Rating (Rank)	Rating (Rank)	Rating (Rank)	Rating (Rank)	Rating (Rank)	Rating (Rank)
Summary Ratings (Rank)	4.66 (74)	4.64 (91)	6.40 (76)	6.15 (101)	6.18 (117)	5.24 (150)	5.38 (152)
	Rating (Data)	Rating (Data)	Rating (Data)	Rating (Data)	Rating (Data)	Rating (Data)	Rating (Data)
1. Size of Government	4.21	4.60	6.13	5.95	5.60	5.02	4.92
A. Government consumption	6.33 (18.47)	7.77 (13.6)	8.29 (11.8)	7.32 (15.11)	7.94 (13)	8.07 (12.57)	9.15 (8.9)
B. Transfers and subsidies	5.45 (17.2)	7.71 (8.9)	9.22 (3.38)	8.06 (7.62)	6.87 (11.97)	7.07 (11.25)	7.07 (11.25)
C. Government investment		0.00 (54.49)	0.00 (52.04)	0.00 (51.88)	1.33 (45.33)	1.63 (44.29)	0.00 (56.12)
D. Top marginal tax rate	0.00	2.00	7.00	10.00	7.50	7.00	7.00
(i) Top marginal income tax rate	0.00 (80)	2.00 (65)	7.00 (34)	10.00 (20)	10.00 (20)	9.00 (23)	9.00 (23)
(ii) Top marginal income and payroll tax rate					5.00 (40)	5.00 (39)	5.00 (39)
E. State ownership of assets	5.07	5.53	6.14	4.35	4.35	1.33	1.40
2. Legal System and Property Rights	3.92	4.01	4.48	4.49	4.57	3.40	3.76
A. Judicial independence	3.78	4.59	4.92	4.69	4.57	4.40	4.46
B. Impartial courts	3.71	4.19	4.96	4.76	4.38	3.91	4.26
C. Protection of property rights	5.10	5.00	5.13	5.58	5.07	4.41	5.55
D. Military interference in rule of law and politics	3.33	5.00	5.00	5.00	4.93	1.67	1.70
E. Integrity of the legal system	5.29	4.47	6.14	6.03	5.61	5.05	4.98
F. Legal enforcement of contracts	5.25	4.20	4.20	4.20	4.20	3.33	3.33
G. Regulatory restrictions on sale of real property		4.12	4.12	4.25	8.38	8.70	8.20
H. Reliability of police			5.88	5.88	4.82	3.89	6.39
<i>Gender Legal Rights Adjustment</i>	0.78	0.78	0.78	0.78	0.74	0.54	0.55
3. Sound Money	7.70	8.16	9.53	8.85	8.81	7.53	7.56
A. Money growth	6.29 (18.55)	8.93 (5.33)	9.46 (2.69)	7.94 (10.31)	8.31 (8.47)	7.69 (11.53)	6.01 (19.97)
B. Standard deviation of inflation	8.12 (4.71)	7.38 (6.56)	9.20 (2.01)	8.42 (3.94)	9.19 (2.02)	9.50 (1.26)	7.11 (7.22)
C. Inflation: most recent year	6.39 (18.03)	6.31 (18.44)	9.46 (2.68)	9.03 (4.87)	7.75 (11.27)	7.93 (10.36)	7.12 (14.4)
D. Freedom to own foreign currency bank accounts	10.00	10.00	10.00	10.00	10.00	5.00	10.00
4. Freedom to Trade Internationally	3.03	1.04	6.59	6.57	6.61	5.38	5.84
A. Tariffs	0.89	3.12	3.74	4.90	4.96	4.97	4.82
(i) Revenue from trade taxes (% of trade sector)	1.27 (13.1)	6.07 (5.9)	5.33 (7)	8.48 (2.28)	8.29 (2.57)	8.28 (2.58)	8.28 (2.58)
(ii) Mean tariff rate	0.52 (47.4)	3.30 (33.5)	5.90 (20.5)	6.22 (18.9)	6.60 (17)	6.64 (16.8)	6.18 (19.1)
(iii) Standard deviation of tariff rates		0.00 (425.8)	0.00 (39.5)	0.00 (141.08)	0.00 (149.47)	0.00 (142.3)	0.00 (139.62)
B. Regulatory trade barriers			5.75	5.74	6.75	3.53	3.89
(i) Non-tariff trade barriers			4.50	4.55	5.09	5.03	5.75
(ii) Compliance cost of importing and exporting			7.00	6.93	8.41	2.02	2.02
C. Black-market exchange rates	8.20	0.00	10.00	10.00	10.00	9.18	10.00
D. Controls of the movement of capital and people	0.00	0.00	6.86	5.65	4.73	3.82	4.66
(i) Financial openness	0.00	0.00	8.34	10.00	8.80	1.66	4.16
(ii) Capital controls	0.00	0.00	5.38	6.15	4.62	4.62	4.62
(iii) Freedom of foreigners to visit				0.80	0.77	5.20	5.20
5. Regulation	4.42	5.39	5.29	4.90	5.30	4.86	4.80
A. Credit Market regulations	3.93	6.79	8.04	6.35	5.90	4.00	3.67
(i) Ownership of banks	5.00	5.00	5.00	2.00	2.00	2.00	2.00
(ii) Private sector credit	2.80	9.37	9.11	7.05	5.69	0.00	0.00
(iii) Interest rate controls / negative real interest rates	4.00	6.00	10.00	10.00	10.00	10.00	9.00
B. Labor Market regulations		3.98	3.34	4.98	5.01	5.01	5.23
(i) Hiring regulations and minimum wage			4.17	10.00	10.00	10.00	10.00
(ii) Hiring and firing regulations		4.02	3.05	3.44	4.47	4.76	4.91
(iii) Centralized collective bargaining	7.93	7.93	7.50	8.44	6.91	6.65	7.84
(iv) Hours regulations			5.34	8.00	8.00	8.00	8.00
(v) Mandated cost of worker dismissal			0.00	0.00	0.65	0.65	0.65
(vi) Conscriptation	0.00	0.00	0.00	0.00	0.00	0.00	0.00
C. Business regulations			4.48	3.39	4.98	5.58	5.51
(i) Administrative requirements			7.50	3.10	3.32	4.18	4.03
(ii) Bureaucracy costs			2.75	1.13	3.33	2.22	3.56
(iii) Starting a business			5.48	6.39	9.72	9.71	9.39
(iv) Impartial public administration	3.44	4.22	2.32	1.31	1.31	3.18	2.13
(v) Licensing restrictions				5.08	7.08	8.55	8.10
(vi) Cost of tax compliance			4.35	3.32	5.15	5.61	5.85

El Salvador

	1980	1990	2000	2005	2010	2015	2018
Summary Ratings (Rank)	Rating (Rank) 4.22 (92)	Rating (Rank) 5.19 (75)	Rating (Rank) 7.81 (21)	Rating (Rank) 7.67 (27)	Rating (Rank) 7.47 (42)	Rating (Rank) 7.35 (56)	Rating (Rank) 7.41 (56)
	Rating (Data)	Rating (Data)	Rating (Data)	Rating (Data)	Rating (Data)	Rating (Data)	Rating (Data)
1. Size of Government	5.79	7.42	9.04	8.93	8.81	8.54	8.76
A. Government consumption	6.97 (16.3)	8.81 (10.03)	7.81 (13.44)	7.67 (13.91)	7.20 (15.53)	7.06 (15.98)	6.99 (16.25)
B. Transfers and subsidies	9.40 (2.7)	9.75 (1.4)	10.00 (0.32)	9.32 (3)	9.16 (3.58)	9.47 (2.44)	9.32 (2.98)
C. Government investment	2.60 (40.91)	8.98 (18.59)	9.70 (16.05)	9.95 (15.19)	10.00 (12.08)	9.72 (15.99)	10.00 (14.05)
D. Top marginal tax rate	3.00	2.00	8.00	8.00	8.00	8.00	8.00
(i) Top marginal income tax rate	3.00 (60)	2.00 (60)	8.00 (30)	8.00 (30)	8.00 (30)	8.00 (30)	8.00 (30)
(ii) Top marginal income and payroll tax rate					8.00 (30)	8.00 (30)	8.00 (30)
E. State ownership of assets	6.98	7.56	9.71	9.71	9.71	8.46	9.48
2. Legal System and Property Rights	3.22	4.18	4.89	4.96	4.54	4.41	4.34
A. Judicial independence	3.62	3.90	4.19	3.88	4.01	4.26	4.06
B. Impartial courts	3.26	3.89	4.08	3.97	3.69	3.79	3.46
C. Protection of property rights	3.03	3.58	4.67	5.46	4.87	5.01	5.17
D. Military interference in rule of law and politics	3.33	3.33	5.00	5.00	4.17	4.17	4.20
E. Integrity of the legal system	2.87	2.87	5.24	5.04	3.99	3.95	3.78
F. Legal enforcement of contracts		3.83	3.83	3.83	3.83	3.83	3.27
G. Regulatory restrictions on sale of real property		7.83	7.83	8.19	8.20	8.17	8.17
H. Reliability of police			4.26	4.26	3.57	2.12	2.57
<i>Gender Legal Rights Adjustment</i>	1.00	1.00	1.00	1.00	1.00	1.00	1.00
3. Sound Money	5.63	5.25	9.42	9.63	9.25	9.58	9.86
A. Money growth	8.52 (7.4)	8.48 (7.6)	9.03 (-4.83)	9.98 (0.1)	8.39 (8.03)	9.41 (-2.93)	9.90 (-0.51)
B. Standard deviation of inflation	7.39 (6.53)	7.02 (7.45)	9.09 (2.29)	9.48 (1.29)	8.85 (2.87)	9.07 (2.32)	9.77 (0.58)
C. Inflation: most recent year	6.61 (16.95)	5.51 (22.47)	9.55 (2.27)	9.06 (4.69)	9.76 (1.18)	9.85 (-0.73)	9.78 (1.09)
D. Freedom to own foreign currency bank accounts	0.00	0.00	10.00	10.00	10.00	10.00	10.00
4. Freedom to Trade Internationally	1.65	4.24	8.73	7.85	7.67	7.81	7.64
A. Tariffs	3.13	6.52	8.02	8.29	8.17	8.24	8.23
(i) Revenue from trade taxes (% of trade sector)	5.87 (6.2)	7.27 (4.1)	8.99 (1.51)	9.01 (1.48)	9.00 (1.5)	9.27 (1.1)	9.25 (1.13)
(ii) Mean tariff rate	0.40 (48)	5.78 (21.1)	8.52 (7.4)	8.72 (6.4)	8.82 (5.9)	8.80 (6)	8.80 (6)
(iii) Standard deviation of tariff rates			6.56 (8.6)	7.14 (7.14)	6.70 (8.26)	6.64 (8.4)	6.64 (8.4)
B. Regulatory trade barriers			7.28	6.12	6.94	6.50	6.88
(i) Non-tariff trade barriers			5.72	5.80	5.51	4.82	5.22
(ii) Compliance cost of importing and exporting			8.83	6.45	8.37	8.19	8.54
C. Black-market exchange rates	0.00	5.20	10.00	10.00	10.00	10.00	10.00
D. Controls of the movement of capital and people	1.83	1.00	9.62	7.00	5.58	6.49	5.46
(i) Financial openness	1.66	0.00	10.00	10.00	8.80	6.99	6.99
(ii) Capital controls	2.00	2.00	9.23	7.69	4.62	4.62	1.54
(iii) Freedom of foreigners to visit				3.30	3.32	7.85	7.85
5. Regulation	4.79	4.86	6.96	6.97	7.05	6.40	6.46
A. Credit Market regulations	9.85	8.65	9.70	8.83	8.52	8.32	9.21
(i) Ownership of banks				10.00	8.00	8.00	8.00
(ii) Private sector credit	9.85	9.30	9.39	6.49	7.55	6.97	9.64
(iii) Interest rate controls / negative real interest rates		8.00	10.00	10.00	10.00	10.00	10.00
B. Labor Market regulations			5.54	6.52	6.47	4.74	4.47
(i) Hiring regulations and minimum wage			3.12	6.70	6.67	5.57	4.43
(ii) Hiring and firing regulations			4.85	6.31	5.81	4.23	3.46
(iii) Centralized collective bargaining			7.73	8.08	7.75	7.01	7.32
(iv) Hours regulations			5.51	6.00	6.00	6.00	6.00
(v) Mandated cost of worker dismissal			2.03	2.03	2.60	2.60	2.60
(vi) Conscription	3.00	0.00	10.00	10.00	10.00	3.00	3.00
C. Business regulations			5.65	5.57	6.16	6.13	5.70
(i) Administrative requirements			7.27	3.76	3.93	2.81	2.46
(ii) Bureaucracy costs			5.40	2.98	5.30	4.22	4.67
(iii) Starting a business			4.89	7.98	8.97	9.07	9.01
(iv) Impartial public administration	0.95	1.67	4.28	4.28	4.28	4.36	4.12
(v) Licensing restrictions				8.01	8.05	9.10	5.85
(vi) Cost of tax compliance			6.41	6.41	6.41	7.22	8.12

Estonia

	1980	1990	2000	2005	2010	2015	2018
	Rating (Rank)	Rating (Rank)	Rating (Rank)	Rating (Rank)	Rating (Rank)	Rating (Rank)	Rating (Rank)
Summary Ratings (Rank)		4.47 (98)	7.79 (22)	8.04 (10)	8.02 (9)	8.09 (12)	7.96 (14)
	Rating (Data)	Rating (Data)	Rating (Data)	Rating (Data)	Rating (Data)	Rating (Data)	Rating (Data)
1. Size of Government		4.32	6.80	7.35	6.65	6.39	6.35
A. Government consumption		5.74 (20.48)	3.73 (27.33)	4.38 (25.12)	3.50 (28.09)	3.51 (28.06)	3.44 (28.32)
B. Transfers and subsidies			5.98 (15.25)	7.08 (11.23)	6.74 (12.45)	6.06 (14.95)	6.11 (14.76)
C. Government investment			9.51 (16.73)	10.00 (14.16)	7.70 (23.06)	7.92 (22.27)	7.79 (22.74)
D. Top marginal tax rate			6.00	6.50	6.50	7.00	7.00
(i) Top marginal income tax rate			8.00 (26)	9.00 (24)	9.00 (21)	10.00 (20)	10.00 (20)
(ii) Top marginal income and payroll tax rate			4.00 (44)	4.00 (45)	4.00 (44)	4.00 (42)	4.00 (42)
E. State ownership of assets		2.90	8.80	8.80	8.80	7.47	7.41
2. Legal System and Property Rights	5.56	6.71	6.84	7.04	7.21	7.46	7.43
A. Judicial independence	5.83	6.31	6.60	6.96	7.17	7.17	7.01
B. Impartial courts	4.37	5.55	5.95	6.46	6.14	6.26	6.24
C. Protection of property rights	5.58	5.29	5.39	6.09	5.92	6.91	6.97
D. Military interference in rule of law and politics		8.33	8.33	8.33	8.33	8.33	8.30
E. Integrity of the legal system	6.44	6.55	7.07	7.07	7.15	7.15	7.10
F. Legal enforcement of contracts		6.11	6.11	6.11	5.91	5.93	5.98
G. Regulatory restrictions on sale of real property		8.81	8.81	8.81	9.53	9.50	9.50
H. Reliability of police			6.50	6.50	7.52	8.45	8.31
<i>Gender Legal Rights Adjustment</i>	1.00	1.00	1.00	1.00	1.00	1.00	1.00
3. Sound Money		4.48	8.67	9.43	9.43	9.49	9.26
A. Money growth			8.32 (8.39)	9.34 (3.3)	9.98 (-0.1)	8.51 (7.47)	8.31 (8.43)
B. Standard deviation of inflation		5.18 (12.06)	7.15 (7.13)	9.20 (1.99)	8.35 (4.12)	9.54 (1.14)	9.40 (1.51)
C. Inflation: most recent year		3.27 (33.65)	9.19 (4.03)	9.18 (4.09)	9.41 (2.97)	9.91 (-0.46)	9.31 (3.44)
D. Freedom to own foreign currency bank accounts		5.00	10.00	10.00	10.00	10.00	10.00
4. Freedom to Trade Internationally		3.26	9.20	8.63	8.65	8.72	8.58
A. Tariffs		9.77	9.99	8.39	8.34	8.90	8.12
(i) Revenue from trade taxes (% of trade sector)		9.77 (0.34)	9.99 (0.02)	9.59 (0.62)	9.63 (0.55)	9.10 (1.35)	9.13 (1.3)
(ii) Mean tariff rate				9.46 (2.7)	8.98 (5.1)	8.98 (5.1)	8.96 (5.2)
(iii) Standard deviation of tariff rates				6.13 (9.67)	6.41 (8.98)	8.63 (3.42)	6.26 (9.36)
B. Regulatory trade barriers			8.75	8.34	8.50	8.25	8.48
(i) Non-tariff trade barriers			8.34	7.24	7.56	6.58	7.02
(ii) Compliance cost of importing and exporting			9.17	9.43	9.43	9.92	9.94
C. Black-market exchange rates		0.00	10.00	10.00	10.00	10.00	10.00
D. Controls of the movement of capital and people		0.00	8.08	7.77	7.78	7.71	7.71
(i) Financial openness			10.00	10.00	10.00	10.00	10.00
(ii) Capital controls		0.00	6.15	6.92	6.92	5.38	5.38
(iii) Freedom of foreigners to visit				6.40	6.42	7.74	7.74
5. Regulation		3.60	7.45	7.77	8.15	8.37	8.17
A. Credit Market regulations		0.00	9.33	9.67	10.00	10.00	9.29
(i) Ownership of banks		0.00	8.00	10.00	10.00	10.00	10.00
(ii) Private sector credit			10.00	10.00	9.99	10.00	9.86
(iii) Interest rate controls / negative real interest rates			10.00	9.00	10.00	10.00	8.00
B. Labor Market regulations			4.95	5.76	5.91	6.29	6.26
(i) Hiring regulations and minimum wage			2.94	6.70	5.00	6.67	6.67
(ii) Hiring and firing regulations			4.57	5.33	5.87	6.11	5.98
(iii) Centralized collective bargaining			8.45	8.75	8.32	8.74	8.67
(iv) Hours regulations			4.00	4.00	4.00	4.00	4.00
(v) Mandated cost of worker dismissal			6.76	6.76	9.25	9.25	9.25
(vi) Conscription		0.00	3.00	3.00	3.00	3.00	3.00
C. Business regulations			8.08	7.89	8.54	8.81	8.95
(i) Administrative requirements			7.62	5.34	5.55	5.14	5.20
(ii) Bureaucracy costs			7.15	6.18	8.94	9.56	10.00
(iii) Starting a business			7.45	8.71	9.68	9.82	9.83
(iv) Impartial public administration		6.73	9.08	9.08	9.52	10.00	10.00
(v) Licensing restrictions				8.95	8.47	9.26	9.24
(vi) Cost of tax compliance			9.09	9.09	9.05	9.06	9.44

Eswatini

	1980	1990	2000	2005	2010	2015	2018
	Rating (Rank)	Rating (Rank)	Rating (Rank)	Rating (Rank)	Rating (Rank)	Rating (Rank)	Rating (Rank)
Summary Ratings (Rank)					6.33 (110)	6.19 (122)	6.27 (119)
	Rating (Data)	Rating (Data)	Rating (Data)	Rating (Data)	Rating (Data)	Rating (Data)	Rating (Data)
1. Size of Government	3.77	4.21	4.79	3.03	5.11	5.02	5.56
A. Government consumption					5.75 (20.45)	4.51 (24.65)	4.26 (25.53)
B. Transfers and subsidies					9.83 (1.11)	9.94 (0.73)	9.89 (0.91)
C. Government investment	4.58 (33.98)	5.47 (30.85)	6.63 (26.78)	3.11 (39.11)	0.00 (51.05)	0.00 (55.64)	2.66 (40.69)
D. Top marginal tax rate					7.00	7.00	7.00
(i) Top marginal income tax rate					7.00 (33)	7.00 (33)	7.00 (33)
(ii) Top marginal income and payroll tax rate					7.00 (33)	7.00 (33)	7.00 (33)
E. State ownership of assets	2.96	2.96	2.96	2.96	2.96	3.64	4.00
2. Legal System and Property Rights	3.46	3.46	6.02	4.87	4.84	3.82	4.57
A. Judicial independence	3.34	3.42	4.98	3.46	3.36	2.98	3.63
B. Impartial courts	4.48	4.49	5.75	4.22	4.44	4.37	4.66
C. Protection of property rights	3.75	3.75	6.28	4.83	4.83	4.96	4.78
D. Military interference in rule of law and politics			9.17	9.17	9.20		
E. Integrity of the legal system	4.77	4.70	7.18	7.24	6.84	4.44	6.12
F. Legal enforcement of contracts			6.12	4.42	4.42	1.59	1.59
G. Regulatory restrictions on sale of real property			8.88	7.27	7.27	7.27	7.20
H. Reliability of police			8.54	5.39	5.39	5.95	6.53
<i>Gender Legal Rights Adjustment</i>	0.69	0.69	0.69	0.69	0.69	0.69	0.85
3. Sound Money					7.89	7.94	7.63
A. Money growth					9.10 (4.5)	8.57 (7.13)	8.27 (8.65)
B. Standard deviation of inflation					7.59 (6.03)	9.17 (2.07)	8.22 (4.45)
C. Inflation: most recent year					9.86 (0.7)	9.01 (4.95)	9.04 (4.81)
D. Freedom to own foreign currency bank accounts					5.00	5.00	5.00
4. Freedom to Trade Internationally					6.16	6.63	6.03
A. Tariffs					6.15	4.64	5.55
(i) Revenue from trade taxes (% of trade sector)					4.91 (7.63)	0.00 (15.96)	2.57 (11.15)
(ii) Mean tariff rate					8.46 (7.7)	8.48 (7.6)	8.48 (7.6)
(iii) Standard deviation of tariff rates					5.07 (12.32)	5.44 (11.4)	5.59 (11.02)
B. Regulatory trade barriers					5.88	7.87	4.55
(i) Non-tariff trade barriers					4.80	6.02	5.81
(ii) Compliance cost of importing and exporting					6.97	9.71	3.28
C. Black-market exchange rates					10.00	10.00	10.00
D. Controls of the movement of capital and people	2.51	4.16	1.66	1.66	2.62	4.02	4.02
(i) Financial openness	2.51	4.16	1.66	1.66	1.66	1.66	1.66
(ii) Capital controls					0.77	0.77	0.77
(iii) Freedom of foreigners to visit					5.42	9.62	9.62
5. Regulation					7.66	7.57	7.55
A. Credit Market regulations					8.99	8.78	8.78
(i) Ownership of banks					8.00	8.00	8.00
(ii) Private sector credit					8.98	8.33	8.33
(iii) Interest rate controls / negative real interest rates					10.00	10.00	10.00
B. Labor Market regulations					7.73	7.71	7.63
(i) Hiring regulations and minimum wage					10.00	8.90	8.90
(ii) Hiring and firing regulations					3.84	4.66	4.12
(iii) Centralized collective bargaining					5.65	5.84	5.87
(iv) Hours regulations					10.00	10.00	10.00
(v) Mandated cost of worker dismissal					6.89	6.89	6.89
(vi) Conscription					10.00	10.00	10.00
C. Business regulations					6.25	6.21	6.24
(i) Administrative requirements					3.58	4.11	4.04
(ii) Bureaucracy costs					4.85	3.56	4.00
(iii) Starting a business					7.90	8.86	8.50
(iv) Impartial public administration	3.26	3.26	3.75	3.17	3.17	3.09	5.61
(v) Licensing restrictions					9.16	9.02	8.68
(vi) Cost of tax compliance					8.83	8.63	6.64

Ethiopia

	1980	1990	2000	2005	2010	2015	2018
	Rating (Rank)	Rating (Rank)	Rating (Rank)	Rating (Rank)	Rating (Rank)	Rating (Rank)	Rating (Rank)
Summary Ratings (Rank)				5.30 (131)	5.33 (145)	5.29 (149)	5.61 (146)
	Rating (Data)	Rating (Data)	Rating (Data)	Rating (Data)	Rating (Data)	Rating (Data)	Rating (Data)
1. Size of Government		0.77	2.72	5.58	5.41	5.73	5.79
A. Government consumption				7.37 (14.95)	8.03 (12.7)	8.38 (11.5)	7.79 (13.53)
B. Transfers and subsidies				10.00 (0.03)	8.45 (6.2)	9.53 (2.21)	9.66 (1.73)
C. Government investment		0.00 (51.48)	1.89 (43.38)	0.00 (59.62)	0.00 (64.84)	2.01 (42.97)	4.29 (35)
D. Top marginal tax rate				7.00	7.00	5.00	5.00
(i) Top marginal income tax rate				7.00 (35)	7.00 (35)	7.00 (35)	7.00 (35)
(ii) Top marginal income and payroll tax rate						3.00 (48)	3.00 (48)
E. State ownership of assets	1.53	1.53	3.55	3.55	3.57	3.74	2.20
2. Legal System and Property Rights	2.80	2.72	4.48	4.48	4.69	4.20	4.21
A. Judicial independence	2.15	2.32	2.71	2.69	3.18	3.50	3.25
B. Impartial courts	3.83	3.87	3.37	3.36	3.99	4.29	4.23
C. Protection of property rights	2.45	2.45	4.02	4.09	4.77	4.71	4.16
D. Military interference in rule of law and politics	3.33	3.33	1.67	1.67	1.67	1.67	3.30
E. Integrity of the legal system	3.99	3.33	6.41	6.41	6.00	5.88	5.91
F. Legal enforcement of contracts			4.34	4.34	4.87	5.55	5.55
G. Regulatory restrictions on sale of real property			7.97	7.97	8.53	7.01	7.04
H. Reliability of police			5.32	5.32	5.21	4.80	3.94
<i>Gender Legal Rights Adjustment</i>	0.78	0.78	1.00	1.00	0.96	0.79	0.80
3. Sound Money				5.67	5.39	5.49	6.26
A. Money growth				8.20 (8.99)	7.40 (12.99)	8.79 (6.03)	8.72 (6.39)
B. Standard deviation of inflation				6.79 (8.03)	5.80 (10.5)	5.20 (12.01)	9.07 (2.33)
C. Inflation: most recent year				7.68 (11.61)	8.37 (8.14)	7.97 (10.13)	7.24 (13.8)
D. Freedom to own foreign currency bank accounts				0.00	0.00	0.00	0.00
4. Freedom to Trade Internationally				4.66	4.96	4.95	4.91
A. Tariffs				4.97	5.11	6.11	5.70
(i) Revenue from trade taxes (% of trade sector)				2.85 (10.73)	3.44 (9.84)	6.47 (5.29)	5.25 (7.13)
(ii) Mean tariff rate				6.64 (16.8)	6.54 (17.3)	6.52 (17.4)	6.52 (17.4)
(iii) Standard deviation of tariff rates				5.43 (11.42)	5.36 (11.59)	5.34 (11.66)	5.34 (11.66)
B. Regulatory trade barriers				4.54	4.09	3.05	7.08
(i) Non-tariff trade barriers				5.39	4.28	4.33	4.35
(ii) Compliance cost of importing and exporting				3.69	3.90	1.76	9.81
C. Black-market exchange rates				8.00	10.00	10.00	6.25
D. Controls of the movement of capital and people	1.66	1.66	1.66	1.13	0.63	0.63	0.63
(i) Financial openness	1.66	1.66	1.66	1.66	1.66	1.66	1.66
(ii) Capital controls				1.54	0.00	0.00	0.00
(iii) Freedom of foreigners to visit				0.20	0.22	0.22	0.22
5. Regulation				6.11	6.19	6.06	6.89
A. Credit Market regulations				5.89	4.85	5.36	6.93
(i) Ownership of banks				2.00	2.00	2.00	2.00
(ii) Private sector credit				6.67	7.55	9.08	8.78
(iii) Interest rate controls / negative real interest rates				9.00	5.00	5.00	10.00
B. Labor Market regulations				7.16	7.58	7.22	6.93
(i) Hiring regulations and minimum wage				6.70	6.67	6.67	6.67
(ii) Hiring and firing regulations				4.56	4.81	4.29	4.15
(iii) Centralized collective bargaining				7.43	6.97	5.34	3.74
(iv) Hours regulations				8.00	10.00	10.00	10.00
(v) Mandated cost of worker dismissal				6.29	7.04	7.04	7.04
(vi) Conscription				10.00	10.00	10.00	10.00
C. Business regulations				5.28	6.15	5.60	6.80
(i) Administrative requirements				3.33	4.29	4.34	3.74
(ii) Bureaucracy costs				3.66	3.33	1.33	3.33
(iii) Starting a business				5.67	8.48	7.75	9.20
(iv) Impartial public administration	2.82	3.26	4.63	4.63	4.86	4.86	6.86
(v) Licensing restrictions				6.60	8.16	8.77	9.02
(vi) Cost of tax compliance				7.78	7.78	6.57	8.63

Fiji

	1980	1990	2000	2005	2010	2015	2018
	Rating (Rank)	Rating (Rank)	Rating (Rank)	Rating (Rank)	Rating (Rank)	Rating (Rank)	Rating (Rank)
Summary Ratings (Rank)	5.52 (42)	5.65 (55)	6.85 (59)	7.10 (60)	6.77 (85)	6.47 (106)	6.50 (108)
	Rating (Data)	Rating (Data)	Rating (Data)	Rating (Data)	Rating (Data)	Rating (Data)	Rating (Data)
1. Size of Government	4.65	4.79	6.43	7.44	6.90	6.01	5.67
A. Government consumption	5.56 (21.09)	5.90 (19.93)	5.88 (20)	6.47 (17.99)	6.34 (18.45)	4.30 (25.39)	4.97 (23.11)
B. Transfers and subsidies	9.46 (2.5)	9.86 (1)	9.35 (2.9)	8.59 (5.68)	8.69 (5.32)	9.30 (3.06)	9.06 (3.95)
C. Government investment	1.08 (46.24)	0.00 (55.37)	4.76 (33.33)	10.00 (14.82)	7.64 (23.25)	6.51 (27.2)	6.51 (27.2)
D. Top marginal tax rate	2.00	3.00	7.00	7.00	7.00	5.00	3.00
(i) Top marginal income tax rate	2.00 (53)	3.00 (50)	7.00 (34)	7.00 (31)	7.00 (31)	5.00 (49)	3.00 (49)
(ii) Top marginal income and payroll tax rate		3.00 (50)	7.00 (34)	7.00 (31)	7.00 (31)	5.00 (49)	3.00 (49)
E. State ownership of assets	5.16	5.16	5.16	5.16	4.83	4.92	4.82
2. Legal System and Property Rights	5.26	5.51	7.48	6.29	5.83	5.00	4.96
A. Judicial independence	4.52	4.47	5.72	4.00	3.28	3.74	3.74
B. Impartial courts	4.94	4.88	5.75	4.70	4.22	4.81	4.97
C. Protection of property rights	5.19	5.19	7.10	4.79	4.77	4.77	4.66
D. Military interference in rule of law and politics			10.00	10.00	10.00		
E. Integrity of the legal system	6.38	5.43	7.75	7.82	7.26	5.44	5.69
F. Legal enforcement of contracts		5.11	6.18	6.05	5.93	5.11	4.88
G. Regulatory restrictions on sale of real property		7.96	7.96	8.06	8.06	7.71	7.71
H. Reliability of police			9.40	4.90	4.90	4.90	4.90
<i>Gender Legal Rights Adjustment</i>	1.00	1.00	1.00	1.00	0.93	0.92	0.90
3. Sound Money	6.02	6.53	6.90	6.56	6.67	6.34	7.01
A. Money growth	9.82 (-0.89)	8.40 (8)	9.41 (2.93)	7.62 (11.91)	9.15 (4.25)	6.97 (15.17)	9.72 (1.4)
B. Standard deviation of inflation	7.72 (5.71)	9.16 (2.1)	8.42 (3.95)	9.11 (2.22)	8.63 (3.44)	8.66 (3.35)	9.14 (2.16)
C. Inflation: most recent year	6.54 (17.31)	8.58 (7.1)	9.78 (1.09)	9.53 (2.37)	8.89 (5.54)	9.73 (1.37)	9.18 (4.08)
D. Freedom to own foreign currency bank accounts	0.00	0.00	0.00	0.00	0.00	0.00	0.00
4. Freedom to Trade Internationally	5.71	5.59	5.83	6.36	6.39	6.29	5.94
A. Tariffs	6.13	5.73	7.27	5.23	5.12	4.87	4.70
(i) Revenue from trade taxes (% of trade sector)	6.13 (5.8)	5.73 (6.4)	7.03 (4.46)	7.73 (3.4)	7.73 (3.4)	6.33 (5.51)	6.33 (5.51)
(ii) Mean tariff rate			7.52 (12.4)	7.96 (10.2)	7.62 (11.9)	7.70 (11.5)	7.78 (11.1)
(iii) Standard deviation of tariff rates				0.00 (43.04)	0.00 (35.11)	0.57 (23.58)	0.00 (29.08)
B. Regulatory trade barriers				6.65	6.88	6.42	5.18
(i) Non-tariff trade barriers							3.83
(ii) Compliance cost of importing and exporting				6.65	6.88	6.42	6.53
C. Black-market exchange rates	6.40	9.20	9.40	10.00	10.00	10.00	10.00
D. Controls of the movement of capital and people	4.58	1.83	0.83	3.55	3.54	3.89	3.89
(i) Financial openness	4.16	1.66	1.66	1.66	1.66	1.66	1.66
(ii) Capital controls	5.00	2.00	0.00	0.00	0.00	0.00	0.00
(iii) Freedom of foreigners to visit				9.00	8.96	10.00	10.00
5. Regulation	5.98	5.82	7.62	8.86	8.05	8.70	8.93
A. Credit Market regulations	5.09	6.00	6.56	9.36	7.91	9.64	9.76
(i) Ownership of banks	2.00	2.00	2.00	10.00	10.00	10.00	10.00
(ii) Private sector credit	7.27	10.00	7.67	8.08	4.73	8.91	9.28
(iii) Interest rate controls / negative real interest rates	6.00	6.00	10.00	10.00	9.00	10.00	10.00
B. Labor Market regulations			9.40	9.40	9.01	9.01	9.29
(i) Hiring regulations and minimum wage			7.80	7.80	7.77	7.77	8.90
(ii) Hiring and firing regulations							
(iii) Centralized collective bargaining							
(iv) Hours regulations			10.00	10.00	10.00	10.00	10.00
(v) Mandated cost of worker dismissal			9.81	9.81	8.27	8.27	8.27
(vi) Conscription	10.00	10.00	10.00	10.00	10.00	10.00	10.00
C. Business regulations			6.91	7.81	7.22	7.45	7.73
(i) Administrative requirements							
(ii) Bureaucracy costs					7.12	6.89	6.67
(iii) Starting a business			8.26	8.26	8.30	8.53	8.57
(iv) Impartial public administration	9.57	5.28	4.04	5.98	4.11	5.96	7.57
(v) Licensing restrictions				8.58	8.42	8.62	8.62
(vi) Cost of tax compliance			8.43	8.43	8.17	7.23	7.23

Finland

	1980	1990	2000	2005	2010	2015	2018
	Rating (Rank)	Rating (Rank)	Rating (Rank)	Rating (Rank)	Rating (Rank)	Rating (Rank)	Rating (Rank)
Summary Ratings (Rank)	6.99 (13)	7.40 (15)	8.03 (13)	7.92 (14)	7.92 (12)	7.75 (31)	7.76 (29)
	Rating (Data)	Rating (Data)	Rating (Data)	Rating (Data)	Rating (Data)	Rating (Data)	Rating (Data)
1. Size of Government	5.57	5.45	5.36	5.31	5.32	4.76	4.89
A. Government consumption	4.43 (24.93)	3.33 (28.69)	3.08 (29.54)	2.94 (30)	2.71 (30.77)	2.76 (30.6)	2.93 (30.05)
B. Transfers and subsidies	6.24 (14.3)	5.78 (16)	4.93 (19.11)	4.44 (20.92)	3.72 (23.54)	3.25 (25.29)	3.74 (23.46)
C. Government investment	8.98 (18.56)	9.47 (16.84)	9.63 (16.3)	9.50 (16.77)	9.46 (16.88)	8.83 (19.11)	9.20 (17.8)
D. Top marginal tax rate	1.00	1.50	2.00	2.50	3.50	2.50	1.50
(i) Top marginal income tax rate	1.00 (65-71)	2.00 (57-63)	3.00 (51-57)	3.00 (50-56)	4.00 (46-51)	3.00 (48-54)	2.00 (48-54)
(ii) Top marginal income and payroll tax rate		1.00 (61-69)	1.00 (53.5-60.5)	2.00 (54-60)	3.00 (52-57)	2.00 (54-59)	1.00 (54-59)
E. State ownership of assets	7.19	7.19	7.19	7.19	7.19	6.48	7.09
2. Legal System and Property Rights	7.55	8.24	8.47	8.36	8.32	8.23	8.12
A. Judicial independence	6.77	7.98	7.95	7.54	7.64	7.82	7.68
B. Impartial courts	5.68	8.03	7.87	7.76	7.55	7.51	7.53
C. Protection of property rights	6.87	7.05	7.89	7.65	7.67	7.63	7.93
D. Military interference in rule of law and politics	10.00	10.00	10.00	10.00	10.00	10.00	10.00
E. Integrity of the legal system	8.49	8.49	8.49	8.49	8.49	8.48	8.47
F. Legal enforcement of contracts	7.50	7.71	7.71	7.66	7.29	6.70	6.29
G. Regulatory restrictions on sale of real property		8.42	8.42	8.42	8.42	8.08	7.52
H. Reliability of police			9.38	9.38	9.51	9.65	9.54
<i>Gender Legal Rights Adjustment</i>	1.00	1.00	1.00	1.00	1.00	1.00	1.00
3. Sound Money	7.78	9.27	9.55	9.58	9.62	9.60	9.36
A. Money growth	8.82 (5.92)	8.62 (6.91)	9.48 (2.58)	9.01 (4.96)	9.11 (4.45)	8.74 (6.3)	7.87 (10.66)
B. Standard deviation of inflation	9.27 (1.82)	9.63 (0.92)	9.38 (1.54)	9.48 (1.31)	9.60 (1)	9.72 (0.71)	9.80 (0.51)
C. Inflation: most recent year	8.05 (9.75)	8.84 (5.82)	9.33 (3.37)	9.83 (0.86)	9.76 (1.22)	9.96 (-0.21)	9.78 (1.08)
D. Freedom to own foreign currency bank accounts	5.00	10.00	10.00	10.00	10.00	10.00	10.00
4. Freedom to Trade Internationally	7.66	7.50	9.23	8.50	8.39	8.38	8.40
A. Tariffs	8.69	8.01	9.18	8.39	8.34	8.36	8.12
(i) Revenue from trade taxes (% of trade sector)	9.47 (0.8)	9.60 (0.6)	9.78 (0.33)	9.59 (0.62)	9.63 (0.55)	9.10 (1.35)	9.13 (1.3)
(ii) Mean tariff rate	7.92 (10.4)	8.46 (7.7)	9.52 (2.4)	9.46 (2.7)	8.98 (5.1)	8.98 (5.1)	8.96 (5.2)
(iii) Standard deviation of tariff rates		5.96 (10.1)	8.24 (4.4)	6.13 (9.67)	6.41 (8.98)	7.00 (7.5)	6.26 (9.36)
B. Regulatory trade barriers			9.68	8.86	8.73	8.23	8.54
(i) Non-tariff trade barriers			9.69	8.72	8.47	7.34	7.94
(ii) Compliance cost of importing and exporting			9.67	8.99	8.99	9.12	9.13
C. Black-market exchange rates	9.80	10.00	10.00	10.00	10.00	10.00	10.00
D. Controls of the movement of capital and people	4.50	4.50	8.08	6.75	6.50	6.94	6.94
(i) Financial openness	6.99	6.99	10.00	10.00	10.00	10.00	10.00
(ii) Capital controls	2.00	2.00	6.15	3.85	3.08	3.08	3.08
(iii) Freedom of foreigners to visit				6.40	6.42	7.74	7.74
5. Regulation	6.38	6.52	7.54	7.87	7.95	7.75	8.03
A. Credit Market regulations	8.63	9.32	10.00	10.00	9.64	9.41	9.90
(i) Ownership of banks	8.00	8.00	10.00	10.00	10.00	10.00	10.00
(ii) Private sector credit	9.89	9.97	10.00	10.00	8.93	8.23	9.70
(iii) Interest rate controls / negative real interest rates	8.00	10.00	10.00	10.00	10.00	10.00	10.00
B. Labor Market regulations	4.14	3.71	4.04	4.84	5.63	5.18	5.34
(i) Hiring regulations and minimum wage			4.72	5.60	3.90	3.90	3.90
(ii) Hiring and firing regulations		3.86	3.23	3.79	4.99	4.23	4.32
(iii) Centralized collective bargaining	4.49	4.49	2.87	3.07	3.88	1.96	2.80
(iv) Hours regulations	4.93	3.52	2.84	6.00	8.00	8.00	8.00
(v) Mandated cost of worker dismissal			7.59	7.59	10.00	10.00	10.00
(vi) Conscription	3.00	3.00	3.00	3.00	3.00	3.00	3.00
C. Business regulations			8.58	8.76	8.57	8.66	8.85
(i) Administrative requirements			7.97	6.42	5.62	5.85	6.49
(ii) Bureaucracy costs			8.48	9.94	7.58	7.78	8.22
(iii) Starting a business			9.44	9.45	9.52	9.52	9.56
(iv) Impartial public administration	10.00	10.00	10.00	10.00	10.00	10.00	10.00
(v) Licensing restrictions				9.76	9.72	9.86	9.86
(vi) Cost of tax compliance			6.98	6.98	8.96	8.96	8.99

France

	1980	1990	2000	2005	2010	2015	2018
	Rating (Rank)	Rating (Rank)	Rating (Rank)	Rating (Rank)	Rating (Rank)	Rating (Rank)	Rating (Rank)
Summary Ratings (Rank)	6.31 (24)	7.18 (20)	7.64 (27)	7.50 (36)	7.59 (34)	7.54 (41)	7.40 (58)
	Rating (Data)	Rating (Data)	Rating (Data)	Rating (Data)	Rating (Data)	Rating (Data)	Rating (Data)
1. Size of Government	5.12	5.33	4.53	4.96	5.39	5.16	4.95
A. Government consumption	4.84 (23.55)	4.85 (23.52)	1.86 (33.69)	3.13 (29.36)	2.96 (29.92)	2.76 (30.61)	2.86 (30.28)
B. Transfers and subsidies	3.02 (26.1)	3.27 (25.2)	3.40 (24.71)	3.33 (24.98)	2.67 (27.41)	2.42 (28.32)	2.37 (28.52)
C. Government investment	9.03 (18.39)	8.45 (20.42)	8.93 (18.74)	8.89 (18.9)	8.89 (18.9)	9.70 (16.07)	10.00 (14.86)
D. Top marginal tax rate	3.00	2.00	1.00	2.00	5.00	3.50	3.00
(i) Top marginal income tax rate	3.00 (60)	3.00 (53)	2.00 (54)	3.00 (52)	6.00 (43)	5.00 (50)	4.00 (51)
(ii) Top marginal income and payroll tax rate		1.00 (61)	0.00 (62-65)	1.00 (62-64)	4.00 (54-56)	2.00 (60-62)	2.00 (60-62)
E. State ownership of assets	5.70	8.08	7.44	7.44	7.44	7.44	6.54
2. Legal System and Property Rights	6.44	6.67	7.03	6.94	7.02	6.91	6.68
A. Judicial independence	6.07	6.38	6.33	6.43	6.20	6.35	6.16
B. Impartial courts	5.29	6.33	7.15	6.71	6.64	6.60	6.21
C. Protection of property rights	5.83	6.55	7.61	7.00	6.89	6.47	6.81
D. Military interference in rule of law and politics	9.58	8.33	8.33	8.82	9.17	9.17	8.30
E. Integrity of the legal system	7.90	7.90	7.95	7.95	7.94	7.87	7.68
F. Legal enforcement of contracts	6.25	6.58	6.58	6.58	6.21	5.97	5.64
G. Regulatory restrictions on sale of real property		4.60	4.60	4.34	6.88	6.39	6.81
H. Reliability of police			7.69	7.69	7.33	7.93	7.10
<i>Gender Legal Rights Adjustment</i>	0.89	1.00	1.00	1.00	0.96	0.95	0.95
3. Sound Money	6.40	9.69	9.59	9.58	9.67	9.77	9.36
A. Money growth	8.19 (9.06)	9.72 (1.38)	8.84 (5.82)	8.79 (6.03)	9.35 (3.23)	9.25 (3.77)	7.85 (10.73)
B. Standard deviation of inflation	9.69 (0.77)	9.64 (0.89)	9.85 (0.38)	9.88 (0.3)	9.61 (0.96)	9.83 (0.44)	9.94 (0.15)
C. Inflation: most recent year	7.72 (11.38)	9.38 (3.09)	9.66 (1.69)	9.64 (1.81)	9.69 (1.53)	9.99 (0.04)	9.63 (1.85)
D. Freedom to own foreign currency bank accounts	0.00	10.00	10.00	10.00	10.00	10.00	10.00
4. Freedom to Trade Internationally	7.15	7.78	9.09	8.46	8.32	8.44	8.46
A. Tariffs	8.95	8.46	9.18	8.39	8.34	8.36	8.12
(i) Revenue from trade taxes (% of trade sector)	9.67 (0.5)	9.73 (0.4)	9.78 (0.33)	9.59 (0.62)	9.63 (0.55)	9.10 (1.35)	9.13 (1.3)
(ii) Mean tariff rate	8.24 (8.8)	8.52 (7.4)	9.52 (2.4)	9.46 (2.7)	8.98 (5.1)	8.98 (5.1)	8.96 (5.2)
(iii) Standard deviation of tariff rates		7.12 (7.2)	8.24 (4.4)	6.13 (9.67)	6.41 (8.98)	7.00 (7.5)	6.26 (9.36)
B. Regulatory trade barriers			8.71	7.95	7.68	7.69	8.00
(i) Non-tariff trade barriers			8.42	7.40	6.64	5.41	6.01
(ii) Compliance cost of importing and exporting			9.00	8.49	8.72	9.96	9.98
C. Black-market exchange rates	9.40	10.00	10.00	10.00	10.00	10.00	10.00
D. Controls of the movement of capital and people	3.08	4.88	8.46	7.52	7.27	7.71	7.71
(i) Financial openness	4.16	4.77	10.00	10.00	10.00	10.00	10.00
(ii) Capital controls	2.00	5.00	6.92	6.15	5.38	5.38	5.38
(iii) Freedom of foreigners to visit				6.40	6.42	7.74	7.74
5. Regulation	6.42	6.42	7.98	7.56	7.56	7.44	7.58
A. Credit Market regulations	8.91	9.01	9.79	9.59	8.88	8.76	8.94
(i) Ownership of banks	10.00	10.00	10.00	10.00	10.00	8.00	8.00
(ii) Private sector credit	8.73	9.03	9.36	8.77	6.63	8.29	8.82
(iii) Interest rate controls / negative real interest rates	8.00	8.00	10.00	10.00	10.00	10.00	10.00
B. Labor Market regulations	3.93	3.83	5.33	5.51	5.94	5.70	5.91
(i) Hiring regulations and minimum wage			4.55	3.30	3.33	2.23	2.23
(ii) Hiring and firing regulations		4.16	1.67	2.35	2.76	2.69	4.45
(iii) Centralized collective bargaining	4.49	4.49	5.53	6.41	7.03	6.80	6.63
(iv) Hours regulations	4.31	3.69	3.17	4.00	4.00	4.00	4.00
(v) Mandated cost of worker dismissal			7.03	7.03	8.50	8.50	8.13
(vi) Conscription	3.00	3.00	10.00	10.00	10.00	10.00	10.00
C. Business regulations			8.82	7.59	7.88	7.86	7.88
(i) Administrative requirements			7.73	2.75	2.74	2.93	4.28
(ii) Bureaucracy costs			8.08	5.87	8.33	8.67	8.00
(iii) Starting a business			9.76	9.76	9.77	9.88	9.86
(iv) Impartial public administration	10.00	10.00	10.00	10.00	10.00	9.29	9.29
(v) Licensing restrictions				8.64	7.89	7.93	7.44
(vi) Cost of tax compliance			8.52	8.52	8.52	8.44	8.44

Gabon

	1980	1990	2000	2005	2010	2015	2018
	Rating (Rank)	Rating (Rank)	Rating (Rank)	Rating (Rank)	Rating (Rank)	Rating (Rank)	Rating (Rank)
Summary Ratings (Rank)	4.60 (77)	5.53 (60)	5.64 (104)	5.77 (121)	5.55 (139)	5.66 (141)	5.86 (138)
	Rating (Data)	Rating (Data)	Rating (Data)	Rating (Data)	Rating (Data)	Rating (Data)	Rating (Data)
1. Size of Government	5.00	6.14	7.14	5.99	4.90	5.95	7.05
A. Government consumption	1.88 (33.6)	5.52 (21.23)	7.65 (14)	4.28 (25.45)	2.78 (30.56)	3.49 (28.14)	5.45 (21.48)
B. Transfers and subsidies		9.81 (1.2)	9.81 (1.2)	9.81 (1.2)	9.81 (1.2)	9.13 (3.71)	9.57 (2.08)
C. Government investment	8.59 (19.94)	9.13 (18.04)	10.00 (13.3)	9.66 (16.21)	3.19 (38.83)	9.27 (17.57)	10.00 (8.61)
D. Top marginal tax rate		1.00	3.00	1.00	3.50	3.50	6.00
(i) Top marginal income tax rate		1.00 (60)	3.00 (50)	1.00 (56)	5.00 (40)	5.00 (40)	8.00 (40)
(ii) Top marginal income and payroll tax rate				1.00 (56)	2.00 (52-57)	2.00 (54)	4.00 (53)
E. State ownership of assets	4.54	5.23	5.23	5.23	5.23	4.36	4.25
2. Legal System and Property Rights	3.90	4.25	3.61	3.70	3.73	3.80	3.50
A. Judicial independence	2.88	3.35	3.47	3.21	3.24	3.61	3.46
B. Impartial courts	2.94	4.13	3.96	4.10	4.06	3.78	3.51
C. Protection of property rights	4.29	4.50	4.41	5.12	5.12	5.37	5.31
D. Military interference in rule of law and politics	8.33	8.33	3.33	3.33	3.33	3.33	3.30
E. Integrity of the legal system	3.82	3.95	4.95	4.95	5.04	5.18	5.07
F. Legal enforcement of contracts			2.92	2.92	2.92	2.92	2.92
G. Regulatory restrictions on sale of real property			5.81	5.81	5.81	4.60	4.86
H. Reliability of police				4.43	4.43	4.90	2.78
<i>Gender Legal Rights Adjustment</i>	0.75	0.75	0.75	0.75	0.76	0.80	0.80
3. Sound Money	4.09	5.43	5.81	5.85	5.65	6.43	6.26
A. Money growth	8.28 (-8.59)	9.61 (1.96)	9.75 (1.27)	6.92 (15.39)	8.81 (5.93)	9.58 (-2.1)	8.64 (-6.78)
B. Standard deviation of inflation	5.43 (11.42)	5.17 (12.08)	3.60 (16)	6.47 (8.83)	4.09 (14.78)	6.21 (9.48)	7.36 (6.59)
C. Inflation: most recent year	2.64 (36.78)	6.93 (15.36)	9.90 (0.5)	10.00 (-0.01)	9.71 (1.46)	9.94 (-0.3)	9.04 (4.79)
D. Freedom to own foreign currency bank accounts	0.00	0.00	0.00	0.00	0.00	0.00	0.00
4. Freedom to Trade Internationally	4.97	6.03	5.61	5.98	6.12	5.28	5.43
A. Tariffs	3.24	6.80	6.00	6.17	6.30	6.27	6.68
(i) Revenue from trade taxes (% of trade sector)	5.13 (7.3)	6.80 (4.8)				6.24 (5.64)	7.49 (3.77)
(ii) Mean tariff rate	1.34 (43.3)		5.92 (20.4)	6.02 (19.9)	6.44 (17.8)	6.46 (17.7)	6.46 (17.7)
(iii) Standard deviation of tariff rates			6.08 (9.8)	6.33 (9.18)	6.16 (9.61)	6.11 (9.74)	6.11 (9.74)
B. Regulatory trade barriers				7.20	7.11	3.70	3.89
(i) Non-tariff trade barriers						3.83	4.22
(ii) Compliance cost of importing and exporting				7.20	7.11	3.57	3.57
C. Black-market exchange rates	9.60	9.20	10.00	10.00	10.00	10.00	10.00
D. Controls of the movement of capital and people	2.08	2.08	0.83	0.55	1.07	1.14	1.14
(i) Financial openness	4.16	4.16	1.66	1.66	1.66	1.66	1.66
(ii) Capital controls	0.00	0.00	0.00	0.00	1.54	1.54	1.54
(iii) Freedom of foreigners to visit				0.00	0.00	0.22	0.22
5. Regulation	5.02	5.80	6.04	7.32	7.33	6.86	7.07
A. Credit Market regulations	3.00	5.43	5.85	7.35	7.10	7.78	8.33
(i) Ownership of banks	0.00	2.00	5.00	5.00	5.00	5.00	5.00
(ii) Private sector credit		6.30	7.56	8.06	7.29	9.33	10.00
(iii) Interest rate controls / negative real interest rates	6.00	8.00	5.00	9.00	9.00	9.00	10.00
B. Labor Market regulations				7.08	8.71	7.45	7.33
(i) Hiring regulations and minimum wage				8.30	8.33	8.33	7.23
(ii) Hiring and firing regulations						3.99	4.35
(iii) Centralized collective bargaining						5.87	5.86
(iv) Hours regulations				4.00	8.00	8.00	8.00
(v) Mandated cost of worker dismissal				6.01	8.50	8.50	8.50
(vi) Conscriptation	10.00	10.00	10.00	10.00	10.00	10.00	10.00
C. Business regulations				7.53	6.17	5.35	5.56
(i) Administrative requirements						3.95	3.44
(ii) Bureaucracy costs					2.88	1.78	3.33
(iii) Starting a business				7.77	7.87	8.21	9.53
(iv) Impartial public administration	4.25	6.76	7.97	7.97	7.97	8.05	7.70
(v) Licensing restrictions				7.44	7.60	5.55	6.43
(vi) Cost of tax compliance			6.95	6.95	4.53	4.53	2.92

Gambia, The

	1980	1990	2000	2005	2010	2015	2018
	Rating (Rank)	Rating (Rank)	Rating (Rank)	Rating (Rank)	Rating (Rank)	Rating (Rank)	Rating (Rank)
Summary Ratings (Rank)					7.02 (71)	7.17 (68)	7.14 (72)
	Rating (Data)	Rating (Data)	Rating (Data)	Rating (Data)	Rating (Data)	Rating (Data)	Rating (Data)
1. Size of Government		5.37		6.56	6.91	7.50	6.87
A. Government consumption				9.37 (8.15)	8.71 (10.4)	8.32 (11.7)	8.23 (12.03)
B. Transfers and subsidies					9.58 (2.04)	9.58 (2.04)	9.58 (2.04)
C. Government investment		4.78 (33.26)		4.09 (35.68)	3.12 (39.07)	5.77 (29.8)	0.00 (53.14)
D. Top marginal tax rate						8.00	9.00
(i) Top marginal income tax rate						8.00 (30)	9.00 (25)
(ii) Top marginal income and payroll tax rate						8.00 (30)	9.00 (25)
E. State ownership of assets	5.07	5.95	6.21	6.21	6.21	5.83	7.57
2. Legal System and Property Rights	5.26	5.73	5.50	5.04	4.93	4.84	5.05
A. Judicial independence	5.57	5.50	3.27	3.88	3.75	3.21	5.35
B. Impartial courts	5.21	5.21	4.19	4.85	4.75	4.40	4.84
C. Protection of property rights	6.02	6.02	4.92	5.83	5.62	5.10	5.52
D. Military interference in rule of law and politics	3.33	6.67	3.33	3.33	3.33	3.54	3.30
E. Integrity of the legal system	6.84	6.01	6.80	5.91	5.50	5.60	6.05
F. Legal enforcement of contracts			6.50	4.89	4.89	5.09	3.76
G. Regulatory restrictions on sale of real property			9.93	6.22	6.22	6.25	6.06
H. Reliability of police			6.22	6.44	6.44	6.55	6.53
<i>Gender Legal Rights Adjustment</i>	0.95	0.95	0.95	0.95	0.95	0.95	0.95
3. Sound Money					7.92	9.19	9.45
A. Money growth					8.91 (-5.44)	8.89 (5.54)	9.72 (1.41)
B. Standard deviation of inflation					8.79 (3.04)	9.22 (1.95)	9.40 (1.5)
C. Inflation: most recent year					8.99 (5.05)	8.64 (6.81)	8.70 (6.52)
D. Freedom to own foreign currency bank accounts					5.00	10.00	10.00
4. Freedom to Trade Internationally					7.79	7.68	7.21
A. Tariffs					6.47	6.48	6.61
(i) Revenue from trade taxes (% of trade sector)					5.24 (7.14)	5.24 (7.14)	5.24 (7.14)
(ii) Mean tariff rate					7.20 (14)	7.18 (14.1)	7.56 (12.2)
(iii) Standard deviation of tariff rates					6.98 (7.56)	7.01 (7.47)	7.02 (7.44)
B. Regulatory trade barriers					6.52	5.01	5.13
(i) Non-tariff trade barriers					6.12	5.50	5.46
(ii) Compliance cost of importing and exporting					6.92	4.52	4.80
C. Black-market exchange rates					10.00	10.00	7.85
D. Controls of the movement of capital and people	1.66	4.16	10.00	10.00	8.15	9.23	9.23
(i) Financial openness	1.66	4.16	10.00	10.00	10.00	10.00	10.00
(ii) Capital controls					7.69	7.69	7.69
(iii) Freedom of foreigners to visit					6.75	10.00	10.00
5. Regulation					7.54	6.62	7.11
A. Credit Market regulations					8.96	6.33	6.84
(i) Ownership of banks					10.00	10.00	10.00
(ii) Private sector credit		10.00		0.00	7.88	0.00	2.51
(iii) Interest rate controls / negative real interest rates					9.00	9.00	8.00
B. Labor Market regulations					8.10	8.09	7.92
(i) Hiring regulations and minimum wage					10.00	10.00	10.00
(ii) Hiring and firing regulations					5.66	4.92	5.17
(iii) Centralized collective bargaining					6.92	7.62	6.86
(iv) Hours regulations					6.00	6.00	10.00
(v) Mandated cost of worker dismissal					10.00	10.00	5.51
(vi) Conscription					10.00	10.00	10.00
C. Business regulations					5.56	5.44	6.56
(i) Administrative requirements					5.62	5.59	5.45
(ii) Bureaucracy costs					3.94	2.22	3.56
(iii) Starting a business					6.97	7.88	9.22
(iv) Impartial public administration	6.97	6.97	2.81	2.81	2.81	2.02	6.71
(v) Licensing restrictions					8.24	8.57	8.09
(vi) Cost of tax compliance					5.79	6.35	6.35

Georgia

	1980	1990	2000	2005	2010	2015	2018
	Rating (Rank)	Rating (Rank)	Rating (Rank)	Rating (Rank)	Rating (Rank)	Rating (Rank)	Rating (Rank)
Summary Ratings (Rank)			6.97 (54)	7.85 (16)	7.76 (21)	8.14 (9)	8.18 (8)
	Rating (Data)	Rating (Data)	Rating (Data)	Rating (Data)	Rating (Data)	Rating (Data)	Rating (Data)
1. Size of Government			8.33	7.89	6.99	8.03	7.86
A. Government consumption			9.40 (8.03)	5.72 (20.56)	7.11 (15.83)	7.13 (15.75)	7.06 (16.01)
B. Transfers and subsidies				7.79 (8.6)	6.91 (11.85)	6.88 (11.94)	7.08 (11.23)
C. Government investment			10.00 (3.54)	8.29 (21)	2.13 (42.55)	8.67 (19.67)	8.40 (20.59)
D. Top marginal tax rate				9.00	10.00	10.00	10.00
(i) Top marginal income tax rate				10.00 (12)	10.00 (20)	10.00 (20)	10.00 (20)
(ii) Top marginal income and payroll tax rate				8.00 (27)	10.00 (20)	10.00 (20)	10.00 (20)
E. State ownership of assets		3.33	5.59	8.67	8.80	7.46	6.76
2. Legal System and Property Rights	3.40	4.59	6.02	6.46	6.81	6.50	6.47
A. Judicial independence	3.57	3.30	3.16	2.86	3.91	4.72	4.23
B. Impartial courts	2.59	3.25	3.11	3.80	4.62	5.30	5.13
C. Protection of property rights	3.11	3.11	4.03	4.95	4.67	5.76	5.95
D. Military interference in rule of law and politics			10.00	10.00	10.00		
E. Integrity of the legal system	4.32	4.32	6.97	7.32	7.32	6.05	6.12
F. Legal enforcement of contracts		5.14	6.69	7.37	7.37	6.50	6.80
G. Regulatory restrictions on sale of real property		8.44	8.44	9.67	9.93	9.98	9.98
H. Reliability of police			5.73	5.73	6.63	7.19	7.07
<i>Gender Legal Rights Adjustment</i>	1.00	1.00	1.00	1.00	1.00	1.00	1.00
3. Sound Money				8.64	8.80	9.00	9.30
A. Money growth			6.24 (18.8)	7.01 (14.97)	8.66 (6.68)	8.33 (8.36)	8.13 (9.34)
B. Standard deviation of inflation				9.19 (2.02)	7.97 (5.07)	8.46 (3.86)	9.59 (1.03)
C. Inflation: most recent year				8.35 (8.23)	8.58 (7.1)	9.20 (4)	9.48 (2.62)
D. Freedom to own foreign currency bank accounts				10.00	10.00	10.00	10.00
4. Freedom to Trade Internationally			7.91	8.33	8.25	8.97	9.02
A. Tariffs			9.23	8.51	9.16	9.31	9.24
(i) Revenue from trade taxes (% of trade sector)			9.23 (1.16)	9.17 (1.25)	9.74 (0.39)	9.87 (0.2)	9.90 (0.15)
(ii) Mean tariff rate				8.60 (7)	9.74 (1.3)	9.70 (1.5)	9.70 (1.5)
(iii) Standard deviation of tariff rates				7.76 (5.6)	7.99 (5.03)	8.36 (4.1)	8.11 (4.73)
B. Regulatory trade barriers			7.00	6.75	7.51	8.03	8.04
(i) Non-tariff trade barriers				5.22	6.50	6.65	6.50
(ii) Compliance cost of importing and exporting			7.00	8.28	8.51	9.40	9.58
C. Black-market exchange rates				10.00	10.00	10.00	10.00
D. Controls of the movement of capital and people			7.49	8.04	6.33	8.56	8.81
(i) Financial openness			7.49	7.49	3.01	10.00	10.00
(ii) Capital controls				8.33	7.69	6.15	6.92
(iii) Freedom of foreigners to visit				8.30	8.30	9.51	9.51
5. Regulation			5.64	7.94	7.94	8.19	8.27
A. Credit Market regulations				9.67	8.70	9.82	9.73
(i) Ownership of banks				10.00	10.00	10.00	10.00
(ii) Private sector credit			9.26	10.00	6.10	9.47	9.19
(iii) Interest rate controls / negative real interest rates				9.00	10.00	10.00	10.00
B. Labor Market regulations				7.62	7.41	6.45	6.63
(i) Hiring regulations and minimum wage				10.00	10.00	6.67	6.67
(ii) Hiring and firing regulations				6.78	6.74	5.92	5.79
(iii) Centralized collective bargaining				8.31	7.46	7.87	7.08
(iv) Hours regulations				8.00	10.00	8.00	8.00
(v) Mandated cost of worker dismissal				9.63	9.25	9.25	9.25
(vi) Conscription				3.00	1.00	1.00	3.00
C. Business regulations			5.30	6.52	7.71	8.29	8.43
(i) Administrative requirements				4.74	5.89	6.34	6.08
(ii) Bureaucracy costs				3.22	7.88	8.00	8.44
(iii) Starting a business			8.88	9.36	9.89	9.88	9.95
(iv) Impartial public administration		2.42	2.03	7.36	7.24	8.56	8.67
(v) Licensing restrictions				8.79	9.68	10.00	9.89
(vi) Cost of tax compliance			4.98	5.66	5.66	6.97	7.58

Germany

	1980	1990	2000	2005	2010	2015	2018
	Rating (Rank)	Rating (Rank)	Rating (Rank)	Rating (Rank)	Rating (Rank)	Rating (Rank)	Rating (Rank)
Summary Ratings (Rank)	7.52 (6)	7.84 (11)	7.96 (16)	7.83 (19)	7.78 (19)	7.97 (15)	7.85 (21)
	Rating (Data)	Rating (Data)	Rating (Data)	Rating (Data)	Rating (Data)	Rating (Data)	Rating (Data)
1. Size of Government	5.64	6.33	5.97	6.59	6.19	6.38	6.13
A. Government consumption	4.03 (26.3)	4.35 (25.2)	4.55 (24.52)	4.67 (24.11)	4.24 (25.57)	3.82 (27)	3.64 (27.63)
B. Transfers and subsidies	5.34 (17.6)	5.26 (17.9)	2.29 (28.81)	2.29 (28.78)	2.59 (27.71)	3.06 (25.95)	3.00 (26.2)
C. Government investment	8.82 (19.12)	10.00 (14.28)	10.00 (10.57)	10.00 (10.28)	10.00 (11.9)	10.00 (10.6)	10.00 (11.24)
D. Top marginal tax rate	2.00	4.00	3.00	6.00	5.00	5.00	5.00
(i) Top marginal income tax rate	2.00 (65)	4.00 (53)	3.00 (56)	6.00 (44)	5.00 (47)	5.00 (47)	5.00 (47)
(ii) Top marginal income and payroll tax rate		4.00 (53)	3.00 (56)	6.00 (44)	5.00 (47)	5.00 (47)	5.00 (47)
E. State ownership of assets	8.01	8.02	10.00	10.00	9.11	10.00	9.02
2. Legal System and Property Rights	7.74	8.15	8.24	8.17	7.80	7.56	7.38
A. Judicial independence	6.90	7.68	7.87	7.81	7.70	7.21	6.79
B. Impartial courts	5.68	7.58	7.77	7.71	6.91	7.06	6.79
C. Protection of property rights	6.79	7.60	7.01	7.03	6.65	7.16	6.94
D. Military interference in rule of law and politics	10.00	10.00	10.00	10.00	10.00	10.00	10.00
E. Integrity of the legal system	8.82	8.85	8.57	8.01	8.01	7.94	7.81
F. Legal enforcement of contracts	8.25	7.53	7.65	7.69	7.44	7.04	7.04
G. Regulatory restrictions on sale of real property		7.80	7.80	7.86	7.53	6.81	6.85
H. Reliability of police			9.22	9.22	8.15	7.24	6.83
<i>Gender Legal Rights Adjustment</i>	1.00	1.00	1.00	1.00	1.00	1.00	1.00
3. Sound Money	9.43	9.67	9.55	9.53	9.59	9.65	9.39
A. Money growth	9.18 (4.1)	9.68 (1.6)	8.77 (6.13)	8.64 (6.81)	8.86 (5.69)	8.85 (5.75)	7.99 (10.05)
B. Standard deviation of inflation	9.64 (0.89)	9.52 (1.2)	9.71 (0.72)	9.88 (0.31)	9.73 (0.67)	9.80 (0.51)	9.90 (0.24)
C. Inflation: most recent year	8.90 (5.5)	9.46 (2.7)	9.71 (1.47)	9.61 (1.95)	9.77 (1.14)	9.95 (0.23)	9.65 (1.73)
D. Freedom to own foreign currency bank accounts	10.00	10.00	10.00	10.00	10.00	10.00	10.00
4. Freedom to Trade Internationally	9.32	9.48	9.44	8.38	8.19	8.21	8.23
A. Tariffs	8.95	8.44	9.18	8.39	8.34	8.36	8.12
(i) Revenue from trade taxes (% of trade sector)	9.67 (0.5)	9.67 (0.5)	9.78 (0.33)	9.59 (0.62)	9.63 (0.55)	9.10 (1.35)	9.13 (1.3)
(ii) Mean tariff rate	8.24 (8.8)	8.52 (7.4)	9.52 (2.4)	9.46 (2.7)	8.98 (5.1)	8.98 (5.1)	8.96 (5.2)
(iii) Standard deviation of tariff rates		7.12 (7.2)	8.24 (4.4)	6.13 (9.67)	6.41 (8.98)	7.00 (7.5)	6.26 (9.36)
B. Regulatory trade barriers			8.98	8.39	7.68	7.56	7.87
(i) Non-tariff trade barriers			8.45	7.65	6.21	5.94	6.56
(ii) Compliance cost of importing and exporting			9.50	9.14	9.14	9.18	9.18
C. Black-market exchange rates	10.00	10.00	10.00	10.00	10.00	10.00	10.00
D. Controls of the movement of capital and people	9.00	10.00	9.62	6.75	6.75	6.94	6.94
(i) Financial openness	10.00	10.00	10.00	10.00	10.00	10.00	10.00
(ii) Capital controls	8.00	10.00	9.23	3.85	3.85	3.08	3.08
(iii) Freedom of foreigners to visit				6.40	6.42	7.74	7.74
5. Regulation	5.45	5.56	6.63	6.50	7.14	8.03	8.13
A. Credit Market regulations	7.61	7.65	8.33	8.01	7.93	8.33	8.33
(i) Ownership of banks	5.00	5.00	5.00	5.00	5.00	5.00	5.00
(ii) Private sector credit	7.83	7.94	10.00	9.04	8.78	10.00	10.00
(iii) Interest rate controls / negative real interest rates	10.00	10.00	10.00	10.00	10.00	10.00	10.00
B. Labor Market regulations	3.29	3.48	2.98	3.94	5.40	7.18	7.54
(i) Hiring regulations and minimum wage			4.63	6.70	6.67	8.90	8.90
(ii) Hiring and firing regulations		3.94	1.82	2.42	3.01	5.17	6.10
(iii) Centralized collective bargaining	4.49	4.49	2.32	3.20	3.45	4.78	6.01
(iv) Hours regulations	4.40	4.49	2.51	4.70	8.00	8.00	8.00
(v) Mandated cost of worker dismissal			3.60	3.60	6.26	6.26	6.26
(vi) Conscription	1.00	1.00	3.00	3.00	5.00	10.00	10.00
C. Business regulations			8.57	7.54	8.10	8.58	8.50
(i) Administrative requirements			8.18	3.43	3.42	5.46	5.69
(ii) Bureaucracy costs			8.53	5.80	8.94	9.56	9.33
(iii) Starting a business			8.34	9.03	9.47	9.54	9.58
(iv) Impartial public administration	10.00	10.00	10.00	10.00	10.00	10.00	10.00
(v) Licensing restrictions				9.17	9.25	9.35	8.86
(vi) Cost of tax compliance			7.80	7.80	7.52	7.56	7.56

Ghana

	1980	1990	2000	2005	2010	2015	2018
	Rating (Rank)	Rating (Rank)	Rating (Rank)	Rating (Rank)	Rating (Rank)	Rating (Rank)	Rating (Rank)
Summary Ratings (Rank)	2.95 (110)	4.53 (93)	5.80 (98)	6.39 (93)	6.91 (79)	6.45 (108)	6.65 (96)
	Rating (Data)	Rating (Data)	Rating (Data)	Rating (Data)	Rating (Data)	Rating (Data)	Rating (Data)
1. Size of Government	5.39	4.49	5.95	6.59	8.57	8.35	8.60
A. Government consumption	8.31 (11.74)	8.87 (9.85)	7.12 (15.8)	7.09 (15.9)	9.70 (7.02)	8.19 (12.15)	8.49 (11.13)
B. Transfers and subsidies	9.48 (2.4)	9.43 (2.6)	9.24 (3.3)	9.87 (0.98)	9.65 (1.78)	9.64 (1.83)	9.64 (1.83)
C. Government investment		0.00 (51.89)	1.43 (45.01)	2.46 (41.38)	10.00 (11.45)	10.00 (13.52)	10.00 (11.99)
D. Top marginal tax rate	1.00	1.00	6.00	7.00	7.00	7.00	6.50
(i) Top marginal income tax rate	1.00 (60)	2.00 (55)	8.00 (30)	9.00 (25)	9.00 (25)	9.00 (25)	8.00 (35)
(ii) Top marginal income and payroll tax rate		0.00 (62)	4.00 (41)	5.00 (37)	5.00 (37)	5.00 (37)	5.00 (46)
E. State ownership of assets	2.78	3.18	5.96	6.52	6.52	6.90	8.38
2. Legal System and Property Rights	3.46	4.31	5.05	4.93	5.47	5.52	5.11
A. Judicial independence	4.45	3.17	4.92	4.81	5.08	5.47	5.17
B. Impartial courts	3.50	4.57	4.78	4.68	4.55	4.65	4.61
C. Protection of property rights	6.09	5.41	5.11	5.57	5.34	5.66	5.76
D. Military interference in rule of law and politics	1.67	1.67	5.00	4.44	5.00	5.00	5.00
E. Integrity of the legal system	3.75	4.50	5.06	5.37	5.66	5.35	5.60
F. Legal enforcement of contracts		4.91	4.95	3.70	3.95	3.72	3.72
G. Regulatory restrictions on sale of real property		5.95	5.95	6.25	9.13	8.74	7.37
H. Reliability of police			4.65	4.65	5.83	6.14	5.09
<i>Gender Legal Rights Adjustment</i>	0.78	1.00	1.00	1.00	0.97	0.98	0.93
3. Sound Money	1.60	4.58	5.82	7.38	7.13	5.62	6.30
A. Money growth	3.23 (33.84)	4.46 (27.69)	7.46 (12.72)	6.06 (19.71)	6.15 (19.24)	6.79 (16.04)	8.71 (6.46)
B. Standard deviation of inflation	3.17 (17.07)	8.00 (4.99)	5.85 (10.37)	6.47 (8.83)	9.50 (1.24)	9.10 (2.24)	8.45 (3.87)
C. Inflation: most recent year	0.00 (51.13)	5.87 (20.66)	4.96 (25.19)	6.98 (15.12)	7.86 (10.71)	6.57 (17.15)	8.03 (9.84)
D. Freedom to own foreign currency bank accounts	0.00	0.00	5.00	10.00	5.00	0.00	0.00
4. Freedom to Trade Internationally	0.00	4.33	6.58	5.77	6.54	5.99	6.13
A. Tariffs	0.00	4.38	6.54	5.48	7.15	7.29	7.58
(i) Revenue from trade taxes (% of trade sector)	0.00 (17.3)	2.27 (11.6)	6.93 (4.6)	6.86 (4.71)	6.86 (4.71)	7.29 (4.07)	8.11 (2.83)
(ii) Mean tariff rate		6.50 (17.5)	6.96 (15.2)	7.36 (13.2)	7.40 (13)	7.42 (12.9)	7.62 (11.9)
(iii) Standard deviation of tariff rates			5.72 (10.7)	2.23 (19.43)	7.19 (7.02)	7.16 (7.1)	7.00 (7.5)
B. Regulatory trade barriers			8.17	5.78	6.64	4.52	4.80
(i) Non-tariff trade barriers					6.52	5.80	5.63
(ii) Compliance cost of importing and exporting			8.17	5.78	6.76	3.25	3.96
C. Black-market exchange rates	0.00	8.60	10.00	10.00	10.00	10.00	10.00
D. Controls of the movement of capital and people	0.00	0.00	1.60	1.82	2.35	2.13	2.13
(i) Financial openness	0.00	0.00	1.66	1.66	1.66	0.00	0.00
(ii) Capital controls	0.00	0.00	1.54	2.31	3.85	3.85	3.85
(iii) Freedom of foreigners to visit				1.50	1.55	2.54	2.54
5. Regulation	4.30	4.95	5.61	7.28	6.84	6.78	7.13
A. Credit Market regulations	1.76	3.93	4.93	9.09	7.75	7.39	8.40
(i) Ownership of banks	2.00	2.00	5.00	8.00	8.00	8.00	8.00
(ii) Private sector credit	3.29	7.79	4.85	9.27	5.24	6.77	7.19
(iii) Interest rate controls / negative real interest rates	0.00	2.00		10.00	10.00	10.00	10.00
B. Labor Market regulations			6.44	7.00	6.52	6.64	6.65
(i) Hiring regulations and minimum wage			10.00	10.00	10.00	10.00	10.00
(ii) Hiring and firing regulations			5.50		5.28	5.61	5.61
(iii) Centralized collective bargaining			5.17		5.83	6.23	6.31
(iv) Hours regulations			8.00	8.00	8.00	8.00	8.00
(v) Mandated cost of worker dismissal			0.00	0.00	0.00	0.00	0.00
(vi) Conscription	10.00	10.00	10.00	10.00	10.00	10.00	10.00
C. Business regulations			5.44	5.76	6.25	6.32	6.33
(i) Administrative requirements					4.32	4.19	4.76
(ii) Bureaucracy costs					6.52	6.00	5.11
(iii) Starting a business			6.49	6.81	9.42	9.34	9.45
(iv) Impartial public administration	2.88	2.84	3.25	3.25	3.42	2.79	3.06
(v) Licensing restrictions				6.41	6.35	8.14	8.14
(vi) Cost of tax compliance			6.59	6.59	7.49	7.49	7.47

Greece

	1980	1990	2000	2005	2010	2015	2018
	Rating (Rank)	Rating (Rank)	Rating (Rank)	Rating (Rank)	Rating (Rank)	Rating (Rank)	Rating (Rank)
Summary Ratings (Rank)	5.75 (37)	6.04 (42)	7.33 (35)	7.39 (44)	7.12 (63)	6.63 (97)	6.71 (92)
	Rating (Data)	Rating (Data)	Rating (Data)	Rating (Data)	Rating (Data)	Rating (Data)	Rating (Data)
1. Size of Government	6.11	6.29	6.13	6.67	6.31	4.08	4.95
A. Government consumption	7.44 (14.69)	6.69 (17.25)	6.57 (17.67)	6.71 (17.17)	4.82 (23.6)	5.19 (22.34)	5.30 (21.97)
B. Transfers and subsidies	8.59 (5.69)	4.55 (20.5)	5.23 (18)	5.35 (17.55)	4.05 (22.33)	3.86 (23.05)	4.26 (21.57)
C. Government investment		10.00 (14.3)	7.63 (23.28)	7.97 (22.09)	8.33 (20.84)	2.76 (40.34)	8.24 (21.16)
D. Top marginal tax rate	3.00	4.00	4.00	5.00	6.00	2.50	1.00
(i) Top marginal income tax rate	3.00 (60)	4.00 (50)	5.00 (42.5)	5.00 (40)	6.00 (40)	3.00 (50)	2.00 (55)
(ii) Top marginal income and payroll tax rate		4.00 (50)	3.00 (49.5)	5.00 (40)	6.00 (40)	2.00 (63)	0.00 (68)
E. State ownership of assets	5.41	6.22	7.23	8.32	8.35	6.10	5.95
2. Legal System and Property Rights	5.42	5.83	6.01	6.53	5.78	6.07	5.71
A. Judicial independence	5.35	5.56	5.92	5.59	4.89	5.29	4.93
B. Impartial courts	3.87	5.56	5.56	5.43	4.51	4.50	4.11
C. Protection of property rights	6.54	5.99	5.69	6.64	5.91	5.61	5.16
D. Military interference in rule of law and politics	4.72	7.64	8.33	7.64	8.33	8.33	8.30
E. Integrity of the legal system	6.04	6.27	6.14	7.39	7.42	7.27	7.03
F. Legal enforcement of contracts	6.00	4.81	4.81	4.56	4.44	3.31	3.07
G. Regulatory restrictions on sale of real property		4.98	4.98	8.27	5.72	8.04	7.93
H. Reliability of police			6.69	6.69	5.03	6.21	5.12
<i>Gender Legal Rights Adjustment</i>	1.00	1.00	1.00	1.00	1.00	1.00	1.00
3. Sound Money	7.12	6.89	9.32	9.56	9.67	8.35	7.93
A. Money growth	7.94 (10.3)	7.05 (14.74)	8.70 (6.52)	9.10 (4.49)	9.99 (-0.07)	9.30 (3.51)	7.32 (13.42)
B. Standard deviation of inflation	9.06 (2.35)	9.05 (2.37)	9.21 (1.97)	9.85 (0.37)	9.62 (0.96)	9.43 (1.42)	9.52 (1.19)
C. Inflation: most recent year	6.46 (17.69)	6.47 (17.67)	9.37 (3.17)	9.29 (3.56)	9.06 (4.71)	9.65 (-1.74)	9.87 (0.63)
D. Freedom to own foreign currency bank accounts	5.00	5.00	10.00	10.00	10.00	5.00	5.00
4. Freedom to Trade Internationally	6.16	6.55	8.83	8.04	7.99	7.84	7.82
A. Tariffs	8.05	8.41	9.18	8.39	8.34	8.36	8.12
(i) Revenue from trade taxes (% of trade sector)	7.87 (3.2)	9.60 (0.6)	9.78 (0.33)	9.59 (0.62)	9.63 (0.55)	9.10 (1.35)	9.13 (1.3)
(ii) Mean tariff rate	8.24 (8.8)	8.52 (7.4)	9.52 (2.4)	9.46 (2.7)	8.98 (5.1)	8.98 (5.1)	8.96 (5.2)
(iii) Standard deviation of tariff rates		7.12 (7.2)	8.24 (4.4)	6.13 (9.67)	6.41 (8.98)	7.00 (7.5)	6.26 (9.36)
B. Regulatory trade barriers			8.56	7.01	6.87	7.67	7.84
(i) Non-tariff trade barriers			7.95	7.10	6.82	5.91	6.24
(ii) Compliance cost of importing and exporting			9.17	6.93	6.93	9.42	9.44
C. Black-market exchange rates	8.60	9.40	10.00	10.00	10.00	10.00	10.00
D. Controls of the movement of capital and people	1.83	1.83	7.59	6.75	6.75	5.34	5.34
(i) Financial openness	1.66	1.66	7.49	10.00	10.00	7.49	7.49
(ii) Capital controls	2.00	2.00	7.69	3.85	3.85	0.77	0.77
(iii) Freedom of foreigners to visit				6.40	6.42	7.74	7.74
5. Regulation	3.93	4.66	6.33	6.17	5.85	6.79	7.17
A. Credit Market regulations	4.24	5.63	7.67	8.16	6.00	8.57	9.67
(i) Ownership of banks	2.00	5.00	5.00	8.00	8.00	10.00	10.00
(ii) Private sector credit	4.73	3.90	7.98	6.48	0.00	5.72	10.00
(iii) Interest rate controls / negative real interest rates	6.00	8.00	10.00	10.00	10.00	10.00	9.00
B. Labor Market regulations	3.61	3.69	4.11	4.01	4.52	4.85	5.04
(i) Hiring regulations and minimum wage			4.07	5.60	5.57	5.57	5.57
(ii) Hiring and firing regulations		4.81	2.33	2.93	3.27	3.99	4.60
(iii) Centralized collective bargaining	4.49	4.49	4.17	3.48	3.51	5.05	5.58
(iv) Hours regulations	6.33	5.45	6.35	3.30	4.00	6.00	6.00
(v) Mandated cost of worker dismissal			7.78	7.78	7.76	5.51	5.51
(vi) Conscription	0.00	0.00	0.00	1.00	3.00	3.00	3.00
C. Business regulations			7.20	6.35	7.02	6.95	6.79
(i) Administrative requirements			6.98	2.79	2.24	2.33	2.62
(ii) Bureaucracy costs			6.40	4.51	6.52	6.00	6.67
(iii) Starting a business			8.05	8.20	9.39	9.56	9.86
(iv) Impartial public administration	6.53	7.51	7.51	7.51	8.33	7.10	5.75
(v) Licensing restrictions				8.04	8.16	8.89	7.98
(vi) Cost of tax compliance			7.04	7.04	7.49	7.84	7.84

Guatemala

	1980	1990	2000	2005	2010	2015	2018
	Rating (Rank)	Rating (Rank)	Rating (Rank)	Rating (Rank)	Rating (Rank)	Rating (Rank)	Rating (Rank)
Summary Ratings (Rank)	6.21 (25)	6.12 (38)	6.90 (56)	7.46 (40)	7.49 (40)	7.83 (25)	7.70 (35)
	Rating (Data)	Rating (Data)	Rating (Data)	Rating (Data)	Rating (Data)	Rating (Data)	Rating (Data)
1. Size of Government	8.04	8.64	8.69	8.74	8.32	9.44	9.51
A. Government consumption	9.07 (9.16)	9.62 (7.3)	9.66 (7.14)	9.17 (8.81)	8.61 (10.73)	8.57 (10.87)	8.84 (9.94)
B. Transfers and subsidies	9.81 (1.2)	9.65 (1.8)	9.47 (2.46)	9.65 (1.79)	9.88 (0.93)	9.90 (0.86)	9.87 (0.97)
C. Government investment	3.93 (36.24)	8.55 (20.09)	7.93 (22.25)	9.98 (15.07)	8.23 (21.21)	10.00 (9.97)	10.00 (9.63)
D. Top marginal tax rate	8.00	6.00	7.00	5.50	5.50	9.50	10.00
(i) Top marginal income tax rate	8.00 (40)	7.00 (34)	7.00 (31)	7.00 (31)	7.00 (31)	10.00 (7)	10.00 (7)
(ii) Top marginal income and payroll tax rate		5.00 (37)	7.00 (34)	4.00 (42)	4.00 (42)	9.00 (21)	10.00 (21)
E. State ownership of assets	9.40	9.40	9.40	9.40	9.37	9.23	8.81
2. Legal System and Property Rights	2.68	3.72	4.14	5.11	4.64	4.87	4.73
A. Judicial independence	4.04	4.40	3.39	4.10	3.70	4.47	4.08
B. Impartial courts	3.33	3.67	3.02	3.56	3.38	3.56	3.31
C. Protection of property rights	3.96	3.30	3.83	4.73	5.04	5.67	5.35
D. Military interference in rule of law and politics	0.97	3.33	4.31	8.33	6.67	6.67	6.70
E. Integrity of the legal system	2.77	3.60	4.59	4.86	4.23	5.00	4.72
F. Legal enforcement of contracts		3.39	3.39	3.39	3.39	3.39	3.39
G. Regulatory restrictions on sale of real property		7.61	7.61	8.94	9.27	8.33	8.36
H. Reliability of police			2.94	2.94	2.14	2.89	3.32
<i>Gender Legal Rights Adjustment</i>	0.78	0.78	1.00	1.00	0.96	0.95	0.93
3. Sound Money	8.95	6.83	7.64	9.17	9.37	9.63	9.49
A. Money growth	9.26 (3.72)	7.15 (14.24)	7.47 (12.64)	8.64 (6.82)	9.14 (4.28)	9.42 (2.89)	8.87 (5.64)
B. Standard deviation of inflation	8.56 (3.61)	3.94 (15.15)	9.28 (1.79)	9.73 (0.68)	9.11 (2.23)	9.57 (1.07)	9.85 (0.38)
C. Inflation: most recent year	8.00 (10)	6.24 (18.78)	8.80 (5.98)	8.32 (8.42)	9.23 (3.86)	9.52 (2.39)	9.25 (3.75)
D. Freedom to own foreign currency bank accounts	10.00	10.00	5.00	10.00	10.00	10.00	10.00
4. Freedom to Trade Internationally	5.31	6.23	7.86	7.92	8.50	8.50	8.29
A. Tariffs	3.40	4.33	7.93	6.74	8.54	8.58	8.56
(i) Revenue from trade taxes (% of trade sector)	6.80 (4.8)	7.60 (3.6)	8.36 (2.46)	8.19 (2.71)	9.17 (1.25)	9.35 (0.97)	9.29 (1.06)
(ii) Mean tariff rate	0.00 (50)	5.40 (23)	8.56 (7.2)	9.46 (2.7)	8.88 (5.6)	8.88 (5.6)	8.88 (5.6)
(iii) Standard deviation of tariff rates		0.00 (26.7)	6.88 (7.8)	2.57 (18.57)	7.58 (6.05)	7.51 (6.22)	7.51 (6.22)
B. Regulatory trade barriers			6.07	6.11	6.65	6.34	6.04
(i) Non-tariff trade barriers			4.13	5.56	5.62	6.05	5.46
(ii) Compliance cost of importing and exporting			8.00	6.66	7.68	6.62	6.62
C. Black-market exchange rates	8.00	10.00	10.00	10.00	10.00	10.00	10.00
D. Controls of the movement of capital and people	4.53	4.35	7.43	8.82	8.81	9.07	8.55
(i) Financial openness	4.06	3.71	7.17	10.00	10.00	10.00	10.00
(ii) Capital controls	5.00	5.00	7.69	8.46	8.46	8.46	6.92
(iii) Freedom of foreigners to visit				8.00	7.97	8.74	8.74
5. Regulation	6.05	5.18	6.19	6.38	6.63	6.70	6.48
A. Credit Market regulations	8.53	8.07	8.52	9.29	9.12	9.59	9.63
(i) Ownership of banks	8.00	8.00	8.00	10.00	10.00	10.00	10.00
(ii) Private sector credit	9.58	8.22	8.56	8.87	7.35	8.76	8.88
(iii) Interest rate controls / negative real interest rates	8.00	8.00	9.00	9.00	10.00	10.00	10.00
B. Labor Market regulations			4.29	4.66	4.68	4.06	3.87
(i) Hiring regulations and minimum wage			4.62	5.60	5.57	3.33	3.33
(ii) Hiring and firing regulations			5.25	5.91	5.18	5.22	4.71
(iii) Centralized collective bargaining			6.22	6.84	7.06	7.50	6.90
(iv) Hours regulations			6.00	6.00	6.00	4.00	4.00
(v) Mandated cost of worker dismissal			0.64	0.64	1.27	1.27	1.27
(vi) Conscription	10.00	0.00	3.00	3.00	3.00	3.00	3.00
C. Business regulations			5.75	5.20	6.10	6.45	5.95
(i) Administrative requirements			6.10	3.86	4.33	4.05	3.37
(ii) Bureaucracy costs			4.53	4.64	6.52	6.00	5.56
(iii) Starting a business			7.99	8.41	8.19	9.07	9.34
(iv) Impartial public administration	0.00	2.72	3.99	3.99	4.17	4.12	2.99
(v) Licensing restrictions				4.16	7.25	8.33	7.22
(vi) Cost of tax compliance			6.14	6.14	6.14	7.13	7.22

Guinea

	1980	1990	2000	2005	2010	2015	2018
	Rating (Rank)	Rating (Rank)	Rating (Rank)	Rating (Rank)	Rating (Rank)	Rating (Rank)	Rating (Rank)
Summary Ratings (Rank)						5.23 (151)	5.57 (148)
	Rating (Data)	Rating (Data)	Rating (Data)	Rating (Data)	Rating (Data)	Rating (Data)	Rating (Data)
1. Size of Government		2.61	6.23	7.87	4.51	3.74	4.54
A. Government consumption					7.77 (13.58)	6.32 (18.52)	6.78 (16.94)
B. Transfers and subsidies							
C. Government investment		0.00 (57.56)	6.93 (25.76)	9.97 (15.09)	0.00 (76.24)	0.00 (85.31)	0.62 (47.82)
D. Top marginal tax rate						4.00	6.50
(i) Top marginal income tax rate						5.00 (40)	8.00 (40)
(ii) Top marginal income and payroll tax rate						3.00 (48)	5.00 (48)
E. State ownership of assets	1.76	5.22	5.53	5.77	5.77	4.66	4.27
2. Legal System and Property Rights	2.46	3.15	3.15	3.40	3.29	3.26	3.70
A. Judicial independence	2.06	2.46	2.63	2.50	2.68	3.01	3.69
B. Impartial courts	3.24	2.87	2.87	2.67	2.65	2.95	3.67
C. Protection of property rights	2.83	4.86	3.96	3.53	3.55	3.74	4.70
D. Military interference in rule of law and politics	1.67	3.19	3.33	2.50	1.04	0.83	0.80
E. Integrity of the legal system	4.18	4.52	4.81	4.38	4.63	4.69	3.56
F. Legal enforcement of contracts			3.48	5.65	5.65	5.39	5.39
G. Regulatory restrictions on sale of real property			4.01	6.34	6.34	6.37	7.59
H. Reliability of police				3.39	3.39	3.39	5.30
<i>Gender Legal Rights Adjustment</i>	0.76	0.76	0.76	0.76	0.76	0.72	0.70
3. Sound Money						7.78	7.39
A. Money growth			8.16 (9.18)	6.61 (16.97)	4.97 (25.15)	9.98 (-0.08)	8.72 (6.41)
B. Standard deviation of inflation						7.77 (5.57)	7.80 (5.5)
C. Inflation: most recent year						8.37 (8.15)	8.03 (9.83)
D. Freedom to own foreign currency bank accounts						5.00	5.00
4. Freedom to Trade Internationally						4.61	5.34
A. Tariffs						7.41	7.31
(i) Revenue from trade taxes (% of trade sector)							
(ii) Mean tariff rate						7.62 (11.9)	7.58 (12.1)
(iii) Standard deviation of tariff rates						7.19 (7.02)	7.05 (7.38)
B. Regulatory trade barriers						3.39	3.00
(i) Non-tariff trade barriers						5.05	4.08
(ii) Compliance cost of importing and exporting						1.73	1.91
C. Black-market exchange rates						6.58	10.00
D. Controls of the movement of capital and people	1.66	1.66	1.66	1.66	0.00	1.05	1.05
(i) Financial openness	1.66	1.66	1.66	1.66	0.00	0.00	0.00
(ii) Capital controls						0.83	0.83
(iii) Freedom of foreigners to visit						2.32	2.32
5. Regulation						6.77	6.87
A. Credit Market regulations						10.00	10.00
(i) Ownership of banks							
(ii) Private sector credit			8.45			10.00	10.00
(iii) Interest rate controls / negative real interest rates							10.00
B. Labor Market regulations						4.79	5.09
(i) Hiring regulations and minimum wage						3.33	5.57
(ii) Hiring and firing regulations						4.04	4.53
(iii) Centralized collective bargaining						7.24	6.32
(iv) Hours regulations						6.00	6.00
(v) Mandated cost of worker dismissal						8.13	8.13
(vi) Conscription						0.00	0.00
C. Business regulations						5.51	5.52
(i) Administrative requirements						4.17	4.42
(ii) Bureaucracy costs					2.42	2.22	2.67
(iii) Starting a business						8.88	9.15
(iv) Impartial public administration	2.75	3.11	4.08	4.08	3.85	4.60	2.90
(v) Licensing restrictions						8.09	8.44
(vi) Cost of tax compliance						5.07	5.52

Guinea-Bissau

	1980	1990	2000	2005	2010	2015	2018
	Rating (Rank)	Rating (Rank)	Rating (Rank)	Rating (Rank)	Rating (Rank)	Rating (Rank)	Rating (Rank)
Summary Ratings (Rank)		3.24 (112)	4.57 (122)	5.09 (135)	5.16 (148)	5.18 (152)	5.46 (150)
	Rating (Data)	Rating (Data)	Rating (Data)	Rating (Data)	Rating (Data)	Rating (Data)	Rating (Data)
1. Size of Government	0.00	4.97	5.27	4.78	5.32	5.31	6.06
A. Government consumption		8.65 (10.59)	9.11 (9.02)	7.64 (14.04)	9.29 (8.4)	8.32 (11.72)	8.80 (10.07)
B. Transfers and subsidies							9.84 (1.1)
C. Government investment	0.00 (90.41)	0.00 (71.94)	0.00 (51.51)	0.00 (67.97)	0.00 (79.89)	0.00 (84.59)	0.00 (81.51)
D. Top marginal tax rate						8.50	6.50
(i) Top marginal income tax rate						10.00 (12)	9.00 (25)
(ii) Top marginal income and payroll tax rate						7.00 (35)	4.00 (45)
E. State ownership of assets	0.00	6.25	6.69	6.69	6.65	4.42	5.16
2. Legal System and Property Rights	2.90	3.12	2.79	2.36	2.26	3.12	3.03
A. Judicial independence	3.11	3.08	3.29	2.13	2.29	2.95	3.00
B. Impartial courts	3.19	3.44	3.29	3.13	3.08	3.34	3.25
C. Protection of property rights	3.57	4.51	4.25	2.79	2.79	2.66	2.88
D. Military interference in rule of law and politics	3.33	3.33	1.53	2.50	1.11	3.26	3.30
E. Integrity of the legal system	2.95	3.02	3.58	5.30	4.88	4.89	4.67
F. Legal enforcement of contracts			3.48	3.48	3.48	3.48	3.30
G. Regulatory restrictions on sale of real property			1.67	1.67	2.55	7.23	7.32
H. Reliability of police			3.78	0.00	0.00	0.00	0.00
<i>Gender Legal Rights Adjustment</i>	0.79	0.79	0.79	0.79	0.79	0.79	0.75
3. Sound Money	5.43	0.88	3.26	6.59	6.26	6.40	6.77
A. Money growth		0.00 (105.63)	1.65 (41.76)	9.11 (-4.45)	7.40 (13)	8.07 (9.66)	8.73 (6.35)
B. Standard deviation of inflation	8.61 (3.48)	0.00 (28.57)	3.10 (17.24)	7.93 (5.17)	8.16 (4.6)	7.81 (5.48)	8.63 (3.43)
C. Inflation: most recent year	7.67 (11.63)	3.54 (32.31)	8.27 (8.64)	9.33 (3.33)	9.50 (2.52)	9.72 (1.4)	9.72 (1.4)
D. Freedom to own foreign currency bank accounts	0.00	0.00	0.00	0.00	0.00	0.00	0.00
4. Freedom to Trade Internationally			6.24	6.46	6.28	6.10	5.76
A. Tariffs			7.60	8.44	7.45	7.45	7.00
(i) Revenue from trade taxes (% of trade sector)							6.42 (5.37)
(ii) Mean tariff rate			7.60 (12)	7.22 (13.9)	7.62 (11.9)	7.62 (11.9)	7.56 (12.2)
(iii) Standard deviation of tariff rates				9.66 (0.84)	7.29 (6.78)	7.29 (6.78)	7.02 (7.44)
B. Regulatory trade barriers				6.57	6.86	5.62	4.73
(i) Non-tariff trade barriers							5.12
(ii) Compliance cost of importing and exporting				6.57	6.86	5.62	4.33
C. Black-market exchange rates		8.20	10.00	10.00	10.00	10.00	10.00
D. Controls of the movement of capital and people	0.00	3.33	1.13	0.81	0.81	1.33	1.33
(i) Financial openness		1.66	2.26	1.66	1.66	1.66	1.66
(ii) Capital controls	0.00	5.00	0.00	0.77	0.77	0.77	0.77
(iii) Freedom of foreigners to visit				0.00	0.00	1.55	1.55
5. Regulation		3.98	5.31	5.26	5.66	4.98	5.70
A. Credit Market regulations		3.87	7.33	9.08	7.50	5.17	7.45
(i) Ownership of banks			2.00	10.00	10.00	8.00	10.00
(ii) Private sector credit		7.75	10.00	7.23	7.49	5.51	7.34
(iii) Interest rate controls / negative real interest rates		0.00	10.00	10.00	5.00	2.00	5.00
B. Labor Market regulations				3.13	3.46	3.46	3.46
(i) Hiring regulations and minimum wage				3.30	3.33	3.33	3.33
(ii) Hiring and firing regulations							
(iii) Centralized collective bargaining							
(iv) Hours regulations				7.30	8.00	8.00	8.00
(v) Mandated cost of worker dismissal				1.93	2.52	2.52	2.52
(vi) Conscription		0.00	0.00	0.00	0.00	0.00	0.00
C. Business regulations				3.58	6.03	6.30	6.19
(i) Administrative requirements							
(ii) Bureaucracy costs					5.00	3.11	2.89
(iii) Starting a business				0.00	7.88	8.37	8.78
(iv) Impartial public administration	4.20	4.20	4.16	3.05	3.32	3.33	3.16
(v) Licensing restrictions				3.62	6.28	9.00	8.54
(vi) Cost of tax compliance			7.67	7.67	7.67	7.67	7.56

Guyana

	1980	1990	2000	2005	2010	2015	2018
Summary Ratings (Rank)	Rating (Rank) 4.43 (86)	Rating (Rank) 4.47 (98)	Rating (Rank) 6.55 (70)	Rating (Rank) 6.50 (84)	Rating (Rank) 6.52 (97)	Rating (Rank) 6.79 (88)	Rating (Rank) 6.68 (95)
	Rating (Data)	Rating (Data)	Rating (Data)	Rating (Data)	Rating (Data)	Rating (Data)	Rating (Data)
1. Size of Government	2.95	4.21	4.50	5.87	4.80	7.18	6.10
A. Government consumption	2.82 (30.41)	7.11 (15.83)	5.54 (21.15)	3.87 (26.83)	7.25 (15.35)	6.62 (17.5)	4.69 (24.04)
B. Transfers and subsidies							
C. Government investment		0.59 (47.94)	0.00 (58.07)	7.65 (23.23)	0.00 (51.85)	9.65 (16.24)	9.04 (18.36)
D. Top marginal tax rate		3.00	6.00	5.50	5.50	6.00	5.00
(i) Top marginal income tax rate		3.00 (50)	7.00 (33)	7.00 (33)	7.00 (33)	8.00 (30)	5.00 (40)
(ii) Top marginal income and payroll tax rate		3.00 (50)	5.00 (39.2)	4.00 (41)	4.00 (41)	4.00 (41)	5.00 (40)
E. State ownership of assets	3.08	6.14	6.45	6.45	6.45	6.46	5.68
2. Legal System and Property Rights	5.75	5.48	5.00	4.57	4.79	4.76	5.22
A. Judicial independence	4.76	4.95	4.20	4.47	4.72	4.80	4.87
B. Impartial courts	5.22	4.71	3.43	3.51	4.07	4.22	4.80
C. Protection of property rights	6.20	6.20	3.88	4.69	4.92	4.90	5.00
D. Military interference in rule of law and politics	10.00	10.00	10.00	6.67	6.67	6.67	6.70
E. Integrity of the legal system	3.73	3.77	6.19	4.85	4.12	4.38	4.05
F. Legal enforcement of contracts		4.55	4.55	4.55	4.55	4.55	4.45
G. Regulatory restrictions on sale of real property			7.88	7.85	7.07	7.07	7.62
H. Reliability of police			1.47	1.47	3.69	2.99	5.80
<i>Gender Legal Rights Adjustment</i>	0.92	0.92	0.92	0.92	0.92	0.92	0.93
3. Sound Money	5.82	2.19	7.87	7.72	7.96	8.26	8.33
A. Money growth	8.55 (7.26)	1.87 (40.67)	9.25 (3.74)	8.47 (7.64)	8.44 (7.79)	9.86 (0.7)	9.85 (0.74)
B. Standard deviation of inflation	7.07 (7.32)	0.00 (53.12)	8.47 (3.83)	8.80 (3.01)	8.81 (2.97)	8.37 (4.08)	8.74 (3.16)
C. Inflation: most recent year	7.64 (11.78)	6.90 (15.51)	8.77 (6.15)	8.61 (6.93)	9.58 (2.09)	9.81 (-0.96)	9.74 (1.28)
D. Freedom to own foreign currency bank accounts	0.00	0.00	5.00	5.00	5.00	5.00	5.00
4. Freedom to Trade Internationally	3.21		8.02	7.31	7.40	6.77	6.71
A. Tariffs	8.80		6.60	6.49	6.47	6.47	6.40
(i) Revenue from trade taxes (% of trade sector)	8.80 (1.8)						
(ii) Mean tariff rate			6.60 (17)	7.78 (11.1)	7.82 (10.9)	7.82 (10.9)	7.82 (10.9)
(iii) Standard deviation of tariff rates				5.20 (11.99)	5.12 (12.21)	5.12 (12.21)	4.99 (12.54)
B. Regulatory trade barriers				6.38	6.35	3.84	4.74
(i) Non-tariff trade barriers				5.99	5.49	6.23	8.03
(ii) Compliance cost of importing and exporting				6.78	7.20	1.45	1.45
C. Black-market exchange rates	0.00	8.20	9.00	9.49	10.00	10.00	10.00
D. Controls of the movement of capital and people	0.83	2.50	8.46	6.87	6.77	6.79	5.70
(i) Financial openness	1.66	0.00	10.00	10.00	10.00	10.00	7.17
(ii) Capital controls	0.00	5.00	6.92	6.92	6.67	5.83	5.38
(iii) Freedom of foreigners to visit				3.70	3.65	4.54	4.54
5. Regulation		6.00	7.35	7.04	7.64	7.00	7.04
A. Credit Market regulations	3.02	4.61	8.21	8.21	8.43	6.33	6.33
(i) Ownership of banks				10.00	10.00	10.00	10.00
(ii) Private sector credit	3.02	4.61	7.42	5.62	6.29	0.00	0.00
(iii) Interest rate controls / negative real interest rates			9.00	9.00	9.00	9.00	9.00
B. Labor Market regulations				7.12	8.13	7.88	7.84
(i) Hiring regulations and minimum wage				6.70	10.00	8.90	8.90
(ii) Hiring and firing regulations				6.00	6.31	5.86	7.99
(iii) Centralized collective bargaining				6.50	6.79	6.86	8.75
(iv) Hours regulations				8.70	10.00	10.00	4.00
(v) Mandated cost of worker dismissal				4.81	5.68	5.68	7.41
(vi) Conscription		10.00	10.00	10.00	10.00	10.00	10.00
C. Business regulations			6.50	5.79	6.36	6.79	6.93
(i) Administrative requirements				2.54	4.29	3.99	7.13
(ii) Bureaucracy costs				5.21	5.45	4.44	4.44
(iii) Starting a business			7.35	7.47	9.01	9.31	9.32
(iv) Impartial public administration	5.23	6.40	5.36	4.62	4.62	8.03	6.04
(v) Licensing restrictions				8.11	7.71	7.85	7.52
(vi) Cost of tax compliance			6.77	6.77	7.05	7.13	7.13

Haiti

	1980	1990	2000	2005	2010	2015	2018
	Rating (Rank)	Rating (Rank)	Rating (Rank)	Rating (Rank)	Rating (Rank)	Rating (Rank)	Rating (Rank)
Summary Ratings (Rank)	5.41 (46)	5.54 (59)	6.93 (55)	6.87 (72)	6.45 (105)	6.78 (90)	6.58 (104)
	Rating (Data)	Rating (Data)	Rating (Data)	Rating (Data)	Rating (Data)	Rating (Data)	Rating (Data)
1. Size of Government	7.01	8.01	8.21	8.80	7.30	7.96	8.44
A. Government consumption	8.54 (10.96)	9.54 (7.58)	5.10 (22.65)	10.00 (5.33)	9.95 (6.16)	7.78 (13.55)	8.56 (10.89)
B. Transfers and subsidies			9.92 (0.81)	9.92 (0.81)	9.92 (0.81)	9.92 (0.81)	9.92 (0.81)
C. Government investment			10.00 (13.39)	8.25 (21.12)	0.81 (47.16)	4.68 (33.61)	6.25 (28.13)
D. Top marginal tax rate		9.00		8.00	8.00	8.00	8.00
(i) Top marginal income tax rate		9.00 (30)		8.00 (30)	8.00 (30)	8.00 (30)	8.00 (30)
(ii) Top marginal income and payroll tax rate							
E. State ownership of assets	5.48	5.48	7.82	7.82	7.82	9.40	9.46
2. Legal System and Property Rights	3.22	3.58	3.34	3.31	2.67	2.85	2.57
A. Judicial independence	2.05	2.77	2.55	2.33	3.06	3.59	2.69
B. Impartial courts	3.38	3.19	2.43	2.63	2.78	2.94	3.06
C. Protection of property rights	5.50	5.87	3.27	3.52	3.52	3.88	3.49
D. Military interference in rule of law and politics	3.33	4.72	5.00	5.63	0.00	0.00	0.00
E. Integrity of the legal system	2.76	3.11	4.16	4.37	3.83	3.67	3.29
F. Legal enforcement of contracts		4.05	4.05	4.05	3.88	3.88	3.88
G. Regulatory restrictions on sale of real property		2.76	2.76	2.80	2.83	2.70	2.76
H. Reliability of police			4.02	2.64	2.64	3.36	2.39
<i>Gender Legal Rights Adjustment</i>	0.89	0.89	0.89	0.89	0.89	0.90	0.90
3. Sound Money	7.70	8.46	8.37	7.99	8.03	7.76	7.03
A. Money growth	8.40 (7.99)	8.94 (5.3)	7.87 (10.67)	7.07 (14.63)	6.46 (17.68)	8.44 (7.78)	7.33 (13.36)
B. Standard deviation of inflation	6.67 (8.33)	7.00 (7.5)	8.38 (4.06)	8.05 (4.88)	6.78 (8.05)	9.41 (1.48)	8.30 (4.26)
C. Inflation: most recent year	5.72 (21.39)	7.92 (10.41)	7.26 (13.71)	6.85 (15.73)	8.86 (5.7)	8.20 (9.02)	7.50 (12.48)
D. Freedom to own foreign currency bank accounts	10.00	10.00	10.00	10.00	10.00	5.00	5.00
4. Freedom to Trade Internationally	3.31	2.26	6.92	7.05	7.40	8.30	7.80
A. Tariffs	3.93	5.53	8.00	8.81	8.40	8.36	7.01
(i) Revenue from trade taxes (% of trade sector)	3.40 (9.9)	5.53 (6.7)					
(ii) Mean tariff rate	4.46 (27.7)		8.00 (10)	9.44 (2.8)	9.06 (4.7)	9.04 (4.8)	8.24 (8.8)
(iii) Standard deviation of tariff rates				8.17 (4.56)	7.74 (5.64)	7.68 (5.81)	5.78 (10.56)
B. Regulatory trade barriers			5.17	3.42	4.81	6.14	5.49
(i) Non-tariff trade barriers					4.15	5.01	3.71
(ii) Compliance cost of importing and exporting			5.17	3.42	5.46	7.26	7.27
C. Black-market exchange rates	6.00	0.00	10.00	10.00	10.00	10.00	10.00
D. Controls of the movement of capital and people	0.00	1.25	4.50	5.96	6.41	8.72	8.72
(i) Financial openness		2.51	6.99	8.80	10.00	10.00	10.00
(ii) Capital controls	0.00	0.00	2.00	9.09	9.23	6.15	6.15
(iii) Freedom of foreigners to visit				0.00	0.00	10.00	10.00
5. Regulation	5.83	5.40	7.79	7.21	6.84	7.04	7.06
A. Credit Market regulations	10.00	4.97	9.44	8.30	8.17	8.16	8.49
(i) Ownership of banks						8.00	8.00
(ii) Private sector credit	10.00	9.94	9.88	8.61	8.33	7.48	7.48
(iii) Interest rate controls / negative real interest rates		0.00	9.00	8.00	8.00	9.00	10.00
B. Labor Market regulations			8.25	8.56	8.20	8.10	8.04
(i) Hiring regulations and minimum wage			8.90	7.80	6.67	6.67	6.67
(ii) Hiring and firing regulations			6.17		5.09	5.06	4.65
(iii) Centralized collective bargaining			8.00		7.46	6.88	6.94
(iv) Hours regulations			8.00	8.00	10.00	10.00	10.00
(v) Mandated cost of worker dismissal			8.42	8.42	10.00	10.00	10.00
(vi) Conscription	10.00	10.00	10.00	10.00	10.00	10.00	10.00
C. Business regulations			5.67	4.76	4.16	4.85	4.65
(i) Administrative requirements					2.70	3.48	2.32
(ii) Bureaucracy costs					2.27	0.00	0.22
(iii) Starting a business			3.18	3.91	3.29	4.54	4.97
(iv) Impartial public administration	0.00	3.35	5.62	3.34	5.14	3.55	3.14
(v) Licensing restrictions				3.57	3.62	9.59	9.30
(vi) Cost of tax compliance			8.21	8.21	7.94	7.94	7.94

Honduras

	1980	1990	2000	2005	2010	2015	2018
Summary Ratings (Rank)	Rating (Rank) 5.50 (43)	Rating (Rank) 5.74 (52)	Rating (Rank) 6.83 (61)	Rating (Rank) 7.20 (51)	Rating (Rank) 7.32 (53)	Rating (Rank) 7.37 (55)	Rating (Rank) 7.28 (63)
	Rating (Data)	Rating (Data)	Rating (Data)	Rating (Data)	Rating (Data)	Rating (Data)	Rating (Data)
1. Size of Government	5.07	6.24	8.17	8.82	8.76	9.19	8.98
A. Government consumption	7.28 (15.25)	7.00 (16.21)	7.43 (14.75)	7.32 (15.11)	6.34 (18.44)	7.14 (15.73)	7.44 (14.71)
B. Transfers and subsidies		9.54 (2.2)	9.05 (4)	10.00 (0.47)	10.00 (0.3)	10.00 (0.45)	10.00 (0.45)
C. Government investment	0.00 (72.24)	4.37 (34.72)	8.20 (21.31)	9.16 (17.95)	9.88 (15.41)	10.00 (10.75)	9.33 (17.35)
D. Top marginal tax rate	8.00	5.00	9.00	8.50	8.50	9.00	9.00
(i) Top marginal income tax rate	8.00 (40)	5.00 (46)	9.00 (25)	9.00 (25)	9.00 (25)	9.00 (27)	9.00 (27)
(ii) Top marginal income and payroll tax rate		5.00 (46)	9.00 (25)	8.00 (28)	8.00 (28)	9.00 (30)	9.00 (27)
E. State ownership of assets	5.02	5.31	7.19	9.13	9.10	9.84	9.13
2. Legal System and Property Rights	3.52	3.68	3.94	4.18	4.45	4.25	4.22
A. Judicial independence	3.45	3.69	3.11	3.46	4.07	3.87	3.51
B. Impartial courts	3.58	3.69	3.13	3.59	3.92	4.10	3.61
C. Protection of property rights	6.15	4.48	4.64	5.08	4.99	4.99	5.10
D. Military interference in rule of law and politics	1.67	1.67	5.00	5.56	5.83	4.17	4.20
E. Integrity of the legal system	3.80	4.17	4.44	4.02	3.85	3.96	4.39
F. Legal enforcement of contracts		2.86	2.86	2.86	2.86	2.86	2.64
G. Regulatory restrictions on sale of real property		6.76	6.76	7.41	7.69	7.71	7.59
H. Reliability of police			3.44	3.44	4.34	3.65	3.51
<i>Gender Legal Rights Adjustment</i>	0.89	0.89	0.89	0.89	0.90	0.92	0.95
3. Sound Money	8.76	8.38	8.22	8.85	9.35	9.36	9.40
A. Money growth	8.89 (5.56)	7.23 (13.85)	7.66 (11.7)	7.74 (11.28)	9.20 (4.02)	9.23 (3.83)	9.16 (4.21)
B. Standard deviation of inflation	8.81 (2.97)	7.34 (6.64)	7.42 (6.44)	9.41 (1.49)	9.15 (2.12)	8.83 (2.93)	9.30 (1.75)
C. Inflation: most recent year	7.35 (13.27)	8.95 (5.25)	7.79 (11.06)	8.24 (8.81)	9.06 (4.7)	9.37 (3.16)	9.13 (4.35)
D. Freedom to own foreign currency bank accounts	10.00	10.00	10.00	10.00	10.00	10.00	10.00
4. Freedom to Trade Internationally	4.32	5.33	6.99	7.37	7.16	6.99	6.83
A. Tariffs	3.67	6.00	7.83	8.52	8.44	8.41	8.46
(i) Revenue from trade taxes (% of trade sector)	5.53 (6.7)		8.07 (2.9)	9.42 (0.87)	9.39 (0.92)	9.53 (0.71)	9.46 (0.81)
(ii) Mean tariff rate	1.80 (41)	6.00 (20)	8.42 (7.9)	8.66 (6.7)	8.90 (5.5)	8.86 (5.7)	8.86 (5.7)
(iii) Standard deviation of tariff rates			7.00 (7.5)	7.49 (6.27)	7.04 (7.39)	6.85 (7.87)	7.06 (7.35)
B. Regulatory trade barriers			5.76	5.76	6.34	5.36	4.64
(i) Non-tariff trade barriers			3.35	4.47	5.39	6.17	5.19
(ii) Compliance cost of importing and exporting			8.17	7.05	7.28	4.54	4.10
C. Black-market exchange rates	6.00	10.00	10.00	10.00	10.00	10.00	10.00
D. Controls of the movement of capital and people	3.28	0.00	4.39	5.20	3.87	4.20	4.20
(i) Financial openness	6.57	0.00	4.16	4.16	1.66	1.66	1.66
(ii) Capital controls	0.00	0.00	4.61	3.85	2.31	2.31	2.31
(iii) Freedom of foreigners to visit				7.60	7.63	8.63	8.63
5. Regulation	5.85	5.07	6.85	6.79	6.87	7.04	6.97
A. Credit Market regulations	6.10	7.77	9.43	9.89	9.10	9.42	9.54
(i) Ownership of banks				10.00	10.00	10.00	10.00
(ii) Private sector credit	8.20	7.54	9.86	9.68	8.30	9.25	9.63
(iii) Interest rate controls / negative real interest rates	4.00	8.00	9.00	10.00	9.00	9.00	9.00
B. Labor Market regulations			5.67	5.42	5.07	5.18	5.14
(i) Hiring regulations and minimum wage			2.72	0.00	0.00	0.00	0.00
(ii) Hiring and firing regulations			4.50	5.10	4.14	4.34	4.56
(iii) Centralized collective bargaining			5.67	6.27	5.77	6.24	5.74
(iv) Hours regulations			8.00	8.00	8.00	8.00	8.00
(v) Mandated cost of worker dismissal			3.14	3.14	2.52	2.52	2.52
(vi) Conscription	10.00	0.00	10.00	10.00	10.00	10.00	10.00
C. Business regulations			5.45	5.05	6.44	6.53	6.24
(i) Administrative requirements			5.80	3.00	4.10	3.72	2.97
(ii) Bureaucracy costs			4.88	3.25	5.00	3.78	4.22
(iii) Starting a business			7.13	7.86	9.01	9.15	8.36
(iv) Impartial public administration	4.61	5.14	4.20	4.20	4.20	5.61	5.40
(v) Licensing restrictions				6.72	8.83	9.46	8.75
(vi) Cost of tax compliance			5.25	5.25	7.49	7.49	7.72

Hong Kong SAR, China

	1980	1990	2000	2005	2010	2015	2018
	Rating (Rank)	Rating (Rank)	Rating (Rank)	Rating (Rank)	Rating (Rank)	Rating (Rank)	Rating (Rank)
Summary Ratings (Rank)	8.51 (1)	9.00 (1)	8.76 (1)	8.87 (1)	8.91 (1)	8.84 (1)	8.94 (1)
	Rating (Data)	Rating (Data)	Rating (Data)	Rating (Data)	Rating (Data)	Rating (Data)	Rating (Data)
1. Size of Government	9.46	9.11	8.84	8.79	8.77	8.39	8.48
A. Government consumption	9.02 (9.34)	8.36 (11.58)	7.58 (14.22)	7.92 (13.07)	8.06 (12.61)	8.03 (12.71)	8.05 (12.64)
B. Transfers and subsidies	9.97 (0.6)	9.89 (0.9)	9.84 (1.1)	8.41 (6.34)	9.48 (2.42)	9.33 (2.95)	9.42 (2.62)
C. Government investment	10.00 (14.88)	10.00 (12.93)	9.02 (18.42)	9.89 (15.38)	9.48 (16.81)	7.99 (22.02)	7.97 (22.09)
D. Top marginal tax rate	10.00	9.00	10.00	10.00	10.00	10.00	10.00
(i) Top marginal income tax rate	10.00 (15)	9.00 (25)	10.00 (17)	10.00 (20)	10.00 (17)	10.00 (17)	10.00 (17)
(ii) Top marginal income and payroll tax rate		9.00 (25)	10.00 (17)	10.00 (20)	10.00 (17)	10.00 (17)	10.00 (17)
E. State ownership of assets	8.30	8.30	7.74	7.74	6.83	6.61	6.94
2. Legal System and Property Rights	7.32	7.48	6.98	7.50	7.55	7.56	7.49
A. Judicial independence	6.68	7.16	7.09	7.24	7.33	7.44	7.17
B. Impartial courts	5.68	6.87	7.18	7.47	7.22	7.48	7.40
C. Protection of property rights	6.41	6.24	6.36	7.34	7.24	7.31	7.59
D. Military interference in rule of law and politics	10.00	10.00	5.00	8.33	8.33	8.33	8.30
E. Integrity of the legal system	7.82	7.05	7.92	7.61	7.89	7.79	7.43
F. Legal enforcement of contracts		7.69	6.34	6.09	5.66	6.46	6.13
G. Regulatory restrictions on sale of real property		7.34	7.34	7.34	7.97	6.95	6.95
H. Reliability of police			8.59	8.59	8.71	8.69	8.93
<i>Gender Legal Rights Adjustment</i>	1.00	1.00	1.00	1.00	1.00	1.00	1.00
3. Sound Money	8.51	9.02	9.11	9.48	9.31	9.51	9.79
A. Money growth	9.04 (4.8)	8.36 (8.2)	9.46 (-2.71)	8.98 (5.08)	8.21 (8.97)	8.97 (5.13)	9.95 (-0.23)
B. Standard deviation of inflation	7.99 (5.03)	8.86 (2.85)	7.73 (5.68)	9.10 (2.25)	9.50 (1.24)	9.66 (0.85)	9.70 (0.76)
C. Inflation: most recent year	7.01 (14.96)	8.86 (5.71)	9.25 (-3.76)	9.82 (0.91)	9.53 (2.34)	9.40 (3)	9.52 (2.41)
D. Freedom to own foreign currency bank accounts	10.00	10.00	10.00	10.00	10.00	10.00	10.00
4. Freedom to Trade Internationally	9.94	9.97	9.73	9.61	9.52	9.34	9.49
A. Tariffs	9.83	9.91	9.93	10.00	10.00	10.00	10.00
(i) Revenue from trade taxes (% of trade sector)	9.67 (0.5)	9.73 (0.4)	9.80 (0.3)	10.00 (0)	9.99 (0.02)	9.99 (0.01)	9.99 (0.01)
(ii) Mean tariff rate	10.00 (0)	10.00 (0)	10.00 (0)	10.00 (0)	10.00 (0)	10.00 (0)	10.00 (0)
(iii) Standard deviation of tariff rates		10.00 (0)	10.00 (0)	10.00 (0)	10.00 (0)	10.00 (0)	10.00 (0)
B. Regulatory trade barriers			9.38	8.94	8.84	8.39	8.99
(i) Non-tariff trade barriers			8.94	8.60	8.25	7.51	8.32
(ii) Compliance cost of importing and exporting			9.83	9.29	9.43	9.27	9.67
C. Black-market exchange rates	10.00	10.00	10.00	10.00	10.00	10.00	10.00
D. Controls of the movement of capital and people	10.00	10.00	9.62	9.49	9.23	8.97	8.97
(i) Financial openness	10.00	10.00	10.00	10.00	10.00	10.00	10.00
(ii) Capital controls	10.00	10.00	9.23	8.46	7.69	6.92	6.92
(iii) Freedom of foreigners to visit				10.00	10.00	10.00	10.00
5. Regulation	7.30	9.43	9.16	8.97	9.39	9.41	9.47
A. Credit Market regulations	10.00	9.94	9.70	10.00	10.00	10.00	10.00
(i) Ownership of banks	10.00	10.00	10.00	10.00	10.00	10.00	10.00
(ii) Private sector credit		9.82	9.10	10.00	10.00	10.00	10.00
(iii) Interest rate controls / negative real interest rates	10.00	10.00	10.00	10.00	10.00	10.00	10.00
B. Labor Market regulations		8.92	8.88	9.15	9.29	9.33	9.37
(i) Hiring regulations and minimum wage			10.00	10.00	10.00	10.00	10.00
(ii) Hiring and firing regulations		8.83	7.55	6.90	7.78	7.89	8.06
(iii) Centralized collective bargaining	7.93	7.93	8.99	8.90	8.46	8.60	8.63
(iv) Hours regulations			7.68	10.00	10.00	10.00	10.00
(v) Mandated cost of worker dismissal			9.07	9.07	9.50	9.50	9.50
(vi) Conscription	10.00	10.00	10.00	10.00	10.00	10.00	10.00
C. Business regulations			8.90	7.76	8.89	8.89	9.04
(i) Administrative requirements			8.54	6.38	6.70	7.05	7.31
(ii) Bureaucracy costs			7.25	4.57	9.55	10.00	9.78
(iii) Starting a business			9.61	9.61	9.88	9.95	9.95
(iv) Impartial public administration	10.00	10.00	10.00	8.53	8.32	7.40	7.81
(v) Licensing restrictions				8.35	9.79	9.74	9.79
(vi) Cost of tax compliance			9.10	9.10	9.10	9.17	9.61

Hungary

	1980	1990	2000	2005	2010	2015	2018
Summary Ratings (Rank)	Rating (Rank) 4.43 (86)	Rating (Rank) 5.12 (79)	Rating (Rank) 7.01 (50)	Rating (Rank) 7.45 (41)	Rating (Rank) 7.60 (32)	Rating (Rank) 7.39 (54)	Rating (Rank) 7.44 (53)
	Rating (Data)	Rating (Data)	Rating (Data)	Rating (Data)	Rating (Data)	Rating (Data)	Rating (Data)
1. Size of Government	3.82	4.32	6.83	5.72	5.80	5.21	5.74
A. Government consumption	7.53 (14.4)	7.43 (14.75)	7.86 (13.27)	3.19 (29.15)	3.21 (29.07)	3.27 (28.88)	3.29 (28.8)
B. Transfers and subsidies		2.32 (28.7)	5.04 (18.71)	4.86 (19.36)	4.55 (20.52)	5.29 (17.78)	5.71 (16.24)
C. Government investment			10.00 (14)	9.29 (17.49)	9.12 (18.07)	5.96 (29.15)	7.66 (23.2)
D. Top marginal tax rate		2.00	2.50	2.50	4.00	6.50	7.00
(i) Top marginal income tax rate		3.00 (50)	5.00 (40)	5.00 (38)	7.00 (32)	10.00 (16)	10.00 (15)
(ii) Top marginal income and payroll tax rate		1.00 (60)	0.00 (62)	0.00 (64)	1.00 (56)	3.00 (46)	4.00 (42)
E. State ownership of assets	0.11	5.52	8.76	8.76	8.12	5.01	5.05
2. Legal System and Property Rights	5.44	6.51	6.57	6.52	6.41	6.29	6.27
A. Judicial independence	4.51	6.06	6.19	5.69	5.40	5.10	4.53
B. Impartial courts	3.91	6.40	6.17	5.82	5.12	4.81	4.90
C. Protection of property rights	3.32	5.68	5.99	6.70	5.76	4.67	5.77
D. Military interference in rule of law and politics	8.33	8.33	10.00	10.00	10.00	10.00	10.00
E. Integrity of the legal system	6.83	7.63	7.14	6.86	6.71	6.61	6.43
F. Legal enforcement of contracts	5.75	6.58	6.20	6.20	5.79	5.54	4.62
G. Regulatory restrictions on sale of real property		4.91	4.91	4.91	8.04	8.03	8.03
H. Reliability of police			5.94	5.94	5.41	5.54	5.91
<i>Gender Legal Rights Adjustment</i>	1.00	1.00	1.00	1.00	0.96	1.00	1.00
3. Sound Money	6.48	5.75	7.16	9.44	9.60	9.49	9.48
A. Money growth	8.26 (8.7)	7.33 (13.34)	7.62 (11.91)	9.49 (2.55)	9.76 (1.19)	8.26 (8.69)	9.10 (-4.49)
B. Standard deviation of inflation	8.87 (2.82)	6.87 (7.83)	7.97 (5.08)	8.98 (2.54)	9.60 (1.01)	9.72 (0.7)	9.41 (1.48)
C. Inflation: most recent year	8.79 (6.03)	8.82 (5.91)	8.04 (9.8)	9.29 (3.55)	9.02 (4.88)	9.99 (-0.07)	9.43 (2.85)
D. Freedom to own foreign currency bank accounts	0.00	0.00	5.00	10.00	10.00	10.00	10.00
4. Freedom to Trade Internationally	2.22	3.90	7.07	8.15	8.19	8.22	8.29
A. Tariffs	6.67	6.09	7.31	8.39	8.34	8.36	8.12
(i) Revenue from trade taxes (% of trade sector)	6.67 (5)	6.57 (5.14)	9.45 (0.83)	9.59 (0.62)	9.63 (0.55)	9.10 (1.35)	9.13 (1.3)
(ii) Mean tariff rate			8.36 (8.2)	9.46 (2.7)	8.98 (5.1)	8.98 (5.1)	8.96 (5.2)
(iii) Standard deviation of tariff rates		5.60 (11)	4.12 (14.7)	6.13 (9.67)	6.41 (8.98)	7.00 (7.5)	6.26 (9.36)
B. Regulatory trade barriers			8.52	7.45	7.66	7.32	7.84
(i) Non-tariff trade barriers			8.20	7.30	7.62	4.68	5.71
(ii) Compliance cost of importing and exporting			8.83	7.59	7.70	9.96	9.97
C. Black-market exchange rates	0.00	5.60	10.00	10.00	10.00	10.00	10.00
D. Controls of the movement of capital and people	0.00	0.00	2.47	6.75	6.75	7.20	7.20
(i) Financial openness		0.00	4.16	10.00	10.00	10.00	10.00
(ii) Capital controls	0.00	0.00	0.77	3.85	3.85	3.85	3.85
(iii) Freedom of foreigners to visit				6.40	6.42	7.74	7.74
5. Regulation	4.19	5.10	7.40	7.44	7.99	7.74	7.42
A. Credit Market regulations	3.56	4.40	8.88	8.56	9.45	9.06	8.71
(i) Ownership of banks	0.00	2.00	8.00	10.00	10.00	8.00	8.00
(ii) Private sector credit	4.68	5.21	8.66	5.68	8.36	9.18	9.14
(iii) Interest rate controls / negative real interest rates	6.00	6.00	10.00	10.00	10.00	10.00	9.00
B. Labor Market regulations			5.79	6.84	7.28	7.18	6.71
(i) Hiring regulations and minimum wage			4.65	8.90	7.23	7.23	7.23
(ii) Hiring and firing regulations		7.07	5.50	4.62	5.29	5.60	5.02
(iii) Centralized collective bargaining			6.97	7.49	7.38	6.50	6.24
(iv) Hours regulations			5.85	3.30	6.00	6.00	4.00
(v) Mandated cost of worker dismissal			6.76	6.76	7.76	7.76	7.76
(vi) Conscription	0.00	1.00	5.00	10.00	10.00	10.00	10.00
C. Business regulations			7.52	6.91	7.23	6.99	6.85
(i) Administrative requirements			7.42	3.03	2.23	2.74	3.30
(ii) Bureaucracy costs			6.18	6.58	7.42	7.33	7.11
(iii) Starting a business			7.81	8.32	9.76	9.55	9.61
(iv) Impartial public administration	6.36	10.00	10.00	10.00	7.85	7.79	6.38
(v) Licensing restrictions				7.36	9.25	7.62	7.78
(vi) Cost of tax compliance			6.19	6.19	6.90	6.90	6.90

Iceland

	1980	1990	2000	2005	2010	2015	2018
	Rating (Rank)	Rating (Rank)	Rating (Rank)	Rating (Rank)	Rating (Rank)	Rating (Rank)	Rating (Rank)
Summary Ratings (Rank)	5.35 (48)	6.86 (27)	7.94 (17)	8.00 (11)	6.50 (99)	7.30 (59)	7.71 (34)
	Rating (Data)	Rating (Data)	Rating (Data)	Rating (Data)	Rating (Data)	Rating (Data)	Rating (Data)
1. Size of Government	5.66	6.33	6.77	7.18	5.40	6.15	5.97
A. Government consumption	5.23 (22.21)	4.74 (23.87)	3.44 (28.31)	3.22 (29.04)	1.88 (33.6)	2.41 (31.8)	2.44 (31.71)
B. Transfers and subsidies	7.25 (10.6)	7.38 (10.1)	8.34 (6.6)	7.86 (8.35)	7.42 (9.95)	7.96 (7.99)	7.95 (8.02)
C. Government investment	9.61 (16.38)	7.92 (22.29)	8.22 (21.23)	10.00 (12.24)	7.79 (22.75)	10.00 (13.32)	10.00 (12.33)
D. Top marginal tax rate	0.00	5.00	5.50	6.50	3.00	3.50	2.50
(i) Top marginal income tax rate	0.00 (63)	5.00 (40)	6.00 (45)	7.00 (39)	4.00 (46)	4.00 (46)	3.00 (46)
(ii) Top marginal income and payroll tax rate			5.00 (48)	6.00 (42)	2.00 (56)	3.00 (52)	2.00 (54)
E. State ownership of assets	6.23	6.60	8.34	8.34	6.89	6.89	6.97
2. Legal System and Property Rights	7.54	7.79	8.03	8.09	7.95	8.07	8.08
A. Judicial independence	6.66	7.10	7.26	7.37	7.25	7.18	7.01
B. Impartial courts	5.68	7.59	7.83	7.88	6.86	7.08	7.01
C. Protection of property rights	6.87	6.33	6.48	6.90	6.62	7.10	7.49
D. Military interference in rule of law and politics	10.00	10.00	10.00	10.00	10.00	10.00	10.00
E. Integrity of the legal system	8.51	8.59	8.66	8.66	8.65	8.64	8.61
F. Legal enforcement of contracts		7.13	6.07	5.94	6.29	6.78	6.78
G. Regulatory restrictions on sale of real property			9.14	9.14	9.14	8.75	8.75
H. Reliability of police			8.83	8.83	8.79	9.01	9.02
<i>Gender Legal Rights Adjustment</i>	1.00	1.00	1.00	1.00	1.00	1.00	1.00
3. Sound Money	2.62	7.08	9.18	8.75	5.92	7.17	9.37
A. Money growth	3.57 (32.16)	5.77 (21.13)	8.16 (9.21)	7.06 (14.68)	5.78 (21.09)	9.61 (1.93)	8.82 (5.89)
B. Standard deviation of inflation	6.92 (7.7)	8.81 (2.97)	9.61 (0.97)	8.76 (3.11)	9.00 (2.51)	9.40 (1.51)	9.18 (2.05)
C. Inflation: most recent year	0.00 (52.48)	3.74 (31.3)	8.97 (5.16)	9.17 (4.16)	8.92 (5.4)	9.67 (1.63)	9.46 (2.68)
D. Freedom to own foreign currency bank accounts	0.00	10.00	10.00	10.00	0.00	0.00	10.00
4. Freedom to Trade Internationally	5.36	6.56	8.00	7.19	6.29	6.94	7.36
A. Tariffs	6.87	7.86	8.02	6.05	6.51	7.28	6.90
(i) Revenue from trade taxes (% of trade sector)	5.67 (6.5)	7.34 (3.99)	9.65 (0.53)	9.69 (0.46)	9.75 (0.38)	9.85 (0.23)	9.89 (0.16)
(ii) Mean tariff rate	8.08 (9.6)	9.24 (3.8)	9.62 (1.9)	8.46 (7.7)	8.88 (5.6)	8.96 (5.2)	9.14 (4.3)
(iii) Standard deviation of tariff rates		7.00 (7.5)	4.80 (13)	0.00 (38.65)	0.91 (22.74)	3.03 (17.42)	1.68 (20.81)
B. Regulatory trade barriers			8.54	6.95	6.21	7.11	7.12
(i) Non-tariff trade barriers			8.25	5.86	4.73	5.45	5.47
(ii) Compliance cost of importing and exporting			8.83	8.03	7.70	8.77	8.78
C. Black-market exchange rates	8.20	10.00	10.00	10.00	9.48	10.00	10.00
D. Controls of the movement of capital and people	1.00	1.83	5.42	5.75	2.95	3.39	5.43
(i) Financial openness	0.00	1.66	6.99	6.99	1.66	1.66	6.99
(ii) Capital controls	2.00	2.00	3.85	3.85	0.77	0.77	1.54
(iii) Freedom of foreigners to visit				6.40	6.42	7.74	7.74
5. Regulation	5.55	6.54	7.74	8.82	6.92	8.16	7.74
A. Credit Market regulations	5.20	6.28	8.00	9.67	4.67	8.33	7.23
(i) Ownership of banks	2.00	2.00	5.00	10.00	5.00	5.00	2.00
(ii) Private sector credit	9.61	8.83	10.00	10.00	0.00	10.00	9.68
(iii) Interest rate controls / negative real interest rates	4.00	8.00	9.00	9.00	9.00	10.00	10.00
B. Labor Market regulations		6.80	6.66	7.97	7.72	7.70	7.57
(i) Hiring regulations and minimum wage			4.76	6.70	5.57	5.57	5.57
(ii) Hiring and firing regulations		5.92	6.03	7.67	7.23	7.60	7.15
(iii) Centralized collective bargaining	4.49	4.49	5.48	6.67	5.51	5.06	4.70
(iv) Hours regulations			7.01	8.00	8.00	8.00	8.00
(v) Mandated cost of worker dismissal				8.79	10.00	10.00	10.00
(vi) Conscription	10.00	10.00	10.00	10.00	10.00	10.00	10.00
C. Business regulations			8.57	8.82	8.39	8.46	8.43
(i) Administrative requirements			6.98	7.24	5.24	5.53	5.00
(ii) Bureaucracy costs			8.43	8.57	7.73	7.78	8.22
(iii) Starting a business			9.75	9.76	9.76	9.84	9.59
(iv) Impartial public administration	6.57	7.59	9.26	9.26	9.48	9.62	9.80
(v) Licensing restrictions				9.64	9.68	9.55	9.55
(vi) Cost of tax compliance			8.43	8.43	8.43	8.43	8.43

India

	1980	1990	2000	2005	2010	2015	2018
	Rating (Rank)	Rating (Rank)	Rating (Rank)	Rating (Rank)	Rating (Rank)	Rating (Rank)	Rating (Rank)
Summary Ratings (Rank)	4.83 (68)	5.04 (80)	6.27 (81)	6.48 (86)	6.37 (107)	6.47 (106)	6.56 (105)
	Rating (Data)	Rating (Data)	Rating (Data)	Rating (Data)	Rating (Data)	Rating (Data)	Rating (Data)
1. Size of Government	4.88	5.18	7.36	7.43	7.37	7.48	7.16
A. Government consumption	8.34 (11.65)	7.15 (15.68)	6.74 (17.1)	6.95 (16.38)	6.76 (17)	7.35 (15)	7.09 (15.9)
B. Transfers and subsidies	8.66 (5.4)	8.37 (6.5)	8.59 (5.66)	8.74 (5.14)	8.97 (4.28)	8.46 (6.15)	8.44 (6.22)
C. Government investment	0.84 (47.06)	2.85 (40.02)	6.73 (26.44)	7.71 (23.01)	7.38 (24.17)	6.87 (25.95)	7.15 (24.98)
D. Top marginal tax rate	1.00	2.00	8.00	7.00	7.00	8.00	6.00
(i) Top marginal income tax rate	1.00 (60)	2.00 (53)	8.00 (30)	7.00 (34)	7.00 (31)	8.00 (35)	6.00 (36)
(ii) Top marginal income and payroll tax rate		2.00 (53)	8.00 (30)	7.00 (34)	7.00 (31)	8.00 (35)	6.00 (36)
E. State ownership of assets	5.54	5.54	6.73	6.73	6.73	6.73	7.10
2. Legal System and Property Rights	4.23	4.57	5.29	5.89	5.45	5.10	5.07
A. Judicial independence	5.39	6.06	6.01	6.39	5.52	5.63	5.50
B. Impartial courts	4.79	6.08	6.08	5.58	4.76	5.14	5.04
C. Protection of property rights	5.55	4.82	4.59	6.06	5.26	5.07	5.85
D. Military interference in rule of law and politics	5.00	6.67	5.00	6.67	6.67	6.67	6.70
E. Integrity of the legal system	4.82	4.05	6.48	6.48	6.47	6.76	6.50
F. Legal enforcement of contracts	3.00	3.80	3.80	3.80	3.80	3.67	4.43
G. Regulatory restrictions on sale of real property		4.54	4.54	6.28	6.77	6.58	6.34
H. Reliability of police			5.83	5.83	5.15	6.23	5.34
<i>Gender Legal Rights Adjustment</i>	0.78	0.78	1.00	1.00	0.96	0.78	0.78
3. Sound Money	6.29	6.63	6.88	6.84	6.42	8.10	8.34
A. Money growth	9.36 (3.22)	8.58 (7.08)	9.03 (4.86)	8.41 (7.97)	8.93 (5.35)	9.78 (1.11)	9.82 (0.89)
B. Standard deviation of inflation	8.10 (4.76)	9.42 (1.45)	9.29 (1.77)	9.79 (0.53)	9.13 (2.17)	8.80 (3.01)	9.51 (1.22)
C. Inflation: most recent year	7.69 (11.54)	8.50 (7.52)	9.20 (4.01)	9.15 (4.25)	7.60 (11.99)	8.83 (5.87)	9.03 (4.86)
D. Freedom to own foreign currency bank accounts	0.00	0.00	0.00	0.00	0.00	5.00	5.00
4. Freedom to Trade Internationally	3.28	2.94	5.44	5.59	5.88	5.18	5.71
A. Tariffs	0.00	0.00	4.34	5.59	6.38	6.14	5.64
(i) Revenue from trade taxes (% of trade sector)	0.00 (15.5)	0.00 (21.1)	4.49 (8.26)	7.15 (4.27)	7.67 (3.5)	7.57 (3.64)	7.65 (3.52)
(ii) Mean tariff rate	0.00 (74.3)	0.00 (79.2)	3.50 (32.5)	6.60 (17)	7.48 (12.6)	7.32 (13.4)	6.58 (17.1)
(iii) Standard deviation of tariff rates		0.00 (45.2)	5.04 (12.4)	3.01 (17.47)	4.00 (14.99)	3.51 (16.21)	2.68 (18.3)
B. Regulatory trade barriers			6.59	6.13	6.45	3.92	6.55
(i) Non-tariff trade barriers			5.35	6.91	5.33	5.98	5.76
(ii) Compliance cost of importing and exporting			7.83	5.34	7.57	1.85	7.35
C. Black-market exchange rates	9.00	8.00	10.00	10.00	10.00	10.00	10.00
D. Controls of the movement of capital and people	0.83	0.83	0.83	0.65	0.66	0.66	0.66
(i) Financial openness	1.66	1.66	1.66	1.66	1.66	1.66	1.66
(ii) Capital controls	0.00	0.00	0.00	0.00	0.00	0.00	0.00
(iii) Freedom of foreigners to visit				0.30	0.33	0.33	0.33
5. Regulation	5.50	5.89	6.36	6.64	6.75	6.46	6.53
A. Credit Market regulations	5.22	5.52	6.83	7.02	6.67	6.59	6.55
(i) Ownership of banks	0.00	0.00	2.00	2.00	2.00	2.00	2.00
(ii) Private sector credit	7.67	8.56	8.50	9.06	9.00	7.76	7.65
(iii) Interest rate controls / negative real interest rates	8.00	8.00	10.00	10.00	9.00	10.00	10.00
B. Labor Market regulations		6.26	5.85	7.27	8.05	6.46	6.42
(i) Hiring regulations and minimum wage			4.35	10.00	10.00	6.67	6.67
(ii) Hiring and firing regulations		2.56	1.70	3.31	4.98	6.26	5.26
(iii) Centralized collective bargaining	6.21	6.21	7.72	7.47	7.02	5.55	6.28
(iv) Hours regulations			6.50	8.00	10.00	4.00	4.00
(v) Mandated cost of worker dismissal			4.81	4.81	6.30	6.30	6.30
(vi) Conscription	10.00	10.00	10.00	10.00	10.00	10.00	10.00
C. Business regulations			6.40	5.65	5.52	6.34	6.62
(i) Administrative requirements			7.37	3.23	3.29	5.15	5.18
(ii) Bureaucracy costs			7.40	5.17	4.55	3.33	3.56
(iii) Starting a business			5.35	7.03	8.09	9.02	9.37
(iv) Impartial public administration	4.16	4.10	4.85	4.85	5.79	5.49	5.24
(v) Licensing restrictions				6.58	4.26	7.77	9.18
(vi) Cost of tax compliance			7.04	7.04	7.15	7.30	7.18

Indonesia

	1980	1990	2000	2005	2010	2015	2018
	Rating (Rank)	Rating (Rank)	Rating (Rank)	Rating (Rank)	Rating (Rank)	Rating (Rank)	Rating (Rank)
Summary Ratings (Rank)	5.04 (62)	6.06 (39)	6.02 (84)	6.43 (91)	6.97 (74)	7.12 (72)	7.39 (59)
	Rating (Data)	Rating (Data)	Rating (Data)	Rating (Data)	Rating (Data)	Rating (Data)	Rating (Data)
1. Size of Government	5.75	7.11	7.94	7.96	8.18	8.24	8.69
A. Government consumption	6.84 (16.75)	7.93 (13.04)	8.98 (9.47)	8.47 (11.19)	7.72 (13.75)	7.47 (14.6)	7.76 (13.62)
B. Transfers and subsidies	9.24 (3.3)	9.59 (2)	8.30 (6.73)	8.90 (4.55)	9.36 (2.84)	9.12 (3.73)	9.55 (2.16)
C. Government investment			10.00 (8.44)	10.00 (10.78)	10.00 (8.29)	10.00 (10.84)	10.00 (11.8)
D. Top marginal tax rate	3.00	7.00	6.00	6.00	7.50	7.50	9.00
(i) Top marginal income tax rate	3.00 (50)	7.00 (35)	7.00 (35)	7.00 (35)	8.00 (30)	8.00 (30)	9.00 (30)
(ii) Top marginal income and payroll tax rate		7.00 (35)	5.00 (40)	5.00 (40)	7.00 (35)	7.00 (35)	9.00 (35)
E. State ownership of assets	3.91	3.91	6.42	6.42	6.34	7.11	7.14
2. Legal System and Property Rights	2.62	2.61	3.32	3.60	4.38	4.72	5.11
A. Judicial independence	2.10	2.19	3.55	3.78	4.34	4.88	5.10
B. Impartial courts	2.56	3.69	3.89	3.80	4.18	4.54	4.63
C. Protection of property rights	5.05	4.62	4.67	5.19	5.37	5.68	6.20
D. Military interference in rule of law and politics	1.67	0.56	2.92	4.17	4.17	4.17	4.20
E. Integrity of the legal system	3.73	3.73	4.59	5.61	5.59	5.27	5.54
F. Legal enforcement of contracts	3.75	2.83	2.83	2.71	2.71	3.21	4.33
G. Regulatory restrictions on sale of real property		5.88	5.88	5.81	6.03	5.93	6.69
H. Reliability of police			3.51	3.51	4.56	5.53	5.62
<i>Gender Legal Rights Adjustment</i>	0.67	0.56	0.67	0.67	0.90	0.93	0.93
3. Sound Money	6.54	8.76	6.20	7.39	8.99	9.36	9.70
A. Money growth	6.30 (18.49)	8.03 (9.87)	5.56 (22.19)	8.45 (7.76)	8.66 (6.7)	9.40 (3)	9.88 (-0.62)
B. Standard deviation of inflation	6.07 (9.82)	7.86 (5.35)	0.00 (27.72)	8.21 (4.48)	8.32 (4.21)	9.32 (1.7)	9.58 (1.06)
C. Inflation: most recent year	3.80 (30.99)	9.14 (4.28)	9.26 (3.72)	7.91 (10.45)	8.97 (5.13)	8.73 (6.36)	9.36 (3.2)
D. Freedom to own foreign currency bank accounts	10.00	10.00	10.00	5.00	10.00	10.00	10.00
4. Freedom to Trade Internationally	6.44	6.96	7.04	6.87	6.86	6.86	6.88
A. Tariffs	6.13	5.88	7.88	7.93	7.89	8.10	7.89
(i) Revenue from trade taxes (% of trade sector)	8.07 (2.9)	8.39 (2.41)	9.65 (0.53)	9.38 (0.93)	9.48 (0.78)	9.53 (0.71)	9.52 (0.72)
(ii) Mean tariff rate	4.20 (29)	5.94 (20.3)	8.32 (8.4)	8.70 (6.5)	8.64 (6.8)	8.62 (6.9)	8.38 (8.1)
(iii) Standard deviation of tariff rates		3.32 (16.7)	5.68 (10.8)	5.72 (10.7)	5.54 (11.15)	6.16 (9.59)	5.76 (10.61)
B. Regulatory trade barriers			5.99	6.30	6.29	4.67	4.96
(i) Non-tariff trade barriers			3.82	6.41	5.53	5.26	5.53
(ii) Compliance cost of importing and exporting			8.17	6.20	7.05	4.07	4.38
C. Black-market exchange rates	9.60	10.00	10.00	10.00	10.00	10.00	10.00
D. Controls of the movement of capital and people	3.59	5.00	4.27	3.24	3.25	4.67	4.67
(i) Financial openness	7.17	10.00	6.99	6.99	6.99	4.16	4.16
(ii) Capital controls	0.00	0.00	1.54	1.54	1.54	1.54	1.54
(iii) Freedom of foreigners to visit				1.20	1.22	8.30	8.30
5. Regulation	3.87	4.84	5.61	6.31	6.43	6.44	6.56
A. Credit Market regulations	3.18	7.08	7.41	8.32	8.15	8.07	8.20
(i) Ownership of banks	0.00	2.00	5.00	5.00	5.00	5.00	5.00
(ii) Private sector credit	7.53	9.25	7.22	9.95	9.46	9.22	9.61
(iii) Interest rate controls / negative real interest rates	2.00	10.00	10.00	10.00	10.00	10.00	10.00
B. Labor Market regulations			4.14	4.93	4.66	4.56	4.71
(i) Hiring regulations and minimum wage			4.62	2.80	2.23	1.10	1.10
(ii) Hiring and firing regulations		5.56	3.20	4.49	5.28	5.68	5.83
(iii) Centralized collective bargaining			6.18	7.30	5.47	5.58	6.34
(iv) Hours regulations			5.85	10.00	10.00	10.00	10.00
(v) Mandated cost of worker dismissal			0.00	0.00	0.00	0.00	0.00
(vi) Conscription	3.00	0.00	5.00	5.00	5.00	5.00	5.00
C. Business regulations			5.27	5.69	6.48	6.68	6.76
(i) Administrative requirements			6.95	6.26	4.28	4.80	5.08
(ii) Bureaucracy costs			5.30	5.85	5.45	4.89	4.22
(iii) Starting a business			5.09	5.85	8.22	9.00	9.54
(iv) Impartial public administration	1.37	1.42	5.30	5.41	5.74	6.22	6.21
(v) Licensing restrictions				7.24	8.15	7.64	7.65
(vi) Cost of tax compliance			3.72	3.54	7.02	7.52	7.86

Iran, Islamic Republic

	1980	1990	2000	2005	2010	2015	2018
Summary Ratings (Rank)	Rating (Rank) 4.01 (98)	Rating (Rank) 4.73 (89)	Rating (Rank) 5.70 (101)	Rating (Rank) 5.98 (111)	Rating (Rank) 5.54 (141)	Rating (Rank) 5.40 (146)	Rating (Rank) 4.80 (158)
	Rating (Data)	Rating (Data)	Rating (Data)	Rating (Data)	Rating (Data)	Rating (Data)	Rating (Data)
1. Size of Government	4.64	5.07	5.10	5.85	6.11	6.12	5.87
A. Government consumption	3.44 (28.29)	7.30 (15.17)	4.68 (24.1)	5.51 (21.28)	5.71 (20.58)	5.84 (20.15)	5.21 (22.3)
B. Transfers and subsidies	8.23 (7)	8.94 (4.4)	9.52 (2.26)	8.27 (6.85)	7.99 (7.88)	7.99 (7.88)	7.99 (7.88)
C. Government investment	4.45 (34.42)	6.93 (25.74)	6.79 (26.22)	5.03 (32.41)	6.90 (25.85)	6.64 (26.76)	5.14 (32.02)
D. Top marginal tax rate		0.00	1.50	7.50	7.00	7.00	8.00
(i) Top marginal income tax rate		0.00 (75)	2.00 (54)	8.00 (35)	7.00 (35)	7.00 (35)	8.00 (35)
(ii) Top marginal income and payroll tax rate		0.00 (75)	1.00 (57)	7.00 (37)	7.00 (37)	7.00 (35)	8.00 (35)
E. State ownership of assets	2.45	2.17	3.03	2.93	2.93	3.14	3.02
2. Legal System and Property Rights	2.89	3.63	4.35	4.24	4.09	4.28	4.21
A. Judicial independence	1.94	2.69	3.79	3.82	3.67	3.35	3.05
B. Impartial courts	3.33	4.16	4.10	3.85	3.74	3.75	3.26
C. Protection of property rights	5.30	5.47	5.55	5.38	5.46	5.04	4.99
D. Military interference in rule of law and politics	6.67	6.67	8.33	8.33	8.33	7.50	6.70
E. Integrity of the legal system	3.84	3.31	6.87	5.96	5.89	5.92	5.77
F. Legal enforcement of contracts	1.25	4.51	4.51	4.51	4.44	4.19	4.62
G. Regulatory restrictions on sale of real property		5.84	5.84	5.84	5.87	7.90	8.17
H. Reliability of police			5.77	5.94	5.77	5.50	5.13
<i>Gender Legal Rights Adjustment</i>	0.56	0.56	0.56	0.56	0.52	0.59	0.61
3. Sound Money	6.89	9.00	8.00	8.06	7.60	6.88	6.17
A. Money growth	4.60 (26.8)	8.20 (9.1)	7.15 (14.27)	7.69 (11.57)	5.48 (22.58)	5.90 (20.52)	5.95 (20.24)
B. Standard deviation of inflation	7.66 (5.85)	8.73 (3.17)	7.73 (5.67)	7.23 (6.93)	6.94 (7.66)	4.38 (14.04)	4.84 (12.91)
C. Inflation: most recent year	5.32 (23.41)	9.05 (4.73)	7.10 (14.48)	7.31 (13.43)	7.97 (10.14)	7.26 (13.7)	3.90 (30.5)
D. Freedom to own foreign currency bank accounts	10.00	10.00	10.00	10.00	10.00	10.00	10.00
4. Freedom to Trade Internationally	1.45	2.05	5.73	5.99	5.17	4.52	2.29
A. Tariffs	2.93	6.15	8.34	6.92	4.11	4.07	4.07
(i) Revenue from trade taxes (% of trade sector)	0.00 (17)	6.43 (5.35)	7.67 (3.49)	7.59 (3.62)	7.52 (3.72)	7.52 (3.72)	7.52 (3.72)
(ii) Mean tariff rate	5.86 (20.7)	5.86 (20.7)	9.02 (4.9)	6.26 (18.7)	4.80 (26)	4.68 (26.6)	4.68 (26.6)
(iii) Standard deviation of tariff rates			8.32 (4.2)		0.00 (28.08)	0.00 (28.2)	0.00 (28.2)
B. Regulatory trade barriers				5.55	5.06	2.65	4.66
(i) Non-tariff trade barriers					4.05	5.30	4.94
(ii) Compliance cost of importing and exporting				5.55	6.07	0.00	4.39
C. Black-market exchange rates	0.00	0.00	8.86	10.00	10.00	10.00	0.00
D. Controls of the movement of capital and people	1.43	0.00	0.00	1.50	1.50	1.37	0.43
(i) Financial openness	2.86	0.00	0.00	4.49	4.49	2.83	0.00
(ii) Capital controls	0.00	0.00	0.00	0.00	0.00	0.83	0.83
(iii) Freedom of foreigners to visit				0.00	0.00	0.44	0.44
5. Regulation	4.16	3.89	5.32	5.77	4.75	5.18	5.45
A. Credit Market regulations	2.68	3.10	4.67	6.33	4.31	4.68	6.41
(i) Ownership of banks	0.00	0.00	0.00	0.00	0.00	0.00	0.00
(ii) Private sector credit	8.03	9.29	10.00	10.00	8.92	9.03	9.22
(iii) Interest rate controls / negative real interest rates	0.00	0.00	4.00	9.00	4.00	5.00	10.00
B. Labor Market regulations			3.98	4.53	4.63	4.97	4.74
(i) Hiring regulations and minimum wage			6.70	8.90	7.77	8.90	7.77
(ii) Hiring and firing regulations					4.39	4.41	3.88
(iii) Centralized collective bargaining					4.11	4.98	5.31
(iv) Hours regulations			7.30	7.30	8.00	8.00	8.00
(v) Mandated cost of worker dismissal			1.93	1.93	2.52	2.52	2.52
(vi) Conscription	3.00	0.00	0.00	0.00	1.00	1.00	1.00
C. Business regulations			7.30	6.43	5.31	5.89	5.21
(i) Administrative requirements					3.04	3.53	2.40
(ii) Bureaucracy costs					3.03	0.89	0.00
(iii) Starting a business			8.99	9.04	9.70	9.49	7.67
(iv) Impartial public administration	5.70	4.74	6.77	6.77	4.87	6.01	4.86
(v) Licensing restrictions				3.76	5.06	9.30	8.79
(vi) Cost of tax compliance			6.14	6.14	6.14	6.14	7.58

Iraq

	1980	1990	2000	2005	2010	2015	2018
	Rating (Rank)	Rating (Rank)	Rating (Rank)	Rating (Rank)	Rating (Rank)	Rating (Rank)	Rating (Rank)
Summary Ratings (Rank)							5.61 (146)
	Rating (Data)	Rating (Data)	Rating (Data)	Rating (Data)	Rating (Data)	Rating (Data)	Rating (Data)
1. Size of Government				2.21	2.21	1.85	5.02
A. Government consumption							3.87 (26.85)
B. Transfers and subsidies							8.30 (6.74)
C. Government investment				0.00 (56.28)	0.00 (67.36)	0.00 (62.71)	0.01 (49.95)
D. Top marginal tax rate							9.00
(i) Top marginal income tax rate							10.00 (15)
(ii) Top marginal income and payroll tax rate							8.00 (28)
E. State ownership of assets	2.98	2.98	2.98	4.42	4.42	3.69	3.93
2. Legal System and Property Rights	2.46	2.45	5.02	5.15	3.88	3.12	3.32
A. Judicial independence	2.32	2.34	4.50	5.08	4.78	3.37	3.88
B. Impartial courts	3.97	3.41	4.09	4.29	3.89	3.29	3.15
C. Protection of property rights	4.79	4.79	6.47	6.69	6.41	4.96	5.71
D. Military interference in rule of law and politics	1.67	1.67	10.00	10.00	0.00	0.00	0.00
E. Integrity of the legal system	2.75	3.24	3.59	3.88	3.90	3.93	3.81
F. Legal enforcement of contracts			6.47	4.97	5.17	4.84	4.84
G. Regulatory restrictions on sale of real property			7.21	8.58	7.16	7.16	6.64
H. Reliability of police			8.30	8.52	7.81		
<i>Gender Legal Rights Adjustment</i>	0.59	0.59	0.59	0.59	0.59	0.59	0.66
3. Sound Money							7.84
A. Money growth					9.80 (-1.02)	8.84 (-5.82)	8.73 (-6.34)
B. Standard deviation of inflation						2.68 (18.3)	2.69 (18.27)
C. Inflation: most recent year						9.72 (1.39)	9.93 (0.37)
D. Freedom to own foreign currency bank accounts							10.00
4. Freedom to Trade Internationally							5.80
A. Tariffs							9.73
(i) Revenue from trade taxes (% of trade sector)							9.73 (0.4)
(ii) Mean tariff rate							
(iii) Standard deviation of tariff rates							
B. Regulatory trade barriers							3.42
(i) Non-tariff trade barriers							6.37
(ii) Compliance cost of importing and exporting							0.46
C. Black-market exchange rates							8.90
D. Controls of the movement of capital and people	1.66	1.66	1.66				1.15
(i) Financial openness	1.66	1.66	1.66				
(ii) Capital controls							2.31
(iii) Freedom of foreigners to visit							0.00
5. Regulation							6.07
A. Credit Market regulations							6.76
(i) Ownership of banks							
(ii) Private sector credit							4.52
(iii) Interest rate controls / negative real interest rates							9.00
B. Labor Market regulations							6.19
(i) Hiring regulations and minimum wage							2.23
(ii) Hiring and firing regulations							
(iii) Centralized collective bargaining							
(iv) Hours regulations							6.00
(v) Mandated cost of worker dismissal							6.55
(vi) Conscription							10.00
C. Business regulations							5.26
(i) Administrative requirements							
(ii) Bureaucracy costs							0.00
(iii) Starting a business							8.74
(iv) Impartial public administration	4.14	3.88	2.59	2.99	3.15	1.97	2.86
(v) Licensing restrictions							8.20
(vi) Cost of tax compliance							6.50

Ireland

	1980	1990	2000	2005	2010	2015	2018
	Rating (Rank)	Rating (Rank)	Rating (Rank)	Rating (Rank)	Rating (Rank)	Rating (Rank)	Rating (Rank)
Summary Ratings (Rank)	6.64 (18)	7.01 (25)	8.12 (9)	8.26 (7)	7.89 (14)	8.32 (5)	8.13 (10)
	Rating (Data)	Rating (Data)	Rating (Data)	Rating (Data)	Rating (Data)	Rating (Data)	Rating (Data)
1. Size of Government	5.54	5.71	6.50	6.91	5.93	6.69	6.52
A. Government consumption	5.31 (21.96)	5.80 (20.27)	5.33 (21.88)	5.12 (22.58)	3.41 (28.4)	3.82 (27)	3.61 (27.72)
B. Transfers and subsidies	5.37 (17.5)	5.42 (17.3)	4.20 (21.78)	6.94 (11.73)	5.27 (17.87)	7.01 (11.46)	7.24 (10.63)
C. Government investment	10.00 (14.89)	10.00 (10.88)	10.00 (14.58)	10.00 (11.75)	8.73 (19.44)	10.00 (7.57)	10.00 (8.6)
D. Top marginal tax rate	1.00	1.00	5.00	4.50	4.00	4.50	3.50
(i) Top marginal income tax rate	1.00 (60)	1.00 (56)	5.00 (42)	5.00 (42)	5.00 (41)	6.00 (40)	5.00 (40)
(ii) Top marginal income and payroll tax rate		1.00 (57)	5.00 (42)	4.00 (49)	3.00 (55)	3.00 (52)	2.00 (51)
E. State ownership of assets	6.02	6.32	7.98	7.98	8.26	8.13	8.27
2. Legal System and Property Rights	7.28	7.48	7.52	7.52	7.69	7.81	7.40
A. Judicial independence	6.66	7.49	7.30	7.27	7.34	7.46	7.01
B. Impartial courts	5.68	7.63	7.73	7.05	6.73	6.90	6.32
C. Protection of property rights	6.72	7.00	6.86	7.58	7.24	7.37	7.24
D. Military interference in rule of law and politics	10.00	10.00	10.00	10.00	10.00	10.00	10.00
E. Integrity of the legal system	7.11	7.88	8.71	8.71	8.74	8.72	8.82
F. Legal enforcement of contracts	7.50	6.47	6.47	6.47	5.97	4.97	4.72
G. Regulatory restrictions on sale of real property		5.90	5.90	5.90	7.15	8.58	7.27
H. Reliability of police			7.19	7.19	8.39	8.51	7.81
<i>Gender Legal Rights Adjustment</i>	1.00	1.00	1.00	1.00	1.00	1.00	1.00
3. Sound Money	5.93	6.80	9.43	9.65	9.48	9.53	9.44
A. Money growth	8.07 (9.64)	9.25 (3.75)	9.39 (-3.05)	9.73 (1.34)	9.23 (3.87)	8.95 (5.26)	8.69 (6.56)
B. Standard deviation of inflation	8.61 (3.48)	8.97 (2.57)	9.42 (1.44)	9.37 (1.57)	8.89 (2.78)	9.23 (1.92)	9.18 (2.05)
C. Inflation: most recent year	7.06 (14.71)	8.96 (5.18)	8.89 (5.56)	9.51 (2.43)	9.81 (-0.95)	9.94 (-0.29)	9.90 (0.49)
D. Freedom to own foreign currency bank accounts	0.00	0.00	10.00	10.00	10.00	10.00	10.00
4. Freedom to Trade Internationally	7.51	7.42	9.29	8.99	8.94	8.86	8.72
A. Tariffs	7.95	7.88	9.18	8.39	8.34	8.36	8.12
(i) Revenue from trade taxes (% of trade sector)	7.67 (3.5)	8.00 (3)	9.78 (0.33)	9.59 (0.62)	9.63 (0.55)	9.10 (1.35)	9.13 (1.3)
(ii) Mean tariff rate	8.24 (8.8)	8.52 (7.4)	9.52 (2.4)	9.46 (2.7)	8.98 (5.1)	8.98 (5.1)	8.96 (5.2)
(iii) Standard deviation of tariff rates		7.12 (7.2)	8.24 (4.4)	6.13 (9.67)	6.41 (8.98)	7.00 (7.5)	6.26 (9.36)
B. Regulatory trade barriers			8.76	8.51	8.35	8.23	7.91
(i) Non-tariff trade barriers			8.18	8.19	7.88	7.39	6.73
(ii) Compliance cost of importing and exporting			9.33	8.83	8.83	9.08	9.09
C. Black-market exchange rates	10.00	9.80	10.00	10.00	10.00	10.00	10.00
D. Controls of the movement of capital and people	4.58	4.58	9.23	9.05	9.07	8.85	8.85
(i) Financial openness	4.16	4.16	10.00	10.00	10.00	10.00	10.00
(ii) Capital controls	5.00	5.00	8.46	8.46	8.46	7.69	7.69
(iii) Freedom of foreigners to visit				8.70	8.74	8.85	8.85
5. Regulation	6.95	7.65	7.84	8.24	7.42	8.71	8.55
A. Credit Market regulations	7.35	8.77	9.00	9.33	6.00	9.14	9.33
(i) Ownership of banks	8.00	8.00	8.00	8.00	8.00	8.00	8.00
(ii) Private sector credit	8.04	8.32	10.00	10.00	0.00	9.43	10.00
(iii) Interest rate controls / negative real interest rates	6.00	10.00	9.00	10.00	10.00	10.00	10.00
B. Labor Market regulations	6.55	6.53	5.92	7.48	7.94	8.13	7.93
(i) Hiring regulations and minimum wage			4.69	8.90	8.90	8.90	8.90
(ii) Hiring and firing regulations		5.52	3.77	3.95	4.56	6.26	5.14
(iii) Centralized collective bargaining	5.18	6.21	2.93	4.24	5.06	7.26	7.15
(iv) Hours regulations	4.49	4.40	5.34	10.00	10.00	10.00	10.00
(v) Mandated cost of worker dismissal			8.79	7.78	9.13	6.37	6.37
(vi) Conscriptation	10.00	10.00	10.00	10.00	10.00	10.00	10.00
C. Business regulations			8.59	7.92	8.33	8.85	8.39
(i) Administrative requirements			7.20	4.80	4.01	6.09	4.90
(ii) Bureaucracy costs			7.93	6.72	9.24	10.00	8.44
(iii) Starting a business			9.32	9.58	9.58	9.84	9.65
(iv) Impartial public administration	7.27	9.37	9.37	9.37	9.41	9.62	10.00
(v) Licensing restrictions				7.86	8.56	8.47	8.24
(vi) Cost of tax compliance			9.15	9.15	9.15	9.08	9.09

Israel

	1980	1990	2000	2005	2010	2015	2018
	Rating (Rank)	Rating (Rank)	Rating (Rank)	Rating (Rank)	Rating (Rank)	Rating (Rank)	Rating (Rank)
Summary Ratings (Rank)	4.09 (96)	4.93 (83)	6.72 (64)	7.24 (50)	7.31 (54)	7.52 (44)	7.62 (39)
	Rating (Data)	Rating (Data)	Rating (Data)	Rating (Data)	Rating (Data)	Rating (Data)	Rating (Data)
1. Size of Government	2.33	5.10	4.98	5.93	6.19	6.31	6.57
A. Government consumption	0.00 (43.15)	2.09 (32.9)	2.18 (32.58)	2.11 (32.82)	3.41 (28.4)	3.19 (29.16)	3.06 (29.6)
B. Transfers and subsidies	4.47 (20.8)	5.59 (16.7)	3.92 (22.8)	7.25 (10.58)	7.26 (10.55)	6.73 (12.49)	6.51 (13.29)
C. Government investment		8.92 (18.76)	10.00 (12.73)	10.00 (11.04)	10.00 (10.66)	10.00 (11.07)	10.00 (12.3)
D. Top marginal tax rate	1.00	3.50	2.50	4.00	4.00	5.00	5.00
(i) Top marginal income tax rate	1.00 (66)	5.00 (48)	4.00 (50)	4.00 (49)	5.00 (46)	5.00 (50)	5.00 (50)
(ii) Top marginal income and payroll tax rate		2.00 (64)	1.00 (61.6)	4.00 (49)	3.00 (60)	5.00 (50)	5.00 (50)
E. State ownership of assets	3.85	5.38	6.28	6.28	6.28	6.61	8.26
2. Legal System and Property Rights	5.54	5.23	6.12	5.76	5.71	5.83	5.87
A. Judicial independence	4.65	6.09	6.34	6.26	6.14	6.21	5.52
B. Impartial courts	5.29	6.54	7.32	6.46	5.87	6.19	6.06
C. Protection of property rights	5.98	6.57	6.26	6.79	6.39	6.50	6.85
D. Military interference in rule of law and politics	5.00	3.33	6.67	4.17	4.17	4.17	4.20
E. Integrity of the legal system	5.92	4.32	7.68	7.68	7.60	7.63	7.71
F. Legal enforcement of contracts	7.00	5.61	4.73	4.73	4.73	4.61	4.61
G. Regulatory restrictions on sale of real property		4.81	4.81	4.81	5.63	5.74	6.93
H. Reliability of police			6.06	6.06	6.02	6.80	6.82
<i>Gender Legal Rights Adjustment</i>	0.96	0.96	0.96	0.96	0.96	0.95	0.93
3. Sound Money	2.03	3.95	8.09	9.34	8.96	9.63	9.81
A. Money growth	3.13 (34.36)	5.48 (22.59)	9.07 (46.4)	8.44 (7.8)	7.18 (14.12)	9.08 (4.61)	9.80 (-1.02)
B. Standard deviation of inflation	0.00 (37.42)	5.32 (11.71)	8.50 (3.74)	9.17 (2.08)	9.20 (2)	9.56 (1.11)	9.62 (0.95)
C. Inflation: most recent year	0.00 (134.74)	0.00 (260)	9.77 (1.14)	9.73 (1.33)	9.46 (2.69)	9.87 (-0.63)	9.84 (0.81)
D. Freedom to own foreign currency bank accounts	5.00	5.00	5.00	10.00	10.00	10.00	10.00
4. Freedom to Trade Internationally	6.49	6.81	8.43	8.61	8.47	8.39	8.45
A. Tariffs	6.60	9.39	9.68	7.86	7.40	8.24	8.54
(i) Revenue from trade taxes (% of trade sector)	6.60 (5.1)	9.39 (0.92)	9.75 (0.37)	9.77 (0.34)	9.69 (0.46)	9.72 (0.42)	9.76 (0.36)
(ii) Mean tariff rate			9.60 (2)	9.46 (2.7)	8.72 (6.4)	9.10 (4.5)	9.22 (3.9)
(iii) Standard deviation of tariff rates				4.36 (14.11)	3.79 (15.54)	5.91 (10.22)	6.65 (8.39)
B. Regulatory trade barriers			7.94	7.84	8.03	6.63	6.59
(i) Non-tariff trade barriers			6.88	7.27	7.36	5.94	5.79
(ii) Compliance cost of importing and exporting			9.00	8.41	8.70	7.33	7.40
C. Black-market exchange rates	9.80	9.20	10.00	10.00	10.00	10.00	10.00
D. Controls of the movement of capital and people	3.08	1.83	6.10	8.72	8.44	8.67	8.67
(i) Financial openness	4.16	1.66	7.60	9.40	10.00	10.00	10.00
(ii) Capital controls	2.00	2.00	4.61	9.17	7.69	6.15	6.15
(iii) Freedom of foreigners to visit				7.60	7.63	9.85	9.85
5. Regulation	4.05	3.58	5.97	6.56	7.22	7.45	7.40
A. Credit Market regulations	1.75	3.81	6.06	7.67	9.27	9.57	9.52
(i) Ownership of banks	0.00	0.00	0.00	5.00	10.00	10.00	10.00
(ii) Private sector credit	5.25	5.43	8.18	8.00	7.80	8.71	8.57
(iii) Interest rate controls / negative real interest rates	0.00	6.00	10.00	10.00	10.00	10.00	10.00
B. Labor Market regulations		3.35	3.81	4.87	5.28	5.38	5.36
(i) Hiring regulations and minimum wage			4.20	8.90	8.90	8.90	8.90
(ii) Hiring and firing regulations		4.87	5.43	5.74	5.07	5.86	5.80
(iii) Centralized collective bargaining	5.18	5.18	6.17	6.99	7.21	7.02	6.97
(iv) Hours regulations			5.51	6.00	8.00	8.00	8.00
(v) Mandated cost of worker dismissal			1.56	1.56	2.52	2.52	2.52
(vi) Conscription	0.00	0.00	0.00	0.00	0.00	0.00	0.00
C. Business regulations			8.05	7.14	7.11	7.40	7.31
(i) Administrative requirements			8.18	4.36	3.81	4.48	4.22
(ii) Bureaucracy costs			7.73	7.30	8.18	8.44	8.22
(iii) Starting a business			8.85	8.86	8.87	9.58	9.62
(iv) Impartial public administration	8.36	8.36	8.05	8.05	7.13	7.01	6.77
(v) Licensing restrictions				6.85	7.30	7.51	7.65
(vi) Cost of tax compliance			7.42	7.42	7.37	7.37	7.38

Italy

	1980	1990	2000	2005	2010	2015	2018
	Rating (Rank)	Rating (Rank)	Rating (Rank)	Rating (Rank)	Rating (Rank)	Rating (Rank)	Rating (Rank)
Summary Ratings (Rank)	5.54 (39)	6.92 (26)	7.75 (24)	7.68 (26)	7.57 (36)	7.71 (33)	7.51 (51)
	Rating (Data)	Rating (Data)	Rating (Data)	Rating (Data)	Rating (Data)	Rating (Data)	Rating (Data)
1. Size of Government	3.95	5.08	6.42	6.66	6.12	6.24	5.54
A. Government consumption	5.96 (19.75)	5.22 (22.26)	4.84 (23.54)	4.20 (25.71)	4.38 (25.1)	4.73 (23.92)	4.71 (23.97)
B. Transfers and subsidies	4.44 (20.9)	3.11 (25.8)	4.64 (20.17)	4.47 (20.79)	3.56 (24.15)	3.46 (24.52)	3.57 (24.08)
C. Government investment		10.00 (13.97)	10.00 (13.92)	10.00 (14.14)	10.00 (14.58)	10.00 (13.1)	10.00 (12)
D. Top marginal tax rate	0.00	1.00	3.00	5.00	3.00	3.50	1.50
(i) Top marginal income tax rate	0.00 (72)	1.00 (66)	3.00 (51.05)	6.00 (43-45)	5.00 (43-45)	5.00 (47-49)	3.00 (47-49)
(ii) Top marginal income and payroll tax rate		1.00 (66)	3.00 (52)	4.00 (51)	1.00 (61-62)	2.00 (61-62)	0.00 (61-62)
E. State ownership of assets	5.38	6.07	9.64	9.64	9.64	9.52	7.89
2. Legal System and Property Rights	6.47	6.89	7.10	6.63	6.39	6.24	6.35
A. Judicial independence	5.47	5.53	5.32	4.81	5.01	5.21	5.25
B. Impartial courts	4.61	5.71	5.79	4.91	4.55	4.38	4.40
C. Protection of property rights	6.68	6.05	7.24	6.47	5.78	5.64	6.24
D. Military interference in rule of law and politics	10.00	10.00	10.00	10.00	10.00	10.00	10.00
E. Integrity of the legal system	7.59	7.62	8.45	6.78	6.78	6.88	6.70
F. Legal enforcement of contracts	4.50	4.09	4.34	4.34	4.22	4.05	3.54
G. Regulatory restrictions on sale of real property		9.23	9.23	9.29	8.01	8.25	8.25
H. Reliability of police			6.47	6.47	6.77	5.53	6.41
<i>Gender Legal Rights Adjustment</i>	1.00	1.00	1.00	1.00	1.00	1.00	1.00
3. Sound Money	5.55	9.28	9.47	9.52	9.66	9.74	9.35
A. Money growth	7.33 (13.36)	9.20 (4)	8.94 (5.29)	8.65 (6.76)	9.33 (3.34)	9.14 (4.3)	7.68 (11.6)
B. Standard deviation of inflation	9.04 (2.41)	9.72 (0.69)	9.43 (1.43)	9.83 (0.41)	9.63 (0.93)	9.83 (0.42)	9.93 (0.16)
C. Inflation: most recent year	5.82 (20.91)	8.20 (9.01)	9.49 (2.54)	9.60 (1.99)	9.69 (1.54)	9.99 (0.04)	9.77 (1.14)
D. Freedom to own foreign currency bank accounts	0.00	10.00	10.00	10.00	10.00	10.00	10.00
4. Freedom to Trade Internationally	7.16	7.79	9.11	8.40	8.25	8.66	8.59
A. Tariffs	8.99	8.48	9.18	8.39	8.34	8.36	8.12
(i) Revenue from trade taxes (% of trade sector)	9.73 (0.4)	9.80 (0.3)	9.78 (0.33)	9.59 (0.62)	9.63 (0.55)	9.10 (1.35)	9.13 (1.3)
(ii) Mean tariff rate	8.24 (8.8)	8.52 (7.4)	9.52 (2.4)	9.46 (2.7)	8.98 (5.1)	8.98 (5.1)	8.96 (5.2)
(iii) Standard deviation of tariff rates		7.12 (7.2)	8.24 (4.4)	6.13 (9.67)	6.41 (8.98)	7.00 (7.5)	6.26 (9.36)
B. Regulatory trade barriers			8.43	7.18	6.89	8.07	8.00
(i) Non-tariff trade barriers			7.68	7.00	6.41	6.18	6.02
(ii) Compliance cost of importing and exporting			9.17	7.36	7.36	9.96	9.98
C. Black-market exchange rates	10.00	10.00	10.00	10.00	10.00	10.00	10.00
D. Controls of the movement of capital and people	2.50	4.88	8.85	8.03	7.78	8.22	8.22
(i) Financial openness	0.00	4.77	10.00	10.00	10.00	10.00	10.00
(ii) Capital controls	5.00	5.00	7.69	7.69	6.92	6.92	6.92
(iii) Freedom of foreigners to visit				6.40	6.42	7.74	7.74
5. Regulation	4.57	5.56	6.67	7.16	7.45	7.68	7.75
A. Credit Market regulations	5.02	6.93	8.21	8.76	9.27	9.54	9.60
(i) Ownership of banks	5.00	5.00	5.00	8.00	10.00	10.00	10.00
(ii) Private sector credit	6.06	5.80	9.64	8.28	7.81	8.61	8.81
(iii) Interest rate controls / negative real interest rates	4.00	10.00	10.00	10.00	10.00	10.00	10.00
B. Labor Market regulations	4.12	4.20	4.58	6.49	6.48	6.77	6.79
(i) Hiring regulations and minimum wage			4.01	6.70	3.90	5.57	5.57
(ii) Hiring and firing regulations		2.62	2.10	2.80	3.26	3.03	3.33
(iii) Centralized collective bargaining	4.49	4.49	3.68	3.59	3.70	4.00	3.82
(iv) Hours regulations	6.86	6.69	4.84	6.00	8.00	8.00	8.00
(v) Mandated cost of worker dismissal			9.81	9.81	10.00	10.00	10.00
(vi) Conscription	1.00	3.00	3.00	10.00	10.00	10.00	10.00
C. Business regulations			7.21	6.24	6.61	6.75	6.85
(i) Administrative requirements			6.85	1.73	1.81	1.60	1.76
(ii) Bureaucracy costs			6.05	6.08	7.12	7.11	7.11
(iii) Starting a business			9.32	9.34	9.58	9.65	9.50
(iv) Impartial public administration	6.40	6.87	7.88	7.88	7.88	7.64	7.59
(v) Licensing restrictions				6.46	6.46	7.20	7.82
(vi) Cost of tax compliance			5.96	5.96	6.81	7.31	7.33

Jamaica

	1980	1990	2000	2005	2010	2015	2018
	Rating (Rank)	Rating (Rank)	Rating (Rank)	Rating (Rank)	Rating (Rank)	Rating (Rank)	Rating (Rank)
Summary Ratings (Rank)	4.53 (82)	5.80 (49)	7.43 (33)	7.52 (34)	7.21 (56)	7.67 (37)	7.69 (36)
	Rating (Data)	Rating (Data)	Rating (Data)	Rating (Data)	Rating (Data)	Rating (Data)	Rating (Data)
1. Size of Government	2.39	7.42	7.42	7.78	7.85	8.17	8.45
A. Government consumption	4.68 (24.08)	6.35 (18.4)	6.09 (19.3)	6.70 (17.23)	6.73 (17.11)	7.48 (14.56)	7.35 (15.01)
B. Transfers and subsidies		9.59 (2)	10.00 (0)	9.92 (0.78)	9.76 (1.39)	8.38 (6.45)	8.38 (6.45)
C. Government investment		9.57 (16.52)				10.00 (8.61)	10.00 (12.39)
D. Top marginal tax rate	0.00	6.00	8.00	8.00	7.00	7.00	8.50
(i) Top marginal income tax rate	0.00 (80)	7.00 (33)	9.00 (25)	9.00 (25)	8.00 (35)	9.00 (25)	9.00 (30)
(ii) Top marginal income and payroll tax rate		5.00 (37)	7.00 (31)	7.00 (33)	6.00 (44)	5.00 (39)	8.00 (40)
E. State ownership of assets	2.47	5.60	5.60	6.50	7.90	7.97	8.03
2. Legal System and Property Rights	6.15	5.46	5.46	5.52	5.45	5.70	5.67
A. Judicial independence	5.62	5.70	5.68	5.55	5.62	6.02	5.71
B. Impartial courts	4.87	4.86	4.92	4.78	4.52	4.71	4.87
C. Protection of property rights	5.70	5.11	5.11	6.17	5.63	5.98	5.98
D. Military interference in rule of law and politics	10.00	10.00	10.00	10.00	9.93	10.00	8.30
E. Integrity of the legal system	4.57	4.61	4.76	5.18	4.76	5.54	5.40
F. Legal enforcement of contracts		3.44	5.72	4.97	3.75	3.55	3.27
G. Regulatory restrictions on sale of real property		4.49	4.49	4.52	6.84	6.44	8.72
H. Reliability of police			2.97	2.97	4.23	4.65	4.25
<i>Gender Legal Rights Adjustment</i>	1.00	1.00	1.00	1.00	0.93	0.95	0.95
3. Sound Money	5.19	4.96	8.72	8.64	7.98	8.95	9.14
A. Money growth	6.54 (17.28)	7.76 (11.21)	8.62 (6.89)	8.37 (8.13)	8.18 (9.09)	6.94 (15.28)	7.84 (10.81)
B. Standard deviation of inflation	7.88 (5.29)	8.20 (4.49)	7.90 (5.26)	9.24 (1.89)	6.24 (9.4)	9.60 (1.01)	9.48 (1.29)
C. Inflation: most recent year	6.33 (18.34)	3.86 (30.69)	8.37 (8.17)	6.94 (15.3)	7.48 (12.61)	9.26 (3.68)	9.25 (3.74)
D. Freedom to own foreign currency bank accounts	0.00	0.00	10.00	10.00	10.00	10.00	10.00
4. Freedom to Trade Internationally	3.29	4.34	8.08	7.93	7.29	7.38	7.06
A. Tariffs	8.05	6.60	7.28	7.50	7.50	7.16	7.08
(i) Revenue from trade taxes (% of trade sector)	9.40 (0.9)		8.49 (2.27)	8.17 (2.75)	8.25 (2.63)	7.67 (3.5)	7.43 (3.86)
(ii) Mean tariff rate	6.70 (16.5)	6.60 (17)	7.88 (10.6)	8.54 (7.3)	8.50 (7.5)	8.30 (8.5)	8.30 (8.5)
(iii) Standard deviation of tariff rates			5.48 (11.3)	5.80 (10.51)	5.74 (10.65)	5.51 (11.22)	5.51 (11.22)
B. Regulatory trade barriers			6.20	6.45	6.51	6.18	5.91
(i) Non-tariff trade barriers			5.73	5.86	6.00	6.90	6.13
(ii) Compliance cost of importing and exporting			6.67	7.03	7.03	5.45	5.70
C. Black-market exchange rates	0.00	4.60	10.00	10.00	10.00	10.00	10.00
D. Controls of the movement of capital and people	1.83	1.83	8.85	7.76	5.15	6.18	5.23
(i) Financial openness	1.66	1.66	10.00	10.00	7.60	6.99	4.16
(ii) Capital controls	2.00	2.00	7.69	5.38	0.00	1.54	1.54
(iii) Freedom of foreigners to visit				7.90	7.85	10.00	10.00
5. Regulation	5.64	6.80	7.46	7.72	7.49	8.14	8.15
A. Credit Market regulations	5.06	8.72	8.76	9.47	8.23	9.56	9.56
(i) Ownership of banks		10.00	10.00	10.00	10.00	10.00	10.00
(ii) Private sector credit	6.13	8.17	7.27	9.42	5.70	9.68	9.67
(iii) Interest rate controls / negative real interest rates	4.00	8.00	9.00	9.00	9.00	9.00	9.00
B. Labor Market regulations			6.68	7.63	7.81	7.86	7.86
(i) Hiring regulations and minimum wage			3.98	8.90	8.90	8.90	8.90
(ii) Hiring and firing regulations			4.77	5.27	4.86	4.70	4.72
(iii) Centralized collective bargaining			7.07	7.35	6.52	6.99	6.97
(iv) Hours regulations			10.00	10.00	10.00	10.00	10.00
(v) Mandated cost of worker dismissal			4.25	4.25	6.55	6.55	6.55
(vi) Conscription	10.00	10.00	10.00	10.00	10.00	10.00	10.00
C. Business regulations			6.94	6.05	6.43	7.01	7.03
(i) Administrative requirements			6.83	2.85	2.68	3.57	3.72
(ii) Bureaucracy costs			6.88	5.41	5.91	5.11	6.00
(iii) Starting a business			8.85	9.65	9.70	9.63	9.86
(iv) Impartial public administration	5.01	6.79	6.79	6.79	6.79	7.97	7.01
(v) Licensing restrictions				6.22	8.14	8.81	8.63
(vi) Cost of tax compliance			5.36	5.36	5.36	7.00	7.00

Japan

	1980	1990	2000	2005	2010	2015	2018
Summary Ratings (Rank)	Rating (Rank) 7.38 (7)	Rating (Rank) 8.15 (7)	Rating (Rank) 8.05 (12)	Rating (Rank) 7.99 (12)	Rating (Rank) 7.79 (18)	Rating (Rank) 7.85 (23)	Rating (Rank) 7.88 (20)
	Rating (Data)	Rating (Data)	Rating (Data)	Rating (Data)	Rating (Data)	Rating (Data)	Rating (Data)
1. Size of Government	5.46	6.58	6.47	6.43	5.89	5.68	5.85
A. Government consumption	7.56 (14.29)	7.80 (13.47)	5.04 (22.85)	4.76 (23.82)	4.26 (25.5)	4.17 (25.83)	4.06 (26.21)
B. Transfers and subsidies	7.63 (9.2)	7.00 (11.5)	6.81 (12.2)	5.10 (18.47)	3.95 (22.72)	4.13 (22.06)	4.16 (21.92)
C. Government investment	3.94 (36.21)	7.41 (24.05)	6.32 (27.87)	8.08 (21.73)	7.46 (23.89)	7.70 (23.05)	8.38 (20.68)
D. Top marginal tax rate	0.00	1.50	5.00	5.00	5.00	3.00	3.00
(i) Top marginal income tax rate	0.00 (75)	2.00 (65)	5.00 (50)	5.00 (50)	5.00 (50)	3.00 (56)	3.00 (56)
(ii) Top marginal income and payroll tax rate		1.00 (69)	5.00 (50)	5.00 (50)	5.00 (50)	3.00 (56)	3.00 (56)
E. State ownership of assets	8.16	9.19	9.19	9.19	8.79	9.39	9.67
2. Legal System and Property Rights	7.28	7.71	7.86	7.62	7.36	7.34	7.34
A. Judicial independence	6.62	7.21	7.10	6.95	7.07	7.13	7.16
B. Impartial courts	5.28	6.57	6.86	6.91	6.50	6.78	6.76
C. Protection of property rights	6.99	6.91	7.27	7.54	7.09	7.35	7.70
D. Military interference in rule of law and politics	10.00	10.00	10.00	8.33	8.33	8.33	8.30
E. Integrity of the legal system	8.06	8.06	8.13	8.06	8.06	7.95	7.93
F. Legal enforcement of contracts	6.75	6.94	7.44	7.31	6.90	6.29	5.54
G. Regulatory restrictions on sale of real property		8.29	8.29	8.06	7.86	7.85	8.01
H. Reliability of police			7.79	7.79	8.10	8.55	8.72
<i>Gender Legal Rights Adjustment</i>	1.00	1.00	1.00	1.00	0.97	0.95	0.95
3. Sound Money	8.28	9.80	9.65	9.66	9.89	9.63	9.51
A. Money growth	9.92 (0.39)	9.96 (0.22)	9.09 (4.56)	8.80 (6)	9.93 (-0.33)	9.38 (3.12)	8.66 (6.72)
B. Standard deviation of inflation	9.28 (1.8)	9.66 (0.84)	9.65 (0.89)	9.91 (0.22)	9.76 (0.61)	9.30 (1.76)	9.58 (1.04)
C. Inflation: most recent year	8.91 (5.44)	9.58 (2.12)	9.86 (-0.71)	9.95 (-0.27)	9.86 (-0.72)	9.84 (0.79)	9.80 (0.98)
D. Freedom to own foreign currency bank accounts	5.00	10.00	10.00	10.00	10.00	10.00	10.00
4. Freedom to Trade Internationally	7.95	9.08	8.68	7.96	7.72	8.32	8.30
A. Tariffs	8.75	8.23	8.43	6.11	7.14	7.71	7.20
(i) Revenue from trade taxes (% of trade sector)	9.40 (0.9)	9.40 (0.9)	9.00 (1.5)	9.00 (1.5)	9.63 (0.56)	9.63 (0.55)	9.64 (0.54)
(ii) Mean tariff rate	8.10 (9.5)	8.62 (6.9)	9.10 (4.5)	9.34 (3.3)	9.12 (4.4)	9.20 (4)	9.12 (4.4)
(iii) Standard deviation of tariff rates		6.68 (8.3)	7.20 (7)	0.00 (25.59)	2.66 (18.35)	4.30 (14.24)	2.84 (17.91)
B. Regulatory trade barriers			7.46	7.33	6.90	7.06	7.49
(i) Non-tariff trade barriers			5.42	6.03	5.16	5.30	6.26
(ii) Compliance cost of importing and exporting			9.50	8.64	8.64	8.82	8.73
C. Black-market exchange rates	10.00	10.00	10.00	10.00	10.00	10.00	10.00
D. Controls of the movement of capital and people	5.10	9.00	8.85	8.39	6.86	8.51	8.51
(i) Financial openness	8.20	10.00	10.00	10.00	10.00	10.00	10.00
(ii) Capital controls	2.00	8.00	7.69	8.46	3.85	8.46	8.46
(iii) Freedom of foreigners to visit				6.70	6.75	7.08	7.08
5. Regulation	7.92	7.59	7.59	8.27	8.07	8.26	8.40
A. Credit Market regulations	7.82	7.97	7.68	8.81	8.38	8.64	8.69
(i) Ownership of banks	5.00	5.00	5.00	8.00	8.00	8.00	8.00
(ii) Private sector credit	8.45	8.91	8.05	8.44	7.13	7.93	8.08
(iii) Interest rate controls / negative real interest rates	10.00	10.00	10.00	10.00	10.00	10.00	10.00
B. Labor Market regulations	8.03	7.20	7.01	8.47	8.30	8.15	8.17
(i) Hiring regulations and minimum wage			3.99	8.90	8.90	8.90	8.90
(ii) Hiring and firing regulations		4.82	4.18	4.62	2.97	3.71	4.17
(iii) Centralized collective bargaining	7.93	7.93	7.40	8.37	7.96	8.29	7.92
(iv) Hours regulations	6.16	6.07	6.85	9.30	10.00	8.00	8.00
(v) Mandated cost of worker dismissal			9.63	9.63	10.00	10.00	10.00
(vi) Conscription	10.00	10.00	10.00	10.00	10.00	10.00	10.00
C. Business regulations			8.09	7.51	7.53	8.00	8.35
(i) Administrative requirements			6.50	4.29	3.66	4.34	5.01
(ii) Bureaucracy costs			9.13	7.14	8.64	9.33	8.89
(iii) Starting a business			8.65	9.18	9.18	9.56	9.56
(iv) Impartial public administration	9.68	9.68	9.68	9.68	9.68	8.99	8.92
(v) Licensing restrictions				8.71	7.72	7.71	9.15
(vi) Cost of tax compliance			6.47	6.08	6.30	8.04	8.56

Jordan

	1980	1990	2000	2005	2010	2015	2018
	Rating (Rank)	Rating (Rank)	Rating (Rank)	Rating (Rank)	Rating (Rank)	Rating (Rank)	Rating (Rank)
Summary Ratings (Rank)	5.34 (49)	5.34 (65)	7.14 (42)	7.25 (49)	7.46 (43)	7.54 (41)	7.62 (39)
	Rating (Data)	Rating (Data)	Rating (Data)	Rating (Data)	Rating (Data)	Rating (Data)	Rating (Data)
1. Size of Government	4.00	4.98	6.77	6.43	7.42	7.62	7.87
A. Government consumption	3.89 (26.78)	4.37 (25.14)	4.75 (23.84)	6.66 (17.34)	6.19 (18.94)	7.30 (15.18)	7.25 (15.35)
B. Transfers and subsidies	8.42 (6.3)	9.13 (3.7)	9.56 (2.13)	6.42 (13.63)	8.35 (6.55)	8.37 (6.5)	8.22 (7.02)
C. Government investment	0.38 (48.66)	3.11 (39.13)	7.79 (22.73)	8.60 (19.9)	9.61 (16.38)	8.97 (18.59)	9.46 (16.89)
D. Top marginal tax rate		5.00	8.00	5.00	7.50	7.50	7.50
(i) Top marginal income tax rate		5.00 (45)	8.00 (30)	7.00 (35)	10.00 (14)	10.00 (20)	10.00 (20)
(ii) Top marginal income and payroll tax rate				3.00 (46.39)	5.00 (40)	5.00 (36)	5.00 (37)
E. State ownership of assets	3.29	3.29	3.75	5.46	5.46	5.94	6.90
2. Legal System and Property Rights	3.65	3.81	4.84	4.82	4.48	4.53	4.66
A. Judicial independence	3.39	4.41	5.00	4.51	4.21	4.65	5.11
B. Impartial courts	4.83	5.52	5.85	5.65	5.04	5.36	5.33
C. Protection of property rights	5.56	4.95	5.81	5.98	6.16	6.39	6.31
D. Military interference in rule of law and politics	5.00	5.00	8.33	8.33	8.33	7.50	6.70
E. Integrity of the legal system	4.67	4.70	6.37	6.28	6.27	6.51	6.13
F. Legal enforcement of contracts		3.38	3.81	4.19	3.56	3.38	3.73
G. Regulatory restrictions on sale of real property		6.32	6.32	6.32	7.14	6.64	6.72
H. Reliability of police			8.27	8.27	7.64	8.32	7.98
<i>Gender Legal Rights Adjustment</i>	0.56	0.56	0.56	0.56	0.48	0.49	0.55
3. Sound Money	6.82	6.20	9.67	9.21	9.12	9.66	9.59
A. Money growth	5.86 (20.7)	8.36 (8.18)	9.85 (0.75)	8.03 (9.87)	9.46 (2.72)	9.46 (2.68)	9.63 (-1.85)
B. Standard deviation of inflation	6.64 (8.4)	6.74 (8.14)	8.97 (2.57)	9.51 (1.23)	8.04 (4.89)	9.34 (1.64)	9.64 (0.91)
C. Inflation: most recent year	9.78 (1.1)	9.71 (-1.45)	9.87 (0.67)	9.30 (3.49)	9.00 (5.01)	9.83 (-0.87)	9.11 (4.46)
D. Freedom to own foreign currency bank accounts	5.00	0.00	10.00	10.00	10.00	10.00	10.00
4. Freedom to Trade Internationally	6.12	4.75	7.37	8.13	8.20	7.98	8.01
A. Tariffs	5.27	4.63	4.35	6.54	6.95	7.05	7.05
(i) Revenue from trade taxes (% of trade sector)	5.27 (7.1)	6.67 (5)	6.98 (4.53)	8.21 (2.68)	9.13 (1.3)	9.15 (1.27)	9.23 (1.15)
(ii) Mean tariff rate			5.20 (24)	7.52 (12.4)	8.00 (10)	8.00 (10)	7.98 (10.1)
(iii) Standard deviation of tariff rates		2.60 (18.5)	0.88 (22.8)	3.88 (15.3)	3.72 (15.7)	4.00 (15)	3.94 (15.15)
B. Regulatory trade barriers			6.59	6.73	6.87	6.15	6.27
(i) Non-tariff trade barriers			5.35	6.26	5.61	5.11	5.82
(ii) Compliance cost of importing and exporting			7.83	7.20	8.14	7.20	6.73
C. Black-market exchange rates	10.00	7.80	10.00	10.00	10.00	10.00	10.00
D. Controls of the movement of capital and people	3.08	1.83	8.54	9.23	8.97	8.72	8.72
(i) Financial openness	4.16	1.66	9.40	10.00	10.00	10.00	10.00
(ii) Capital controls	2.00	2.00	7.69	7.69	6.92	6.15	6.15
(iii) Freedom of foreigners to visit				10.00	10.00	10.00	10.00
5. Regulation	6.14	6.93	7.04	7.66	8.06	7.92	7.95
A. Credit Market regulations	7.01	5.80	8.03	8.94	8.90	8.83	8.72
(i) Ownership of banks	5.00	5.00	5.00	10.00	10.00	10.00	10.00
(ii) Private sector credit	9.02	8.39	9.10	6.82	6.70	6.50	6.16
(iii) Interest rate controls / negative real interest rates		4.00	10.00	10.00	10.00	10.00	10.00
B. Labor Market regulations		8.07	7.02	8.39	8.41	7.90	7.74
(i) Hiring regulations and minimum wage			3.75	8.90	8.90	8.90	7.77
(ii) Hiring and firing regulations		6.27	4.45	3.91	4.11	5.53	5.48
(iii) Centralized collective bargaining	7.93	7.93	7.80	7.93	7.44	6.98	7.19
(iv) Hours regulations			6.51	10.00	10.00	6.00	6.00
(v) Mandated cost of worker dismissal			9.63	9.63	10.00	10.00	10.00
(vi) Conscription	10.00	10.00	10.00	10.00	10.00	10.00	10.00
C. Business regulations			6.05	5.66	6.88	7.03	7.40
(i) Administrative requirements			7.55	4.33	3.79	4.56	4.64
(ii) Bureaucracy costs			4.60	3.07	5.30	4.22	4.89
(iii) Starting a business			4.79	5.91	9.47	9.36	9.35
(iv) Impartial public administration	4.44	4.44	4.44	4.44	5.23	5.79	6.76
(v) Licensing restrictions				7.34	8.81	9.87	9.82
(vi) Cost of tax compliance			8.87	8.87	8.70	8.37	8.92

Kazakhstan

	1980	1990	2000	2005	2010	2015	2018
	Rating (Rank)	Rating (Rank)	Rating (Rank)	Rating (Rank)	Rating (Rank)	Rating (Rank)	Rating (Rank)
Summary Ratings (Rank)				6.71 (76)	6.79 (84)	7.13 (71)	7.12 (73)
	Rating (Data)	Rating (Data)	Rating (Data)	Rating (Data)	Rating (Data)	Rating (Data)	Rating (Data)
1. Size of Government			8.25	7.94	7.55	7.64	7.67
A. Government consumption				6.39 (18.27)	6.48 (17.97)	6.53 (17.8)	7.53 (14.41)
B. Transfers and subsidies				8.76 (5.06)	8.89 (4.59)	8.55 (5.82)	8.19 (7.15)
C. Government investment			10.00 (7.84)	9.62 (16.34)	7.93 (22.24)	9.42 (17.04)	9.37 (17.19)
D. Top marginal tax rate				9.50	9.00	9.00	9.00
(i) Top marginal income tax rate				10.00 (20)	10.00 (10)	10.00 (10)	10.00 (10)
(ii) Top marginal income and payroll tax rate				9.00 (25)	8.00 (30)	8.00 (30)	8.00 (29)
E. State ownership of assets		4.53	6.49	5.45	5.47	4.72	4.25
2. Legal System and Property Rights	4.65	5.36	5.55	5.53	5.39	5.21	5.00
A. Judicial independence	3.09	3.09	2.88	2.84	2.79	3.51	3.51
B. Impartial courts	3.93	3.76	3.67	3.80	3.86	4.31	4.16
C. Protection of property rights	6.04	6.04	4.93	4.95	4.75	5.44	5.74
D. Military interference in rule of law and politics		8.33	8.33	8.33	8.33	8.33	8.30
E. Integrity of the legal system	5.21	5.94	6.02	5.91	5.91	5.48	5.39
F. Legal enforcement of contracts	5.00	5.00	5.34	5.22	5.22	5.67	5.04
G. Regulatory restrictions on sale of real property			8.62	8.62	9.21	9.90	9.91
H. Reliability of police			4.56	4.56	3.84	5.13	5.24
<i>Gender Legal Rights Adjustment</i>	1.00	1.00	1.00	1.00	0.96	0.74	0.69
3. Sound Money				6.85	8.24	8.95	8.79
A. Money growth				5.86 (20.71)	7.20 (13.99)	9.54 (2.28)	8.12 (9.42)
B. Standard deviation of inflation				8.07 (4.82)	7.20 (7)	7.58 (6.05)	8.26 (4.35)
C. Inflation: most recent year				8.48 (7.58)	8.58 (7.12)	8.67 (6.65)	8.80 (6)
D. Freedom to own foreign currency bank accounts				5.00	10.00	10.00	10.00
4. Freedom to Trade Internationally				5.74	5.26	6.09	6.19
A. Tariffs			9.56	9.49	6.70	7.19	7.53
(i) Revenue from trade taxes (% of trade sector)			9.56 (0.66)	9.43 (0.85)	6.46 (5.31)	6.59 (5.11)	6.71 (4.94)
(ii) Mean tariff rate				9.54 (2.3)	8.16 (9.2)	8.44 (7.8)	8.72 (6.4)
(iii) Standard deviation of tariff rates					5.47 (11.32)	6.54 (8.66)	7.16 (7.1)
B. Regulatory trade barriers				2.42	3.04	5.28	5.34
(i) Non-tariff trade barriers				4.59	4.94	5.68	5.80
(ii) Compliance cost of importing and exporting				0.25	1.13	4.88	4.89
C. Black-market exchange rates				10.00	10.00	10.00	10.00
D. Controls of the movement of capital and people			1.66	1.07	1.32	1.87	1.87
(i) Financial openness			1.66	1.66	1.66	1.66	1.66
(ii) Capital controls				1.54	2.31	2.31	2.31
(iii) Freedom of foreigners to visit				0.00	0.00	1.66	1.66
5. Regulation				7.46	7.50	7.77	7.96
A. Credit Market regulations				10.00	8.92	8.60	9.33
(i) Ownership of banks				10.00	10.00	8.00	8.00
(ii) Private sector credit			10.00	10.00	8.76	7.80	10.00
(iii) Interest rate controls / negative real interest rates				10.00	10.00	10.00	10.00
B. Labor Market regulations				7.35	7.08	7.53	7.56
(i) Hiring regulations and minimum wage				10.00	10.00	10.00	10.00
(ii) Hiring and firing regulations				7.61	5.70	5.59	5.27
(iii) Centralized collective bargaining				8.34	7.53	7.33	7.85
(iv) Hours regulations				8.00	10.00	10.00	10.00
(v) Mandated cost of worker dismissal				9.17	9.25	9.25	9.25
(vi) Conscription				1.00	0.00	3.00	3.00
C. Business regulations				5.02	6.49	7.19	6.98
(i) Administrative requirements				3.40	3.85	4.72	4.94
(ii) Bureaucracy costs				4.23	6.52	7.11	6.44
(iii) Starting a business				9.18	9.38	9.71	9.84
(iv) Impartial public administration		2.61	3.35	3.44	3.66	3.79	3.52
(v) Licensing restrictions				2.90	7.67	9.81	9.24
(vi) Cost of tax compliance				6.96	7.89	8.00	7.92

Kenya

	1980	1990	2000	2005	2010	2015	2018
	Rating (Rank)	Rating (Rank)	Rating (Rank)	Rating (Rank)	Rating (Rank)	Rating (Rank)	Rating (Rank)
Summary Ratings (Rank)	4.81 (70)	5.24 (70)	6.66 (67)	7.18 (54)	7.02 (71)	7.12 (72)	6.84 (86)
	Rating (Data)	Rating (Data)	Rating (Data)	Rating (Data)	Rating (Data)	Rating (Data)	Rating (Data)
1. Size of Government	3.64	4.81	5.95	8.32	7.70	7.52	6.38
A. Government consumption	4.65 (24.2)	4.96 (23.14)	6.15 (19.1)	6.36 (18.37)	7.21 (15.5)	7.26 (15.3)	7.75 (13.64)
B. Transfers and subsidies	9.51 (2.3)	9.37 (2.8)	9.21 (3.4)	9.91 (0.84)	9.79 (1.27)	9.81 (1.18)	8.85 (4.72)
C. Government investment	0.00 (55.11)	0.81 (47.15)	0.00 (55.32)	10.00 (13.33)	5.88 (29.42)	5.62 (30.33)	0.47 (48.34)
D. Top marginal tax rate	1.00	3.00	7.00	8.00	8.00	8.00	8.00
(i) Top marginal income tax rate	1.00 (65)	3.00 (50)	7.00 (32)	8.00 (30)	8.00 (30)	8.00 (30)	8.00 (30)
(ii) Top marginal income and payroll tax rate		3.00 (50)	7.00 (32)	8.00 (30)	8.00 (30)	8.00 (30)	8.00 (30)
E. State ownership of assets	3.06	5.91	7.38	7.34	7.62	6.88	6.82
2. Legal System and Property Rights	4.33	4.62	4.31	4.61	4.41	4.93	5.04
A. Judicial independence	3.42	3.40	3.29	3.29	3.72	4.26	3.94
B. Impartial courts	3.01	3.51	3.23	3.59	4.03	4.58	4.28
C. Protection of property rights	4.77	4.77	3.98	4.67	4.34	4.93	5.10
D. Military interference in rule of law and politics	5.00	5.00	5.00	6.67	6.67	6.67	5.80
E. Integrity of the legal system	5.43	4.76	4.12	4.49	4.73	4.53	5.15
F. Legal enforcement of contracts		4.88	5.07	5.19	5.17	4.42	4.42
G. Regulatory restrictions on sale of real property		7.95	7.95	7.27	7.38	6.84	7.24
H. Reliability of police			3.85	3.85	3.68	4.77	4.86
<i>Gender Legal Rights Adjustment</i>	1.00	0.89	0.89	0.89	0.78	0.92	0.98
3. Sound Money	6.17	6.66	8.76	8.62	8.74	9.10	9.27
A. Money growth	9.07 (4.63)	8.85 (5.77)	8.60 (6.99)	7.80 (10.98)	7.38 (13.11)	8.79 (6.06)	9.04 (4.81)
B. Standard deviation of inflation	7.53 (6.18)	9.44 (1.39)	8.44 (3.89)	8.75 (3.12)	8.38 (4.05)	8.93 (2.68)	8.99 (2.53)
C. Inflation: most recent year	8.09 (9.55)	8.35 (8.23)	8.00 (9.98)	7.94 (10.31)	9.21 (3.96)	8.68 (6.58)	9.06 (4.69)
D. Freedom to own foreign currency bank accounts	0.00	0.00	10.00	10.00	10.00	10.00	10.00
4. Freedom to Trade Internationally	4.26	4.15	7.24	6.68	6.92	6.72	6.69
A. Tariffs	3.94	2.81	5.79	6.88	6.87	6.74	6.55
(i) Revenue from trade taxes (% of trade sector)	5.93 (6.1)	5.80 (6.3)	6.31 (5.54)	7.75 (3.38)	7.80 (3.3)	7.60 (3.6)	7.53 (3.7)
(ii) Mean tariff rate	1.94 (40.3)	1.26 (43.7)	6.14 (19.3)	7.58 (12.1)	7.50 (12.5)	7.42 (12.9)	7.30 (13.5)
(iii) Standard deviation of tariff rates		1.36 (21.6)	4.92 (12.7)	5.33 (11.68)	5.30 (11.75)	5.20 (12)	4.82 (12.96)
B. Regulatory trade barriers			7.00	4.78	6.00	5.26	5.33
(i) Non-tariff trade barriers				4.14	5.52	5.29	5.17
(ii) Compliance cost of importing and exporting			7.00	5.42	6.49	5.22	5.49
C. Black-market exchange rates	8.00	8.80	10.00	10.00	10.00	10.00	10.00
D. Controls of the movement of capital and people	0.83	0.83	6.19	5.04	4.79	4.87	4.87
(i) Financial openness	1.66	1.66	6.99	6.99	6.99	6.99	6.99
(ii) Capital controls	0.00	0.00	5.38	4.62	3.85	3.85	3.85
(iii) Freedom of foreigners to visit				3.50	3.54	3.76	3.76
5. Regulation	5.63	5.97	7.06	7.67	7.35	7.34	6.82
A. Credit Market regulations	6.17	7.33	8.00	10.00	8.48	8.04	6.67
(i) Ownership of banks	2.00	5.00	5.00	10.00	10.00	10.00	10.00
(ii) Private sector credit	8.52	6.99	10.00	10.00	6.44	4.12	0.00
(iii) Interest rate controls / negative real interest rates	8.00	10.00	9.00	10.00	9.00	10.00	10.00
B. Labor Market regulations			7.60	7.55	7.57	7.77	7.13
(i) Hiring regulations and minimum wage			7.80	6.70	7.77	6.67	6.67
(ii) Hiring and firing regulations			5.83	5.86	6.69	5.11	5.16
(iii) Centralized collective bargaining			6.33	7.11	6.65	7.20	6.64
(iv) Hours regulations			10.00	10.00	8.00	8.00	8.00
(v) Mandated cost of worker dismissal			5.64	5.64	6.30	9.63	6.30
(vi) Conscription	10.00	10.00	10.00	10.00	10.00	10.00	10.00
C. Business regulations			5.58	5.46	5.99	6.22	6.66
(i) Administrative requirements				2.91	3.37	4.81	4.78
(ii) Bureaucracy costs				4.34	4.70	3.33	4.67
(iii) Starting a business			7.93	7.78	8.55	9.07	9.03
(iv) Impartial public administration	2.88	2.77	2.96	4.35	5.17	4.00	5.16
(v) Licensing restrictions				8.22	8.59	8.30	8.32
(vi) Cost of tax compliance			5.83	5.16	5.59	7.81	7.99

Korea, Republic

	1980	1990	2000	2005	2010	2015	2018
Summary Ratings (Rank)	Rating (Rank) 5.27 (53)	Rating (Rank) 6.66 (30)	Rating (Rank) 7.08 (47)	Rating (Rank) 7.49 (38)	Rating (Rank) 7.60 (32)	Rating (Rank) 7.63 (39)	Rating (Rank) 7.69 (36)
	Rating (Data)	Rating (Data)	Rating (Data)	Rating (Data)	Rating (Data)	Rating (Data)	Rating (Data)
1. Size of Government	6.37	7.12	7.04	6.94	7.12	6.97	6.81
A. Government consumption	7.29 (15.23)	7.10 (15.87)	6.37 (18.33)	5.55 (21.13)	5.13 (22.56)	4.90 (23.34)	4.46 (24.85)
B. Transfers and subsidies	9.59 (2)	9.35 (2.9)	7.68 (9.01)	7.10 (11.13)	8.28 (6.83)	7.04 (11.38)	7.07 (11.26)
C. Government investment	8.10 (21.66)	10.00 (14.15)	9.36 (17.24)	9.26 (17.58)	9.40 (17.11)	10.00 (14.71)	9.95 (15.18)
D. Top marginal tax rate	0.00	1.50	5.00	6.00	6.00	5.50	5.00
(i) Top marginal income tax rate	0.00 (89)	2.00 (64)	5.00 (44)	6.00 (39)	6.00 (39)	6.00 (42)	5.00 (46)
(ii) Top marginal income and payroll tax rate		1.00 (66)	5.00 (44)	6.00 (39)	6.00 (39)	5.00 (46)	5.00 (50)
E. State ownership of assets	6.88	7.66	6.79	6.79	6.79	7.41	7.57
2. Legal System and Property Rights	4.19	6.35	6.60	6.73	6.40	6.41	6.55
A. Judicial independence	3.51	5.37	5.40	5.64	5.25	5.13	5.06
B. Impartial courts	4.53	5.75	5.73	5.96	5.37	5.68	5.86
C. Protection of property rights	6.11	5.18	5.38	6.44	5.71	5.90	6.61
D. Military interference in rule of law and politics	3.33	8.19	8.33	6.67	6.67	6.67	6.70
E. Integrity of the legal system	5.08	5.38	7.02	7.85	7.85	7.73	7.78
F. Legal enforcement of contracts	5.75	6.80	6.68	6.68	6.68	6.88	6.88
G. Regulatory restrictions on sale of real property		7.79	7.79	8.12	8.12	8.22	8.22
H. Reliability of police			6.49	6.49	6.49	7.17	7.24
<i>Gender Legal Rights Adjustment</i>	0.78	1.00	1.00	1.00	0.96	0.92	0.93
3. Sound Money	5.29	6.59	8.27	9.53	9.58	9.66	9.61
A. Money growth	7.32 (13.39)	9.11 (4.47)	9.68 (-1.62)	9.23 (3.86)	9.57 (2.14)	9.06 (4.68)	9.14 (4.31)
B. Standard deviation of inflation	8.79 (3.02)	9.22 (1.94)	8.87 (2.83)	9.42 (1.45)	9.32 (1.69)	9.73 (0.68)	9.62 (0.96)
C. Inflation: most recent year	5.03 (24.87)	8.02 (9.91)	9.55 (2.27)	9.45 (2.75)	9.41 (2.93)	9.86 (0.71)	9.70 (1.48)
D. Freedom to own foreign currency bank accounts	0.00	0.00	5.00	10.00	10.00	10.00	10.00
4. Freedom to Trade Internationally	5.49	7.28	6.84	7.07	7.63	7.69	7.98
A. Tariffs	6.59	7.46	8.35	5.86	5.64	5.60	5.62
(i) Revenue from trade taxes (% of trade sector)	7.27 (4.1)	7.73 (3.4)	9.15 (1.28)	9.37 (0.95)	9.35 (0.97)	9.57 (0.65)	9.59 (0.62)
(ii) Mean tariff rate	5.92 (20.4)	7.34 (13.3)	8.26 (8.7)	8.20 (9)	7.58 (12.1)	7.22 (13.9)	7.26 (13.7)
(iii) Standard deviation of tariff rates		7.32 (6.7)	7.64 (5.9)	0.00 (49.37)	0.00 (49.25)	0.00 (56.3)	0.00 (56.58)
B. Regulatory trade barriers			6.93	7.19	6.98	7.40	7.60
(i) Non-tariff trade barriers			5.18	5.98	4.82	5.21	5.63
(ii) Compliance cost of importing and exporting			8.67	8.41	9.14	9.59	9.58
C. Black-market exchange rates	7.80	9.80	10.00	10.00	10.00	10.00	10.00
D. Controls of the movement of capital and people	2.08	4.58	2.08	5.23	7.89	7.77	8.72
(i) Financial openness	4.16	4.16	4.16	4.16	5.97	7.17	10.00
(ii) Capital controls	0.00	5.00	0.00	1.54	7.69	6.15	6.15
(iii) Freedom of foreigners to visit				10.00	10.00	10.00	10.00
5. Regulation	4.99	5.96	6.64	7.21	7.27	7.43	7.49
A. Credit Market regulations	6.13	8.33	8.33	9.33	9.33	9.32	9.33
(i) Ownership of banks	5.00	5.00	5.00	8.00	8.00	8.00	8.00
(ii) Private sector credit	9.40	10.00	10.00	10.00	10.00	9.95	10.00
(iii) Interest rate controls / negative real interest rates	4.00	10.00	10.00	10.00	10.00	10.00	10.00
B. Labor Market regulations		3.59	3.76	4.84	4.68	4.74	4.77
(i) Hiring regulations and minimum wage			4.14	8.90	6.67	5.57	5.57
(ii) Hiring and firing regulations		3.53	4.70	4.71	3.76	3.75	4.24
(iii) Centralized collective bargaining	7.24	7.24	6.17	7.87	7.11	6.62	6.31
(iv) Hours regulations			6.01	6.00	8.00	10.00	10.00
(v) Mandated cost of worker dismissal			1.56	1.56	2.52	2.52	2.52
(vi) Conscription	0.00	0.00	0.00	0.00	0.00	0.00	0.00
C. Business regulations			7.82	7.45	7.81	8.22	8.36
(i) Administrative requirements			6.52	3.54	2.73	3.32	3.76
(ii) Bureaucracy costs			7.65	6.31	9.24	10.00	9.78
(iii) Starting a business			8.20	8.28	9.62	9.72	9.59
(iv) Impartial public administration	4.41	8.48	10.00	10.00	7.94	8.42	9.01
(v) Licensing restrictions				9.79	9.86	9.99	9.99
(vi) Cost of tax compliance			6.75	6.75	7.48	7.89	8.05

Kuwait

	1980	1990	2000	2005	2010	2015	2018
	Rating (Rank)	Rating (Rank)	Rating (Rank)	Rating (Rank)	Rating (Rank)	Rating (Rank)	Rating (Rank)
Summary Ratings (Rank)	4.21 (93)	5.80 (49)	6.74 (62)	6.90 (70)	6.68 (91)	6.43 (109)	6.60 (101)
	Rating (Data)	Rating (Data)	Rating (Data)	Rating (Data)	Rating (Data)	Rating (Data)	Rating (Data)
1. Size of Government	2.45	3.94	5.38	6.14	5.03	5.34	5.69
A. Government consumption	3.95 (26.58)	0.00 (40.57)	1.41 (35.21)	2.07 (32.97)	0.68 (37.7)	0.94 (36.79)	0.99 (36.64)
B. Transfers and subsidies		7.46 (9.83)	7.08 (11.22)	7.82 (8.49)	7.04 (11.35)	6.90 (11.89)	6.90 (11.89)
C. Government investment	0.00 (85.59)	5.96 (29.15)	6.05 (28.84)	8.48 (20.33)	5.06 (32.3)	6.03 (28.9)	6.46 (27.4)
D. Top marginal tax rate			10.00	10.00	10.00	10.00	10.00
(i) Top marginal income tax rate			10.00 (0)	10.00 (0)	10.00 (0)	10.00 (0)	10.00 (0)
(ii) Top marginal income and payroll tax rate			10.00 (0)	10.00 (0)	10.00 (0)	10.00 (20)	10.00 (20)
E. State ownership of assets	3.42	2.35	2.35	2.35	2.35	2.82	4.09
2. Legal System and Property Rights	4.24	4.34	5.21	5.36	5.24	4.79	4.92
A. Judicial independence	5.12	5.12	5.72	5.72	5.58	5.38	5.32
B. Impartial courts	4.54	5.56	5.83	5.94	5.40	5.19	5.36
C. Protection of property rights	4.39	4.45	4.06	5.07	5.17	5.14	5.69
D. Military interference in rule of law and politics	6.67	5.00	8.33	8.33	8.33	8.33	8.30
E. Integrity of the legal system	5.90	4.62	7.53	7.53	7.53	6.69	6.61
F. Legal enforcement of contracts		5.06	5.06	5.06	5.06	5.07	5.07
G. Regulatory restrictions on sale of real property		8.39	8.39	8.80	8.95	8.91	9.51
H. Reliability of police			7.40	7.40	6.66	6.78	6.60
<i>Gender Legal Rights Adjustment</i>	0.59	0.59	0.59	0.59	0.59	0.49	0.50
3. Sound Money	5.18	7.51	8.09	7.84	8.07	7.58	8.16
A. Money growth	7.16 (14.18)	9.95 (-0.24)	9.89 (-0.55)	7.13 (14.35)	9.07 (4.67)	8.81 (5.97)	9.45 (2.75)
B. Standard deviation of inflation	2.07 (19.83)	4.55 (13.62)	2.98 (17.55)	5.06 (12.36)	4.00 (15)	2.17 (19.57)	3.29 (16.78)
C. Inflation: most recent year	1.49 (42.57)	8.03 (9.83)	9.50 (2.51)	9.18 (4.12)	9.20 (4.02)	9.35 (3.27)	9.89 (0.54)
D. Freedom to own foreign currency bank accounts	10.00		10.00	10.00	10.00	10.00	10.00
4. Freedom to Trade Internationally		8.40	8.36	7.83	7.87	7.05	7.28
A. Tariffs		9.20	9.27	8.83	8.84	8.78	8.79
(i) Revenue from trade taxes (% of trade sector)		9.20 (1.2)	9.27 (1.09)	9.49 (0.76)	9.53 (0.71)	9.38 (0.93)	9.38 (0.93)
(ii) Mean tariff rate				9.06 (4.7)	9.06 (4.7)	9.06 (4.7)	9.08 (4.6)
(iii) Standard deviation of tariff rates				7.94 (5.15)	7.93 (5.17)	7.89 (5.26)	7.92 (5.2)
B. Regulatory trade barriers				7.25	7.27	4.01	4.65
(i) Non-tariff trade barriers				7.27	6.90	5.26	5.21
(ii) Compliance cost of importing and exporting				7.24	7.64	2.77	4.10
C. Black-market exchange rates	10.00	10.00	10.00	10.00	10.00	10.00	10.00
D. Controls of the movement of capital and people	6.00	6.00	5.80	5.24	5.36	5.42	5.68
(i) Financial openness	10.00	10.00	6.99	6.99	6.99	6.99	6.99
(ii) Capital controls	2.00	2.00	4.61	4.61	5.00	3.08	3.85
(iii) Freedom of foreigners to visit				4.10	4.09	6.20	6.20
5. Regulation	4.95	4.82	6.68	7.32	7.19	7.40	6.97
A. Credit Market regulations	7.41	7.50	7.22	8.33	8.33	10.00	9.00
(i) Ownership of banks	5.00	5.00	5.00	10.00	10.00	10.00	10.00
(ii) Private sector credit	9.83	10.00	9.67	10.00	10.00	10.00	10.00
(iii) Interest rate controls / negative real interest rates			7.00	5.00	5.00	10.00	7.00
B. Labor Market regulations			5.69	7.78	7.16	6.69	5.52
(i) Hiring regulations and minimum wage			10.00	10.00	10.00	10.00	10.00
(ii) Hiring and firing regulations				5.53	4.83	4.80	5.41
(iii) Centralized collective bargaining				8.40	7.76	6.92	6.35
(iv) Hours regulations			10.00	10.00	6.00	4.00	4.00
(v) Mandated cost of worker dismissal			2.77	2.77	4.39	4.39	4.39
(vi) Conscription	1.00	0.00	0.00	10.00	10.00	10.00	3.00
C. Business regulations			7.13	5.84	6.07	5.52	6.38
(i) Administrative requirements				3.16	2.72	3.15	4.83
(ii) Bureaucracy costs				1.65	3.33	1.33	1.56
(iii) Starting a business			8.37	8.53	8.73	7.97	9.36
(iv) Impartial public administration	3.89	3.62	4.35	4.34	4.37	4.37	4.41
(v) Licensing restrictions				8.68	8.58	7.39	9.23
(vi) Cost of tax compliance			8.68	8.68	8.68	8.90	8.90

Kyrgyz Republic

	1980	1990	2000	2005	2010	2015	2018
	Rating (Rank)	Rating (Rank)	Rating (Rank)	Rating (Rank)	Rating (Rank)	Rating (Rank)	Rating (Rank)
Summary Ratings (Rank)				6.73 (74)	6.80 (81)	6.88 (84)	6.99 (78)
	Rating (Data)	Rating (Data)	Rating (Data)	Rating (Data)	Rating (Data)	Rating (Data)	Rating (Data)
1. Size of Government				6.80	7.52	7.18	7.12
A. Government consumption				6.43 (18.13)	6.34 (18.44)	6.89 (16.56)	6.86 (16.67)
B. Transfers and subsidies				9.43 (2.6)	8.62 (5.57)	7.15 (10.96)	7.21 (10.75)
C. Government investment							
D. Top marginal tax rate					8.50	8.50	8.50
(i) Top marginal income tax rate					10.00 (10)	10.00 (10)	10.00 (10)
(ii) Top marginal income and payroll tax rate					7.00 (31)	7.00 (32)	7.00 (32)
E. State ownership of assets		0.00	4.53	4.53	6.62	6.17	5.93
2. Legal System and Property Rights	4.54	4.43	4.72	4.65	4.66	4.49	4.35
A. Judicial independence	3.50	3.25	2.42	2.34	2.55	3.89	3.80
B. Impartial courts	4.39	4.20	3.29	3.09	3.07	3.55	3.59
C. Protection of property rights	5.15	5.15	4.43	4.29	3.88	4.66	4.72
D. Military interference in rule of law and politics							
E. Integrity of the legal system	5.09	5.09	4.85	4.74	4.91	5.86	5.75
F. Legal enforcement of contracts			6.74	6.74	6.74	4.52	4.52
G. Regulatory restrictions on sale of real property			9.22	9.22	9.18	9.87	9.87
H. Reliability of police			2.11	2.11	2.93	3.72	3.75
<i>Gender Legal Rights Adjustment</i>	1.00	1.00	1.00	1.00	0.96	0.74	0.69
3. Sound Money				8.65	8.21	8.64	9.24
A. Money growth				6.34 (18.28)	7.20 (14.02)	9.10 (4.5)	8.31 (8.44)
B. Standard deviation of inflation				9.11 (2.22)	7.22 (6.94)	6.74 (8.14)	8.95 (2.62)
C. Inflation: most recent year				9.13 (4.35)	8.41 (7.97)	8.70 (6.5)	9.69 (1.54)
D. Freedom to own foreign currency bank accounts				10.00	10.00	10.00	10.00
4. Freedom to Trade Internationally				6.78	6.75	7.27	7.21
A. Tariffs			9.69	8.80	8.69	8.27	8.06
(i) Revenue from trade taxes (% of trade sector)			9.69 (0.47)	9.63 (0.55)	9.01 (1.48)	8.65 (2.03)	7.83 (3.25)
(ii) Mean tariff rate				9.04 (4.8)	9.08 (4.6)	8.52 (7.4)	8.70 (6.5)
(iii) Standard deviation of tariff rates				7.72 (5.71)	7.98 (5.06)	7.63 (5.92)	7.66 (5.85)
B. Regulatory trade barriers				2.15	2.49	6.46	5.58
(i) Non-tariff trade barriers				3.98	4.47	4.89	5.10
(ii) Compliance cost of importing and exporting				0.32	0.50	8.02	6.05
C. Black-market exchange rates				10.00	10.00	10.00	10.00
D. Controls of the movement of capital and people			8.20	6.19	5.82	4.37	5.20
(i) Financial openness			8.20	6.99	8.20	2.83	5.34
(ii) Capital controls				5.38	3.08	1.54	1.54
(iii) Freedom of foreigners to visit				6.20	6.20	8.74	8.74
5. Regulation				6.80	6.86	6.82	7.01
A. Credit Market regulations				9.19	7.86	8.36	8.63
(i) Ownership of banks				10.00	8.00	8.00	8.00
(ii) Private sector credit			8.05	9.56	7.57	9.08	9.90
(iii) Interest rate controls / negative real interest rates				8.00	8.00	8.00	8.00
B. Labor Market regulations				6.51	6.46	5.91	5.91
(i) Hiring regulations and minimum wage				6.70	5.00	5.00	5.00
(ii) Hiring and firing regulations				7.35	6.55	4.62	4.34
(iii) Centralized collective bargaining				7.59	8.43	7.10	7.39
(iv) Hours regulations				8.00	10.00	10.00	10.00
(v) Mandated cost of worker dismissal				8.42	7.76	7.76	7.76
(vi) Conscription				1.00	1.00	1.00	1.00
C. Business regulations				4.69	6.27	6.17	6.50
(i) Administrative requirements				1.83	3.45	4.19	3.92
(ii) Bureaucracy costs				2.97	4.70	2.67	4.00
(iii) Starting a business				9.21	9.64	9.66	9.67
(iv) Impartial public administration		5.92	3.42	2.36	3.89	4.44	5.68
(v) Licensing restrictions				4.03	8.29	8.60	8.19
(vi) Cost of tax compliance				7.74	7.65	7.48	7.53

Lao PDR

	1980	1990	2000	2005	2010	2015	2018
	Rating (Rank)	Rating (Rank)	Rating (Rank)	Rating (Rank)	Rating (Rank)	Rating (Rank)	Rating (Rank)
Summary Ratings (Rank)						6.39 (112)	6.62 (99)
	Rating (Data)	Rating (Data)	Rating (Data)	Rating (Data)	Rating (Data)	Rating (Data)	Rating (Data)
1. Size of Government			0.79	4.33	2.86	6.83	7.11
A. Government consumption						6.62 (17.5)	6.71 (17.2)
B. Transfers and subsidies						9.84 (1.1)	9.89 (0.89)
C. Government investment			0.00 (53.29)	7.08 (25.21)	4.14 (35.5)	6.82 (26.12)	6.55 (27.09)
D. Top marginal tax rate						9.00	10.00
(i) Top marginal income tax rate						9.00 (24)	10.00 (24)
(ii) Top marginal income and payroll tax rate						9.00 (24)	10.00 (24)
E. State ownership of assets	0.00	1.21	1.57	1.57	1.57	1.87	2.38
2. Legal System and Property Rights	3.51	3.76	5.85	5.96	5.72	5.14	4.75
A. Judicial independence	3.99	3.96	4.13	4.41	4.14	4.43	4.49
B. Impartial courts	3.53	3.59	3.45	3.51	3.96	4.08	3.89
C. Protection of property rights	3.10	4.04	4.62	4.94	4.30	4.41	4.50
D. Military interference in rule of law and politics			8.33	8.33	8.30		
E. Integrity of the legal system	3.40	3.43	5.89	5.84	5.83	3.44	3.47
F. Legal enforcement of contracts			6.73	5.53	5.21	5.21	3.08
G. Regulatory restrictions on sale of real property			8.55	9.03	8.64	8.67	8.45
H. Reliability of police			5.10	6.07	5.38	5.72	5.37
<i>Gender Legal Rights Adjustment</i>	1.00	1.00	1.00	1.00	1.00	1.00	1.00
3. Sound Money						7.35	7.52
A. Money growth					6.10 (19.49)	6.10 (19.49)	6.10 (19.49)
B. Standard deviation of inflation						8.53 (3.66)	9.37 (1.57)
C. Inflation: most recent year						9.74 (1.28)	9.59 (2.04)
D. Freedom to own foreign currency bank accounts						5.00	5.00
4. Freedom to Trade Internationally						6.47	7.28
A. Tariffs						7.85	8.22
(i) Revenue from trade taxes (% of trade sector)						8.95 (1.58)	9.02 (1.47)
(ii) Mean tariff rate						8.00 (10)	8.30 (8.5)
(iii) Standard deviation of tariff rates						6.60 (8.5)	7.35 (6.63)
B. Regulatory trade barriers						3.59	6.49
(i) Non-tariff trade barriers						5.57	5.52
(ii) Compliance cost of importing and exporting						1.61	7.45
C. Black-market exchange rates						10.00	10.00
D. Controls of the movement of capital and people		0.00	2.51	1.66	1.66	4.44	4.40
(i) Financial openness		0.00	2.51	1.66	1.66	1.66	1.66
(ii) Capital controls						1.67	1.54
(iii) Freedom of foreigners to visit						10.00	10.00
5. Regulation						6.18	6.43
A. Credit Market regulations						8.27	9.13
(i) Ownership of banks							
(ii) Private sector credit						8.54	8.25
(iii) Interest rate controls / negative real interest rates						8.00	10.00
B. Labor Market regulations						4.92	4.78
(i) Hiring regulations and minimum wage						5.57	5.57
(ii) Hiring and firing regulations						5.01	4.46
(iii) Centralized collective bargaining						6.94	6.61
(iv) Hours regulations						10.00	10.00
(v) Mandated cost of worker dismissal						1.02	1.02
(vi) Conscription						1.00	1.00
C. Business regulations						5.36	5.40
(i) Administrative requirements						4.84	4.38
(ii) Bureaucracy costs					3.33	1.78	3.11
(iii) Starting a business						7.81	6.62
(iv) Impartial public administration	2.82	2.07	2.07	2.07	1.19	2.21	2.92
(v) Licensing restrictions						9.57	9.41
(vi) Cost of tax compliance						5.94	5.94

Latvia

	1980	1990	2000	2005	2010	2015	2018
	Rating (Rank)	Rating (Rank)	Rating (Rank)	Rating (Rank)	Rating (Rank)	Rating (Rank)	Rating (Rank)
Summary Ratings (Rank)			7.59 (29)	7.77 (21)	7.74 (23)	8.12 (10)	7.89 (19)
	Rating (Data)	Rating (Data)	Rating (Data)	Rating (Data)	Rating (Data)	Rating (Data)	Rating (Data)
1. Size of Government		4.71	7.09	7.57	7.03	7.30	6.55
A. Government consumption		7.65 (13.99)	4.94 (23.22)	5.25 (22.15)	5.18 (22.4)	5.05 (22.82)	4.94 (23.19)
B. Transfers and subsidies			5.80 (15.91)	7.63 (9.2)	5.60 (16.66)	6.31 (14.06)	6.33 (13.96)
C. Government investment			10.00 (14.5)	10.00 (12.49)	9.73 (15.94)	9.40 (17.08)	7.39 (24.13)
D. Top marginal tax rate			6.00	6.50	5.50	6.50	4.50
(i) Top marginal income tax rate			9.00 (25)	9.00 (25)	8.00 (26)	9.00 (23)	7.00 (31)
(ii) Top marginal income and payroll tax rate			3.00 (48)	4.00 (45)	3.00 (47)	4.00 (44)	2.00 (51)
E. State ownership of assets		1.77	8.72	8.47	9.17	9.23	9.59
2. Legal System and Property Rights	5.01	6.57	6.61	6.83	6.70	6.66	6.81
A. Judicial independence	4.98	5.48	5.36	5.55	5.85	6.33	6.07
B. Impartial courts	4.69	5.30	4.95	5.36	5.15	5.03	5.27
C. Protection of property rights	4.93	4.37	5.28	6.32	5.70	5.87	6.34
D. Military interference in rule of law and politics		8.33	8.33	8.33	8.33	8.33	8.30
E. Integrity of the legal system	5.43	6.88	7.85	7.85	7.94	7.86	7.74
F. Legal enforcement of contracts		7.32	7.32	7.39	6.28	5.53	5.53
G. Regulatory restrictions on sale of real property		8.27	8.27	8.32	9.00	9.03	9.03
H. Reliability of police			5.53	5.53	5.34	5.31	6.20
<i>Gender Legal Rights Adjustment</i>	1.00	1.00	1.00	1.00	1.00	1.00	1.00
3. Sound Money		6.43	8.55	8.68	8.93	9.47	9.27
A. Money growth			6.81 (15.97)	7.41 (12.93)	9.23 (-3.86)	8.75 (6.25)	8.27 (8.64)
B. Standard deviation of inflation		7.44 (6.39)	7.93 (5.17)	8.65 (3.37)	6.72 (8.2)	9.17 (2.07)	9.33 (1.68)
C. Inflation: most recent year		6.85 (15.74)	9.47 (2.65)	8.65 (6.76)	9.78 (-1.09)	9.96 (0.2)	9.49 (2.53)
D. Freedom to own foreign currency bank accounts		5.00	10.00	10.00	10.00	10.00	10.00
4. Freedom to Trade Internationally			8.33	8.41	8.40	8.62	8.61
A. Tariffs			8.33	8.39	8.34	8.36	8.12
(i) Revenue from trade taxes (% of trade sector)			9.78 (0.33)	9.59 (0.62)	9.63 (0.55)	9.10 (1.35)	9.13 (1.3)
(ii) Mean tariff rate			8.88 (5.6)	9.46 (2.7)	8.98 (5.1)	8.98 (5.1)	8.96 (5.2)
(iii) Standard deviation of tariff rates			6.32 (9.2)	6.13 (9.67)	6.41 (8.98)	7.00 (7.5)	6.26 (9.36)
B. Regulatory trade barriers			6.82	7.46	7.49	7.90	8.09
(i) Non-tariff trade barriers			5.30	6.42	6.33	6.37	6.76
(ii) Compliance cost of importing and exporting			8.33	8.49	8.64	9.42	9.42
C. Black-market exchange rates		0.00	10.00	10.00	10.00	10.00	10.00
D. Controls of the movement of capital and people		0.00	8.16	7.77	7.78	8.22	8.22
(i) Financial openness			9.40	10.00	10.00	10.00	10.00
(ii) Capital controls		0.00	6.92	6.92	6.92	6.92	6.92
(iii) Freedom of foreigners to visit				6.40	6.42	7.74	7.74
5. Regulation			7.37	7.35	7.61	8.53	8.19
A. Credit Market regulations			9.61	9.58	8.57	9.75	8.91
(i) Ownership of banks			10.00	10.00	8.00	10.00	10.00
(ii) Private sector credit			9.19	9.74	7.72	9.26	9.72
(iii) Interest rate controls / negative real interest rates			10.00	9.00	10.00	10.00	7.00
B. Labor Market regulations			5.42	5.71	6.71	7.64	7.64
(i) Hiring regulations and minimum wage			3.33	3.30	2.23	5.00	5.00
(ii) Hiring and firing regulations			3.93	5.26	5.28	4.64	5.06
(iii) Centralized collective bargaining			7.85	8.30	7.00	8.42	8.03
(iv) Hours regulations			6.00	6.00	8.00	10.00	10.00
(v) Mandated cost of worker dismissal			8.42	8.42	7.76	7.76	7.76
(vi) Conscription		0.00	3.00	3.00	10.00	10.00	10.00
C. Business regulations			7.09	6.77	7.55	8.20	8.03
(i) Administrative requirements			7.18	3.88	3.80	3.84	4.25
(ii) Bureaucracy costs			4.73	4.53	8.79	9.33	9.11
(iii) Starting a business			9.25	9.37	9.46	9.81	9.81
(iv) Impartial public administration		6.08	7.87	8.62	8.98	9.59	9.11
(v) Licensing restrictions				7.79	7.54	8.52	7.79
(vi) Cost of tax compliance			6.41	6.41	6.75	8.11	8.11

Lebanon

	1980	1990	2000	2005	2010	2015	2018
	Rating (Rank)	Rating (Rank)	Rating (Rank)	Rating (Rank)	Rating (Rank)	Rating (Rank)	Rating (Rank)
Summary Ratings (Rank)					7.13 (61)	7.06 (75)	6.88 (83)
	Rating (Data)	Rating (Data)	Rating (Data)	Rating (Data)	Rating (Data)	Rating (Data)	Rating (Data)
1. Size of Government		8.64	7.78	8.20	8.83	8.50	8.29
A. Government consumption				7.30 (15.18)	8.16 (12.27)	8.01 (12.78)	7.61 (14.14)
B. Transfers and subsidies					8.73 (5.18)	8.13 (7.37)	8.02 (7.75)
C. Government investment		10.00 (2.1)	8.26 (21.07)	10.00 (12.12)	10.00 (7.15)	10.00 (5.85)	10.00 (9.76)
D. Top marginal tax rate					10.00	9.00	9.50
(i) Top marginal income tax rate					10.00 (20)	10.00 (20)	10.00 (20)
(ii) Top marginal income and payroll tax rate						8.00 (26)	9.00 (26)
E. State ownership of assets	7.29	7.29	7.29	7.29	7.29	7.39	6.30
2. Legal System and Property Rights	3.22	2.88	4.06	3.99	4.00	4.02	3.89
A. Judicial independence	2.93	3.12	3.40	2.95	3.11	3.76	3.62
B. Impartial courts	3.70	4.48	4.00	3.86	3.64	3.76	3.72
C. Protection of property rights	5.30	5.30	4.90	5.34	5.41	5.33	5.29
D. Military interference in rule of law and politics	3.33	0.14	5.00	3.33	3.33	3.33	3.30
E. Integrity of the legal system	2.85	3.17	5.74	5.74	5.80	5.95	5.78
F. Legal enforcement of contracts			3.82	3.16	3.16	3.16	3.16
G. Regulatory restrictions on sale of real property			5.46	7.62	7.62	7.42	7.33
H. Reliability of police			4.21	3.94	3.94	4.18	4.64
<i>Gender Legal Rights Adjustment</i>	0.78	0.78	0.78	0.78	0.78	0.74	0.69
3. Sound Money					9.33	9.57	8.99
A. Money growth					9.35 (3.26)	9.86 (0.69)	8.25 (8.74)
B. Standard deviation of inflation					8.78 (3.05)	9.16 (2.09)	8.91 (2.72)
C. Inflation: most recent year					9.20 (3.99)	9.25 (-3.75)	8.78 (6.08)
D. Freedom to own foreign currency bank accounts					10.00	10.00	10.00
4. Freedom to Trade Internationally					7.26	6.81	6.74
A. Tariffs					7.09	7.87	7.84
(i) Revenue from trade taxes (% of trade sector)					8.67 (2)	9.13 (1.3)	9.10 (1.35)
(ii) Mean tariff rate					8.74 (6.3)	8.88 (5.6)	8.86 (5.7)
(iii) Standard deviation of tariff rates					3.88 (15.31)	5.59 (11.03)	5.55 (11.12)
B. Regulatory trade barriers					6.06	4.25	4.00
(i) Non-tariff trade barriers					5.80	5.38	4.89
(ii) Compliance cost of importing and exporting					6.32	3.12	3.12
C. Black-market exchange rates					10.00	10.00	10.00
D. Controls of the movement of capital and people	10.00	10.00	7.60	6.99	5.87	5.11	5.11
(i) Financial openness	10.00	10.00	7.60	6.99	6.99	4.49	4.49
(ii) Capital controls					1.54	1.54	1.54
(iii) Freedom of foreigners to visit					9.07	9.29	9.29
5. Regulation					6.25	6.38	6.47
A. Credit Market regulations					5.00	6.67	6.67
(i) Ownership of banks						10.00	10.00
(ii) Private sector credit				0.00	0.00	0.00	0.00
(iii) Interest rate controls / negative real interest rates					10.00	10.00	10.00
B. Labor Market regulations					8.11	7.12	7.47
(i) Hiring regulations and minimum wage					5.57	5.57	5.57
(ii) Hiring and firing regulations					5.25	4.77	4.85
(iii) Centralized collective bargaining					7.82	6.87	6.40
(iv) Hours regulations					10.00	8.00	8.00
(v) Mandated cost of worker dismissal					10.00	7.51	10.00
(vi) Conscription					10.00	10.00	10.00
C. Business regulations					5.63	5.35	5.29
(i) Administrative requirements					3.35	3.40	3.55
(ii) Bureaucracy costs					2.88	0.67	0.89
(iii) Starting a business					8.89	8.96	8.94
(iv) Impartial public administration	3.54	3.54	3.54	3.54	3.78	4.19	3.96
(v) Licensing restrictions					6.92	6.93	6.40
(vi) Cost of tax compliance					7.98	7.97	7.97

Lesotho

	1980	1990	2000	2005	2010	2015	2018
	Rating (Rank)	Rating (Rank)	Rating (Rank)	Rating (Rank)	Rating (Rank)	Rating (Rank)	Rating (Rank)
Summary Ratings (Rank)				6.00 (109)	6.17 (118)	6.71 (95)	6.65 (96)
	Rating (Data)	Rating (Data)	Rating (Data)	Rating (Data)	Rating (Data)	Rating (Data)	Rating (Data)
1. Size of Government	6.02	3.30	3.72	6.31	5.49	5.91	6.19
A. Government consumption				2.74 (30.67)	3.82 (27)	2.35 (32.01)	2.40 (31.84)
B. Transfers and subsidies				7.16 (10.92)	8.71 (5.22)	9.10 (3.8)	9.15 (3.63)
C. Government investment	6.34 (27.82)	0.08 (49.72)	0.00 (56.3)	7.88 (22.42)	1.96 (43.15)	2.58 (40.96)	3.35 (38.26)
D. Top marginal tax rate						8.00	8.00
(i) Top marginal income tax rate						8.00 (30)	8.00 (30)
(ii) Top marginal income and payroll tax rate						8.00 (30)	8.00 (30)
E. State ownership of assets	5.71	6.53	7.45	7.45	7.45	7.54	8.03
2. Legal System and Property Rights	2.83	3.09	3.21	3.16	4.44	5.41	4.92
A. Judicial independence	5.01	5.20	5.25	5.32	4.73	5.90	4.81
B. Impartial courts	3.86	4.82	4.77	4.62	4.08	4.45	4.31
C. Protection of property rights	6.31	6.31	5.08	4.93	4.98	5.41	5.02
D. Military interference in rule of law and politics			5.00	5.00	5.00		
E. Integrity of the legal system	5.21	5.92	5.27	4.85	4.89	6.03	5.64
F. Legal enforcement of contracts			4.04	4.04	3.82	3.93	3.93
G. Regulatory restrictions on sale of real property			5.36	5.36	5.46	6.49	6.49
H. Reliability of police			3.74	3.74	3.93	7.83	6.38
<i>Gender Legal Rights Adjustment</i>	0.11	0.11	0.33	0.33	0.93	0.89	0.88
3. Sound Money				8.08	7.84	7.91	8.00
A. Money growth				8.92 (5.38)	8.08 (9.62)	8.66 (6.71)	9.62 (1.91)
B. Standard deviation of inflation				9.10 (2.24)	9.00 (2.5)	8.61 (3.46)	8.20 (4.51)
C. Inflation: most recent year				9.31 (3.44)	9.28 (3.58)	9.36 (3.18)	9.20 (4.01)
D. Freedom to own foreign currency bank accounts				5.00	5.00	5.00	5.00
4. Freedom to Trade Internationally				5.57	5.80	6.74	6.60
A. Tariffs			0.00	4.57	4.67	6.93	7.07
(i) Revenue from trade taxes (% of trade sector)			0.00 (15.81)	0.00 (17.36)	0.00 (23.76)	6.72 (4.92)	7.14 (4.29)
(ii) Mean tariff rate				8.02 (9.9)	8.48 (7.6)	8.48 (7.6)	8.46 (7.7)
(iii) Standard deviation of tariff rates				5.70 (10.74)	5.53 (11.17)	5.59 (11.02)	5.60 (11.01)
B. Regulatory trade barriers				4.28	5.10	7.00	6.58
(i) Non-tariff trade barriers				5.15	4.81	4.28	3.35
(ii) Compliance cost of importing and exporting				3.42	5.38	9.73	9.81
C. Black-market exchange rates				10.00	10.00	10.00	10.00
D. Controls of the movement of capital and people	2.51	2.51	1.66	3.42	3.42	3.02	2.76
(i) Financial openness	2.51	2.51	1.66	1.66	1.66	1.66	1.66
(ii) Capital controls				2.31	2.31	2.31	1.54
(iii) Freedom of foreigners to visit				6.30	6.31	5.09	5.09
5. Regulation				6.88	7.29	7.57	7.54
A. Credit Market regulations		9.92		10.00	10.00	9.67	9.67
(i) Ownership of banks				10.00	10.00	10.00	10.00
(ii) Private sector credit		9.92	10.00	10.00	10.00	10.00	10.00
(iii) Interest rate controls / negative real interest rates				10.00	10.00	9.00	9.00
B. Labor Market regulations				6.77	6.56	6.64	6.64
(i) Hiring regulations and minimum wage				7.80	7.77	6.67	6.67
(ii) Hiring and firing regulations				4.49	4.34	4.38	4.28
(iii) Centralized collective bargaining				4.38	6.12	4.23	4.37
(iv) Hours regulations				8.00	8.00	8.00	8.00
(v) Mandated cost of worker dismissal				5.92	6.55	6.55	6.55
(vi) Conscription				10.00		10.00	10.00
C. Business regulations				3.89	5.32	6.40	6.31
(i) Administrative requirements				2.53	3.42	5.38	4.45
(ii) Bureaucracy costs				1.30	5.45	4.44	4.67
(iii) Starting a business				7.19	8.42	8.99	9.46
(iv) Impartial public administration	2.12	3.27	5.22	5.22	5.16	5.22	5.02
(v) Licensing restrictions				3.40	3.12	7.98	7.91
(vi) Cost of tax compliance				3.68	6.37	6.37	6.33

Liberia

	1980	1990	2000	2005	2010	2015	2018
	Rating (Rank)	Rating (Rank)	Rating (Rank)	Rating (Rank)	Rating (Rank)	Rating (Rank)	Rating (Rank)
Summary Ratings (Rank)						6.70 (96)	6.28 (118)
	Rating (Data)	Rating (Data)	Rating (Data)	Rating (Data)	Rating (Data)	Rating (Data)	Rating (Data)
1. Size of Government			7.52	9.16	9.15	7.14	6.46
A. Government consumption						8.82 (10.01)	8.62 (10.69)
B. Transfers and subsidies						8.64 (5.47)	8.64 (5.47)
C. Government investment			9.61 (16.38)	10.00 (9.93)	10.00 (12.6)	1.79 (43.74)	0.00 (51.74)
D. Top marginal tax rate						8.00	8.50
(i) Top marginal income tax rate						9.00 (25)	9.00 (25)
(ii) Top marginal income and payroll tax rate						7.00 (31)	8.00 (30)
E. State ownership of assets	6.08	6.07	5.42	8.33	8.30	8.43	6.53
2. Legal System and Property Rights	2.90	3.00	2.97	3.64	4.49	4.40	4.29
A. Judicial independence	2.88	3.08	3.23	3.91	4.71	4.59	4.75
B. Impartial courts	2.64	2.34	2.34	2.79	3.92	3.91	3.58
C. Protection of property rights	5.21	5.14	4.44	4.17	4.91	4.95	4.47
D. Military interference in rule of law and politics	0.42	1.67	1.67	5.00	5.00	5.00	5.00
E. Integrity of the legal system	4.21	3.65	4.03	4.71	5.15	4.69	4.50
F. Legal enforcement of contracts				3.64	2.87	2.87	2.87
G. Regulatory restrictions on sale of real property				4.90	4.90	4.90	4.80
H. Reliability of police				1.67	4.43	4.29	4.38
<i>Gender Legal Rights Adjustment</i>	0.89	0.89	0.89	0.89	1.00	1.00	1.00
3. Sound Money						9.12	8.08
A. Money growth					5.28 (23.59)	9.41 (-2.95)	8.28 (8.62)
B. Standard deviation of inflation						8.62 (3.44)	8.77 (3.08)
C. Inflation: most recent year						8.44 (7.78)	5.29 (23.56)
D. Freedom to own foreign currency bank accounts						10.00	10.00
4. Freedom to Trade Internationally						6.53	6.37
A. Tariffs						7.14	7.35
(i) Revenue from trade taxes (% of trade sector)						6.43 (5.35)	6.43 (5.35)
(ii) Mean tariff rate						7.96 (10.2)	8.06 (9.7)
(iii) Standard deviation of tariff rates						7.02 (7.45)	7.56 (6.11)
B. Regulatory trade barriers						2.23	2.33
(i) Non-tariff trade barriers						4.46	4.67
(ii) Compliance cost of importing and exporting						0.00	0.00
C. Black-market exchange rates						10.00	10.00
D. Controls of the movement of capital and people	10.00	4.16	10.00	10.00	10.00	6.74	5.80
(i) Financial openness	10.00	4.16	10.00	10.00	10.00	10.00	7.17
(ii) Capital controls						8.46	8.46
(iii) Freedom of foreigners to visit						1.77	1.77
5. Regulation					5.54	6.30	6.21
A. Credit Market regulations						5.67	5.67
(i) Ownership of banks						8.00	8.00
(ii) Private sector credit				10.00		0.00	0.00
(iii) Interest rate controls / negative real interest rates						9.00	9.00
B. Labor Market regulations						6.75	6.37
(i) Hiring regulations and minimum wage						10.00	6.67
(ii) Hiring and firing regulations						4.68	4.55
(iii) Centralized collective bargaining						4.72	5.91
(iv) Hours regulations						8.00	8.00
(v) Mandated cost of worker dismissal						3.09	3.09
(vi) Conscription					10.00	10.00	10.00
C. Business regulations						6.49	6.58
(i) Administrative requirements						4.86	4.62
(ii) Bureaucracy costs					4.09	2.44	3.33
(iii) Starting a business						9.68	9.36
(iv) Impartial public administration	1.00	1.07	0.11	2.81	4.20	3.81	4.29
(v) Licensing restrictions						9.70	9.46
(vi) Cost of tax compliance						8.44	8.44

Libya

	1980	1990	2000	2005	2010	2015	2018
	Rating (Rank)	Rating (Rank)	Rating (Rank)	Rating (Rank)	Rating (Rank)	Rating (Rank)	Rating (Rank)
Summary Ratings (Rank)						5.10 (154)	4.72 (160)
	Rating (Data)	Rating (Data)	Rating (Data)	Rating (Data)	Rating (Data)	Rating (Data)	Rating (Data)
1. Size of Government				0.12	0.50	4.56	4.71
A. Government consumption					1.28 (35.66)	0.00 (55.52)	0.00 (58.7)
B. Transfers and subsidies							
C. Government investment				0.00 (89.23)	0.00 (78.85)		
D. Top marginal tax rate						9.50	9.50
(i) Top marginal income tax rate						10.00 (14)	10.00 (14)
(ii) Top marginal income and payroll tax rate						9.00 (25)	9.00 (25)
E. State ownership of assets	0.24	0.24	0.24	0.24	0.24	4.18	4.64
2. Legal System and Property Rights	2.48	2.69	4.88	3.91	3.93	3.37	3.77
A. Judicial independence	2.37	2.43	3.12	2.85	3.01	3.53	3.57
B. Impartial courts	3.22	3.52	3.63	3.13	3.11	2.66	2.64
C. Protection of property rights	4.01	4.01	4.78	3.75	3.75	4.14	4.10
D. Military interference in rule of law and politics	1.67	1.67	5.00	5.00	5.00	5.00	5.00
E. Integrity of the legal system	2.47	3.31	4.97	4.97	4.97	5.51	5.46
F. Legal enforcement of contracts			6.96	3.62	3.62	3.62	3.62
G. Regulatory restrictions on sale of real property			9.68	9.69	9.67		
H. Reliability of police			5.08	1.67	1.67	1.67	4.66
<i>Gender Legal Rights Adjustment</i>	0.80	0.80	0.80	0.80	0.80	0.80	0.82
3. Sound Money						7.00	7.17
A. Money growth					6.76 (16.19)	7.47 (12.67)	7.24 (13.81)
B. Standard deviation of inflation						2.50 (18.75)	3.29 (16.77)
C. Inflation: most recent year						8.04 (9.8)	8.14 (9.3)
D. Freedom to own foreign currency bank accounts						10.00	10.00
4. Freedom to Trade Internationally						4.39	1.98
A. Tariffs							
(i) Revenue from trade taxes (% of trade sector)							
(ii) Mean tariff rate							
(iii) Standard deviation of tariff rates							
B. Regulatory trade barriers						4.88	5.01
(i) Non-tariff trade barriers						5.51	5.75
(ii) Compliance cost of importing and exporting						4.26	4.26
C. Black-market exchange rates						7.37	0.00
D. Controls of the movement of capital and people	4.16	1.66	0.00	1.66	1.66	0.92	0.92
(i) Financial openness	4.16	1.66	0.00	1.66	1.66	1.66	1.66
(ii) Capital controls						0.77	0.77
(iii) Freedom of foreigners to visit						0.33	0.33
5. Regulation						6.16	5.98
A. Credit Market regulations						10.00	8.50
(i) Ownership of banks							
(ii) Private sector credit						10.00	10.00
(iii) Interest rate controls / negative real interest rates						10.00	7.00
B. Labor Market regulations						5.76	6.78
(i) Hiring regulations and minimum wage						6.10	7.23
(ii) Hiring and firing regulations						2.65	4.35
(iii) Centralized collective bargaining						5.39	6.70
(iv) Hours regulations						6.00	8.00
(v) Mandated cost of worker dismissal						4.39	4.39
(vi) Conscription						10.00	10.00
C. Business regulations						2.74	2.67
(i) Administrative requirements						4.21	4.27
(ii) Bureaucracy costs					0.00	0.00	0.00
(iii) Starting a business						8.41	8.52
(iv) Impartial public administration	1.82	1.82	1.82	1.82	1.82	1.03	0.52
(v) Licensing restrictions							
(vi) Cost of tax compliance						0.03	0.03

Lithuania

	1980	1990	2000	2005	2010	2015	2018
	Rating (Rank)	Rating (Rank)	Rating (Rank)	Rating (Rank)	Rating (Rank)	Rating (Rank)	Rating (Rank)
Summary Ratings (Rank)		5.43 (64)	7.14 (42)	7.69 (23)	7.58 (35)	8.07 (13)	8.10 (11)
	Rating (Data)	Rating (Data)	Rating (Data)	Rating (Data)	Rating (Data)	Rating (Data)	Rating (Data)
1. Size of Government		3.83	7.09	7.20	6.63	7.54	7.54
A. Government consumption		4.34 (25.25)	4.44 (24.9)	5.78 (20.35)	4.83 (23.57)	5.41 (21.59)	5.57 (21.07)
B. Transfers and subsidies			6.92 (11.82)	6.83 (12.13)	5.35 (17.58)	6.37 (13.84)	6.11 (14.76)
C. Government investment			10.00 (12.13)	10.00 (14.89)	5.98 (29.06)	8.94 (18.7)	9.77 (15.82)
D. Top marginal tax rate			5.00	4.50	7.00	7.00	7.00
(i) Top marginal income tax rate			7.00 (33)	7.00 (33)	10.00 (15)	10.00 (15)	10.00 (15)
(ii) Top marginal income and payroll tax rate			3.00 (50)	2.00 (51)	4.00 (41)	4.00 (42)	4.00 (42)
E. State ownership of assets		3.32	9.09	8.89	10.00	10.00	9.27
2. Legal System and Property Rights	5.45	6.80	6.48	6.77	6.77	6.85	7.00
A. Judicial independence	5.18	5.88	5.66	5.77	5.82	6.29	6.27
B. Impartial courts	4.38	5.23	4.53	5.24	5.33	5.31	5.39
C. Protection of property rights	6.07	4.63	4.92	6.32	5.87	5.89	6.39
D. Military interference in rule of law and politics		8.33	8.33	8.33	8.33	8.33	8.30
E. Integrity of the legal system	6.16	6.41	6.76	6.83	6.88	6.84	6.77
F. Legal enforcement of contracts		7.45	7.45	7.45	6.96	6.24	6.24
G. Regulatory restrictions on sale of real property		9.65	9.65	9.71	9.68	9.67	9.67
H. Reliability of police			4.54	4.54	5.27	6.20	6.96
<i>Gender Legal Rights Adjustment</i>	1.00	1.00	1.00	1.00	1.00	1.00	1.00
3. Sound Money		7.49	7.09	8.83	9.37	9.41	9.25
A. Money growth			7.47 (12.63)	6.96 (15.19)	9.76 (-1.22)	8.70 (6.52)	8.23 (8.86)
B. Standard deviation of inflation			6.09 (9.77)	8.91 (2.73)	7.97 (5.08)	9.12 (2.21)	9.32 (1.69)
C. Inflation: most recent year		9.97 (-0.15)	9.80 (1.01)	9.47 (2.66)	9.74 (1.32)	9.82 (-0.88)	9.46 (2.69)
D. Freedom to own foreign currency bank accounts		5.00	5.00	10.00	10.00	10.00	10.00
4. Freedom to Trade Internationally			8.57	8.32	7.90	8.34	8.48
A. Tariffs			8.50	8.39	8.34	8.36	8.12
(i) Revenue from trade taxes (% of trade sector)			9.78 (0.33)	9.59 (0.62)	9.63 (0.55)	9.10 (1.35)	9.13 (1.3)
(ii) Mean tariff rate			8.92 (5.4)	9.46 (2.7)	8.98 (5.1)	8.98 (5.1)	8.96 (5.2)
(iii) Standard deviation of tariff rates			6.80 (8)	6.13 (9.67)	6.41 (8.98)	7.00 (7.5)	6.26 (9.36)
B. Regulatory trade barriers			7.02	7.37	7.35	7.59	7.97
(i) Non-tariff trade barriers			5.20	6.10	5.84	5.46	6.16
(ii) Compliance cost of importing and exporting			8.83	8.64	8.85	9.72	9.78
C. Black-market exchange rates		0.00	10.00	10.00	10.00	10.00	10.00
D. Controls of the movement of capital and people		0.00	8.75	7.52	5.90	7.42	7.82
(i) Financial openness			10.00	10.00	8.20	7.60	8.80
(ii) Capital controls		0.00	7.50	6.15	3.08	6.92	6.92
(iii) Freedom of foreigners to visit				6.40	6.42	7.74	7.74
5. Regulation		3.60	6.49	7.33	7.22	8.19	8.22
A. Credit Market regulations		0.00	7.00	9.70	6.67	9.86	9.67
(i) Ownership of banks		0.00	5.00	10.00	10.00	10.00	10.00
(ii) Private sector credit			0.05	9.11	0.00	9.58	10.00
(iii) Interest rate controls / negative real interest rates			9.00	10.00	10.00	10.00	9.00
B. Labor Market regulations			4.69	5.46	7.42	6.57	6.67
(i) Hiring regulations and minimum wage			3.01	6.70	8.33	8.33	7.23
(ii) Hiring and firing regulations			2.75	3.55	3.66	3.71	4.97
(iii) Centralized collective bargaining			8.17	8.28	8.29	8.11	8.31
(iv) Hours regulations			4.00	4.00	8.00	10.00	8.00
(v) Mandated cost of worker dismissal			7.22	7.22	6.26	6.26	8.50
(vi) Conscription		0.00	3.00	3.00	10.00	3.00	3.00
C. Business regulations			7.79	6.82	7.56	8.14	8.33
(i) Administrative requirements			7.28	3.34	2.94	3.63	3.80
(ii) Bureaucracy costs			7.48	4.81	9.09	9.78	9.78
(iii) Starting a business			8.92	8.98	9.15	9.75	9.77
(iv) Impartial public administration		6.72	7.12	7.60	7.60	8.35	7.99
(v) Licensing restrictions				8.05	8.56	9.24	9.71
(vi) Cost of tax compliance			8.14	8.14	8.04	8.08	8.94

Luxembourg

	1980	1990	2000	2005	2010	2015	2018
	Rating (Rank)	Rating (Rank)	Rating (Rank)	Rating (Rank)	Rating (Rank)	Rating (Rank)	Rating (Rank)
Summary Ratings (Rank)	8.09 (3)	8.03 (9)	8.15 (8)	7.64 (30)	7.53 (38)	7.73 (32)	7.75 (31)
	Rating (Data)	Rating (Data)	Rating (Data)	Rating (Data)	Rating (Data)	Rating (Data)	Rating (Data)
1. Size of Government	7.50	4.85	5.70	5.17	4.83	5.30	5.55
A. Government consumption	6.54 (17.75)	6.54 (17.77)	3.15 (29.3)	2.40 (31.84)	1.62 (34.5)	1.36 (35.38)	1.21 (35.89)
B. Transfers and subsidies		2.89 (26.6)	4.47 (20.81)	4.01 (22.5)	3.49 (24.39)	3.87 (22.99)	4.38 (21.13)
C. Government investment			8.94 (18.72)	6.98 (25.58)	6.58 (26.97)	8.30 (20.96)	7.69 (23.08)
D. Top marginal tax rate		1.50	3.50	4.00	4.00	4.50	6.00
(i) Top marginal income tax rate		1.00 (56)	4.00 (48.5)	5.00 (39)	5.00 (39)	5.00 (43)	6.00 (45)
(ii) Top marginal income and payroll tax rate		2.00 (58)	3.00 (54)	3.00 (46)	3.00 (46)	4.00 (49)	6.00 (45)
E. State ownership of assets	8.46	8.46	8.46	8.46	8.46	8.46	8.47
2. Legal System and Property Rights	7.18	8.00	7.63	7.64	7.71	7.81	7.77
A. Judicial independence	6.14	7.25	6.53	6.57	6.92	6.97	7.00
B. Impartial courts	4.73	7.39	7.25	6.99	6.93	6.99	6.82
C. Protection of property rights	6.69	7.04	7.14	7.49	7.48	7.51	7.59
D. Military interference in rule of law and politics	10.00	10.00	10.00	10.00	10.00	10.00	10.00
E. Integrity of the legal system	8.34	8.34	8.61	8.61	8.61	8.61	8.55
F. Legal enforcement of contracts			7.51	7.51	7.46	7.46	7.46
G. Regulatory restrictions on sale of real property			6.10	6.10	6.13	6.18	6.18
H. Reliability of police			7.85	7.85	8.12	8.74	8.59
<i>Gender Legal Rights Adjustment</i>	1.00	1.00	1.00	1.00	1.00	1.00	1.00
3. Sound Money	9.05	9.53	9.75	9.47	9.35	9.46	9.30
A. Money growth	9.22 (3.88)	9.27 (3.64)	9.81 (0.95)	9.20 (4)	8.87 (5.65)	8.55 (7.24)	8.13 (9.35)
B. Standard deviation of inflation	8.56 (3.6)	9.52 (1.2)	9.84 (0.41)	9.18 (2.05)	9.00 (2.49)	9.37 (1.58)	9.39 (1.52)
C. Inflation: most recent year	8.42 (7.92)	9.32 (3.42)	9.37 (3.15)	9.50 (2.49)	9.54 (2.28)	9.91 (0.47)	9.69 (1.53)
D. Freedom to own foreign currency bank accounts	10.00	10.00	10.00	10.00	10.00	10.00	10.00
4. Freedom to Trade Internationally	9.70	9.51	9.36	8.24	8.07	8.09	8.15
A. Tariffs	9.09	8.52	9.18	8.39	8.34	8.36	8.12
(i) Revenue from trade taxes (% of trade sector)	9.93 (0.1)	9.93 (0.1)	9.78 (0.33)	9.59 (0.62)	9.63 (0.55)	9.10 (1.35)	9.13 (1.3)
(ii) Mean tariff rate	8.24 (8.8)	8.52 (7.4)	9.52 (2.4)	9.46 (2.7)	8.98 (5.1)	8.98 (5.1)	8.96 (5.2)
(iii) Standard deviation of tariff rates		7.12 (7.2)	8.24 (4.4)	6.13 (9.67)	6.41 (8.98)	7.00 (7.5)	6.26 (9.36)
B. Regulatory trade barriers			9.02	8.68	8.83	8.21	8.71
(i) Non-tariff trade barriers			8.20	8.07	8.37	6.46	7.44
(ii) Compliance cost of importing and exporting			9.83	9.29	9.29	9.96	9.98
C. Black-market exchange rates	10.00	10.00	10.00	10.00	10.00	10.00	10.00
D. Controls of the movement of capital and people	10.00	10.00	9.23	5.89	5.13	5.79	5.79
(i) Financial openness							
(ii) Capital controls	10.00	10.00	9.23	5.38	3.85	3.85	3.85
(iii) Freedom of foreigners to visit				6.40	6.42	7.74	7.74
5. Regulation	7.02	8.24	8.31	7.68	7.67	8.01	7.96
A. Credit Market regulations	10.00	10.00	10.00	9.33	9.21	9.33	9.00
(i) Ownership of banks	10.00	10.00	10.00	8.00	8.00	8.00	8.00
(ii) Private sector credit			10.00	10.00	9.63	10.00	10.00
(iii) Interest rate controls / negative real interest rates	10.00	10.00	10.00	10.00	10.00	10.00	9.00
B. Labor Market regulations		6.48	6.61	5.80	5.70	6.35	6.53
(i) Hiring regulations and minimum wage				3.30	2.23	2.23	2.23
(ii) Hiring and firing regulations		4.28	4.17	4.60	3.93	4.83	5.67
(iii) Centralized collective bargaining	5.18	5.18	5.67	6.49	5.55	6.54	6.78
(iv) Hours regulations				4.00	4.00	6.00	6.00
(v) Mandated cost of worker dismissal				6.38	8.50	8.50	8.50
(vi) Conscription	10.00	10.00	10.00	10.00	10.00	10.00	10.00
C. Business regulations				7.90	8.09	8.36	8.36
(i) Administrative requirements				4.94	4.32	5.89	5.89
(ii) Bureaucracy costs				6.78	7.27	7.11	7.11
(iii) Starting a business				8.97	9.30	9.39	9.40
(iv) Impartial public administration	10.00	10.00	10.00	10.00	10.00	10.00	10.00
(v) Licensing restrictions				7.34	8.32	8.36	8.39
(vi) Cost of tax compliance				9.35	9.34	9.38	9.38

Madagascar

	1980	1990	2000	2005	2010	2015	2018
	Rating (Rank)	Rating (Rank)	Rating (Rank)	Rating (Rank)	Rating (Rank)	Rating (Rank)	Rating (Rank)
Summary Ratings (Rank)	3.81 (100)	4.49 (96)	5.82 (97)	5.67 (124)	6.29 (112)	6.40 (111)	6.20 (125)
	Rating (Data)	Rating (Data)	Rating (Data)	Rating (Data)	Rating (Data)	Rating (Data)	Rating (Data)
1. Size of Government	3.86	5.75	6.89	7.38	8.14	8.31	7.51
A. Government consumption	8.25 (11.94)	9.25 (8.54)	8.88 (9.8)	8.92 (9.67)	7.34 (15.06)	6.73 (17.12)	6.84 (16.76)
B. Transfers and subsidies		9.75 (1.4)	9.86 (1)	9.77 (1.35)	10.00 (0.23)	9.26 (3.22)	9.44 (2.55)
C. Government investment	0.00 (75.05)	0.00 (53.53)	1.50 (44.73)	3.08 (39.24)	8.17 (21.4)	8.33 (20.83)	6.03 (28.88)
D. Top marginal tax rate					7.00	8.50	8.50
(i) Top marginal income tax rate					9.00 (23)	10.00 (20)	10.00 (20)
(ii) Top marginal income and payroll tax rate					5.00 (36)	7.00 (34)	7.00 (34)
E. State ownership of assets	3.33	3.97	7.32	7.76	8.21	8.71	6.76
2. Legal System and Property Rights	3.61	3.38	3.13	2.82	3.09	3.09	2.92
A. Judicial independence	3.22	3.47	3.23	3.35	2.95	3.68	3.48
B. Impartial courts	2.99	4.13	3.75	3.95	3.18	3.36	3.49
C. Protection of property rights	6.24	6.43	4.80	5.17	4.33	4.35	4.70
D. Military interference in rule of law and politics	5.00	5.00	5.00	1.67	1.67	1.67	1.70
E. Integrity of the legal system	5.72	5.27	5.15	4.65	4.43	4.65	4.57
F. Legal enforcement of contracts		2.42	2.42	2.42	2.42	2.96	2.96
G. Regulatory restrictions on sale of real property		3.69	3.69	3.65	5.12	5.09	5.15
H. Reliability of police			4.19	4.19	2.43	3.19	2.50
<i>Gender Legal Rights Adjustment</i>	0.56	0.56	0.56	0.56	0.86	0.71	0.64
3. Sound Money	5.82	5.79	7.17	7.02	7.85	8.05	7.65
A. Money growth	7.38 (13.08)	7.37 (13.13)	7.85 (10.74)	9.32 (3.38)	8.80 (6.01)	9.13 (4.37)	7.73 (11.33)
B. Standard deviation of inflation	8.89 (2.77)	8.08 (4.81)	8.22 (4.44)	7.44 (6.39)	9.47 (1.33)	9.55 (1.13)	9.60 (0.99)
C. Inflation: most recent year	7.00 (14.99)	7.71 (11.46)	7.59 (12.03)	6.30 (18.51)	8.15 (9.25)	8.52 (7.4)	8.28 (8.6)
D. Freedom to own foreign currency bank accounts	0.00	0.00	5.00	5.00	5.00	5.00	5.00
4. Freedom to Trade Internationally	1.62	3.72	6.09	5.89	6.20	6.76	6.71
A. Tariffs	4.02	1.73	4.11	6.86	7.86	7.78	7.72
(i) Revenue from trade taxes (% of trade sector)	4.33 (8.5)	0.67 (14)	4.11 (8.83)	5.23 (7.15)	8.59 (2.12)	8.43 (2.35)	8.23 (2.66)
(ii) Mean tariff rate	3.70 (31.5)	2.80 (36)		7.68 (11.6)	7.66 (11.7)	7.66 (11.7)	7.68 (11.6)
(iii) Standard deviation of tariff rates				7.66 (5.85)	7.33 (6.67)	7.24 (6.9)	7.26 (6.84)
B. Regulatory trade barriers			6.67	4.32	6.11	4.29	4.96
(i) Non-tariff trade barriers				5.49	5.31	3.52	4.83
(ii) Compliance cost of importing and exporting			6.67	3.14	6.91	5.07	5.09
C. Black-market exchange rates	0.00	8.60	10.00	10.00	10.00	10.00	10.00
D. Controls of the movement of capital and people	0.83	0.83	3.58	2.39	0.84	4.98	4.14
(i) Financial openness	1.66	1.66	4.16	4.16	2.51	4.16	1.66
(ii) Capital controls	0.00	0.00	3.00	3.00	0.00	0.77	0.77
(iii) Freedom of foreigners to visit				0.00	0.00	10.00	10.00
5. Regulation	4.17	3.84	5.82	5.23	6.18	5.80	6.19
A. Credit Market regulations	4.63	3.09	6.23	5.89	7.94	7.51	8.14
(i) Ownership of banks	0.00	0.00	2.00	5.00	10.00	10.00	10.00
(ii) Private sector credit	9.27	9.26	7.68	3.66	8.81	7.52	9.43
(iii) Interest rate controls / negative real interest rates		0.00	9.00	9.00	5.00	5.00	5.00
B. Labor Market regulations			5.49	4.59	5.00	4.49	4.64
(i) Hiring regulations and minimum wage			7.20	1.10	1.10	0.00	0.00
(ii) Hiring and firing regulations			4.50	5.35	5.87	4.55	4.49
(iii) Centralized collective bargaining			7.00	6.90	6.89	6.27	7.22
(iv) Hours regulations			6.00	6.00	8.00	8.00	8.00
(v) Mandated cost of worker dismissal			7.22	7.22	7.12	7.12	7.12
(vi) Conscription	1.00	1.00	1.00	1.00	1.00	1.00	1.00
C. Business regulations			5.75	5.21	5.62	5.40	5.80
(i) Administrative requirements				2.75	3.21	3.60	3.13
(ii) Bureaucracy costs				4.14	4.09	2.44	3.56
(iii) Starting a business			7.91	7.74	9.62	9.22	9.43
(iv) Impartial public administration	3.19	3.28	3.81	5.26	1.70	1.35	3.07
(v) Licensing restrictions				4.77	7.35	7.85	7.69
(vi) Cost of tax compliance			5.52	6.59	7.75	7.95	7.95

Malawi

	1980	1990	2000	2005	2010	2015	2018
Summary Ratings (Rank)	Rating (Rank) 4.63 (75)	Rating (Rank) 5.20 (73)	Rating (Rank) 5.12 (115)	Rating (Rank) 5.34 (130)	Rating (Rank) 6.17 (118)	Rating (Rank) 5.79 (136)	Rating (Rank) 5.79 (143)
	Rating (Data)	Rating (Data)	Rating (Data)	Rating (Data)	Rating (Data)	Rating (Data)	Rating (Data)
1. Size of Government	4.30	5.00	5.65	6.79	7.13	6.26	5.90
A. Government consumption	5.41 (21.62)	6.65 (17.39)	6.82 (16.8)	8.72 (10.36)	7.14 (15.71)	7.48 (14.57)	7.48 (14.58)
B. Transfers and subsidies	9.59 (2)	9.48 (2.4)	9.48 (2.4)	9.48 (2.4)	9.77 (1.34)	9.38 (2.77)	9.81 (1.21)
C. Government investment	0.00 (78.62)	3.36 (38.26)	0.00 (80.2)	4.07 (35.77)	4.20 (35.29)	1.51 (44.7)	0.00 (51.15)
D. Top marginal tax rate	4.00	3.00	5.00	5.00	8.00	6.00	5.50
(i) Top marginal income tax rate	4.00 (45)	3.00 (50)	5.00 (38)	5.00 (38)	8.00 (30)	8.00 (30)	7.00 (35)
(ii) Top marginal income and payroll tax rate		3.00 (50)	5.00 (38)	5.00 (38)	8.00 (30)	4.00 (41)	4.00 (45)
E. State ownership of assets	2.52	2.53	6.94	6.71	6.54	6.93	6.72
2. Legal System and Property Rights	4.93	4.77	5.35	5.39	5.43	4.93	5.33
A. Judicial independence	3.98	4.93	5.07	5.31	5.16	5.05	4.60
B. Impartial courts	4.46	4.67	4.61	4.66	4.82	4.34	4.28
C. Protection of property rights	4.12	4.45	4.31	4.92	4.84	4.83	4.89
D. Military interference in rule of law and politics	10.00	8.33	6.67	6.67	6.67	5.83	8.30
E. Integrity of the legal system	3.56	3.56	6.72	5.82	5.77	5.41	6.43
F. Legal enforcement of contracts		2.21	3.98	4.23	4.81	2.33	2.33
G. Regulatory restrictions on sale of real property		7.19	7.19	7.22	7.64	8.14	8.55
H. Reliability of police			4.25	4.25	5.36	4.62	4.32
<i>Gender Legal Rights Adjustment</i>	0.89	0.89	1.00	1.00	0.93	0.95	0.95
3. Sound Money	6.05	5.59	2.88	3.19	5.73	6.22	6.86
A. Money growth	9.73 (1.36)	7.17 (14.15)	5.05 (24.75)	5.86 (20.72)	6.37 (18.17)	7.62 (11.92)	7.14 (14.31)
B. Standard deviation of inflation	7.64 (5.89)	7.35 (6.63)	2.37 (19.06)	0.00 (26.01)	8.04 (4.89)	6.49 (8.77)	7.80 (5.51)
C. Inflation: most recent year	6.84 (15.79)	7.83 (10.85)	4.08 (29.58)	6.92 (15.41)	8.52 (7.41)	5.75 (21.25)	7.52 (12.42)
D. Freedom to own foreign currency bank accounts	0.00	0.00	0.00	0.00	0.00	5.00	5.00
4. Freedom to Trade Internationally	2.61	5.20	5.76	5.16	5.75	5.62	4.62
A. Tariffs	5.60	6.58	4.96	3.97	5.95	7.05	7.27
(i) Revenue from trade taxes (% of trade sector)	5.60 (6.6)	6.20 (5.7)	4.60 (8.1)	4.60 (8.1)	4.60 (8.1)	8.51 (2.23)	8.45 (2.32)
(ii) Mean tariff rate		6.96 (15.2)	6.08 (19.6)	7.30 (13.5)	7.46 (12.7)	7.48 (12.6)	7.52 (12.4)
(iii) Standard deviation of tariff rates			4.20 (14.5)	0.00 (34.29)	5.78 (10.54)	5.16 (12.1)	5.83 (10.42)
B. Regulatory trade barriers			6.83	3.92	4.33	5.36	5.42
(i) Non-tariff trade barriers				4.82	5.13	6.27	5.83
(ii) Compliance cost of importing and exporting			6.83	3.02	3.54	4.44	5.02
C. Black-market exchange rates	0.40	7.20	10.00	10.00	10.00	6.64	2.36
D. Controls of the movement of capital and people	1.83	1.83	1.25	2.75	2.73	3.43	3.43
(i) Financial openness	1.66	1.66	1.66	1.66	0.00	1.66	1.66
(ii) Capital controls	2.00	2.00	0.83	0.00	1.54	1.54	1.54
(iii) Freedom of foreigners to visit				6.60	6.64	7.08	7.08
5. Regulation	5.25	5.46	5.99	6.18	6.82	5.92	6.24
A. Credit Market regulations	4.65	5.35	5.30	7.94	7.70	4.67	5.33
(i) Ownership of banks	2.00	2.00	2.00	10.00	8.00	8.00	10.00
(ii) Private sector credit	7.95	8.05	5.91	5.81	8.09	0.00	0.00
(iii) Interest rate controls / negative real interest rates	4.00	6.00	8.00	8.00	7.00	6.00	6.00
B. Labor Market regulations			6.93	6.57	7.23	6.99	6.91
(i) Hiring regulations and minimum wage			6.70	5.60	4.43	4.43	4.43
(ii) Hiring and firing regulations			5.33	4.56	5.68	4.50	4.48
(iii) Centralized collective bargaining			7.33	7.06	7.61	7.34	6.89
(iv) Hours regulations			10.00	10.00	10.00	10.00	10.00
(v) Mandated cost of worker dismissal			2.21	2.21	5.68	5.68	5.68
(vi) Conscription	10.00	10.00	10.00	10.00	10.00	10.00	10.00
C. Business regulations			5.72	4.02	5.53	6.10	6.47
(i) Administrative requirements				3.98	3.92	3.99	4.40
(ii) Bureaucracy costs				1.09	4.24	2.67	3.11
(iii) Starting a business			7.34	6.55	7.80	8.37	8.47
(iv) Impartial public administration	3.62	3.62	3.98	3.69	3.25	5.15	6.31
(v) Licensing restrictions				2.97	5.71	8.42	8.41
(vi) Cost of tax compliance			5.85	5.85	8.24	8.01	8.11

Malaysia

	1980	1990	2000	2005	2010	2015	2018
Summary Ratings (Rank)	Rating (Rank) 6.55 (19)	Rating (Rank) 7.27 (17)	Rating (Rank) 6.49 (73)	Rating (Rank) 6.54 (82)	Rating (Rank) 6.57 (95)	Rating (Rank) 7.44 (50)	Rating (Rank) 7.58 (46)
	Rating (Data)	Rating (Data)	Rating (Data)	Rating (Data)	Rating (Data)	Rating (Data)	Rating (Data)
1. Size of Government	4.66	6.04	5.54	5.59	5.69	6.29	6.55
A. Government consumption	4.52 (24.64)	5.58 (21.02)	5.87 (20.05)	5.03 (22.89)	5.60 (20.95)	6.02 (19.53)	6.70 (17.23)
B. Transfers and subsidies	8.83 (4.8)	9.48 (2.4)	8.45 (6.2)	9.08 (3.87)	8.91 (4.5)	8.17 (7.21)	8.56 (5.78)
C. Government investment	2.70 (40.54)	4.64 (33.76)	0.86 (46.98)	1.32 (45.37)	1.42 (45.04)	4.31 (34.91)	5.76 (29.86)
D. Top marginal tax rate	2.00	6.00	8.00	8.00	8.00	9.00	9.00
(i) Top marginal income tax rate	2.00 (60)	6.00 (45)	8.00 (29)	8.00 (28)	8.00 (26)	9.00 (25)	9.00 (28)
(ii) Top marginal income and payroll tax rate		6.00 (45)	8.00 (29)	8.00 (28)	8.00 (26)	9.00 (25)	9.00 (28)
E. State ownership of assets	5.23	4.51	4.51	4.51	4.51	3.96	2.73
2. Legal System and Property Rights	5.50	5.24	5.23	5.60	5.31	5.54	5.48
A. Judicial independence	4.78	4.81	4.13	5.24	4.85	4.90	5.41
B. Impartial courts	5.06	5.47	5.46	6.03	5.77	5.82	6.19
C. Protection of property rights	5.76	5.97	5.00	5.71	5.46	6.27	7.01
D. Military interference in rule of law and politics	8.33	8.33	8.33	8.33	8.33	8.33	8.30
E. Integrity of the legal system	7.20	5.21	5.21	6.11	6.17	6.27	6.35
F. Legal enforcement of contracts	6.00	4.89	4.89	5.01	5.67	5.62	5.73
G. Regulatory restrictions on sale of real property		6.56	6.56	6.49	8.01	8.64	8.63
H. Reliability of police			7.51	7.51	6.72	7.32	7.38
<i>Gender Legal Rights Adjustment</i>	0.78	0.78	0.78	0.78	0.67	0.67	0.60
3. Sound Money	9.05	9.00	8.15	6.60	6.52	9.51	9.71
A. Money growth	8.81 (5.94)	8.69 (6.57)	9.12 (-4.39)	9.16 (4.21)	8.93 (5.34)	9.42 (2.91)	9.66 (-1.7)
B. Standard deviation of inflation	8.78 (3.06)	7.92 (5.2)	8.79 (3.04)	7.84 (5.4)	7.51 (6.23)	9.06 (2.36)	9.35 (1.61)
C. Inflation: most recent year	8.63 (6.87)	9.41 (2.95)	9.69 (1.53)	9.41 (2.96)	9.66 (1.71)	9.58 (2.1)	9.82 (0.88)
D. Freedom to own foreign currency bank accounts	10.00	10.00	5.00	0.00	0.00	10.00	10.00
4. Freedom to Trade Internationally	7.49	8.09	6.51	7.10	7.04	7.29	7.63
A. Tariffs	6.37	6.76	5.92	6.66	6.92	7.12	7.81
(i) Revenue from trade taxes (% of trade sector)	4.87 (7.7)	7.87 (3.2)	9.59 (0.62)	9.67 (0.49)	9.79 (0.31)	9.84 (0.24)	9.84 (0.24)
(ii) Mean tariff rate	7.88 (10.6)	7.40 (13)	8.16 (9.2)	8.50 (7.5)	8.70 (6.5)	8.78 (6.1)	8.88 (5.6)
(iii) Standard deviation of tariff rates		5.00 (12.5)	0.00 (33.3)	1.81 (20.49)	2.28 (19.31)	2.75 (18.12)	4.71 (13.22)
B. Regulatory trade barriers			7.67	7.03	7.09	7.04	7.72
(i) Non-tariff trade barriers			6.67	6.27	6.31	6.57	6.89
(ii) Compliance cost of importing and exporting			8.67	7.78	7.87	7.52	8.54
C. Black-market exchange rates	10.00	10.00	10.00	10.00	10.00	10.00	10.00
D. Controls of the movement of capital and people	6.09	7.50	2.47	4.72	4.14	4.98	4.98
(i) Financial openness	7.17	10.00	4.16	4.16	1.66	4.16	4.16
(ii) Capital controls	5.00	5.00	0.77	0.00	0.77	0.77	0.77
(iii) Freedom of foreigners to visit				10.00	10.00	10.00	10.00
5. Regulation	6.06	8.00	7.03	7.81	8.28	8.58	8.54
A. Credit Market regulations	6.30	7.81	7.95	9.66	9.50	9.64	9.53
(i) Ownership of banks	5.00	5.00	5.00	10.00	10.00	10.00	10.00
(ii) Private sector credit	7.90	8.44	8.85	8.98	8.51	8.92	8.59
(iii) Interest rate controls / negative real interest rates	6.00	10.00	10.00	10.00	10.00	10.00	10.00
B. Labor Market regulations		8.19	6.01	7.67	7.94	8.05	8.04
(i) Hiring regulations and minimum wage			4.47	10.00	10.00	10.00	10.00
(ii) Hiring and firing regulations		6.65	4.00	5.05	5.82	6.77	6.67
(iii) Centralized collective bargaining	7.93	7.93	7.53	7.95	7.57	7.27	7.33
(iv) Hours regulations			7.01	10.00	10.00	10.00	10.00
(v) Mandated cost of worker dismissal			3.05	3.05	4.24	4.24	4.24
(vi) Conscription	10.00	10.00	10.00	10.00	10.00	10.00	10.00
C. Business regulations			7.13	6.11	7.39	8.06	8.05
(i) Administrative requirements			7.13	5.96	5.71	6.52	6.67
(ii) Bureaucracy costs			8.43	3.47	9.55	10.00	9.78
(iii) Starting a business			8.78	8.83	9.64	9.34	9.32
(iv) Impartial public administration	5.95	3.62	3.43	4.26	4.26	4.68	4.49
(v) Licensing restrictions				6.25	6.67	9.63	10.00
(vi) Cost of tax compliance			7.87	7.87	8.51	8.16	8.05

Mali

	1980	1990	2000	2005	2010	2015	2018
	Rating (Rank)	Rating (Rank)	Rating (Rank)	Rating (Rank)	Rating (Rank)	Rating (Rank)	Rating (Rank)
Summary Ratings (Rank)	5.79 (36)	5.88 (47)	5.95 (86)	5.72 (122)	6.04 (123)	5.84 (133)	5.93 (136)
	Rating (Data)	Rating (Data)	Rating (Data)	Rating (Data)	Rating (Data)	Rating (Data)	Rating (Data)
1. Size of Government	8.63	8.47	6.27	7.22	7.05	5.65	5.71
A. Government consumption	10.00 (4.86)	7.31 (15.13)	7.47 (14.6)	8.46 (11.22)	5.31 (21.93)	6.69 (17.27)	6.36 (18.38)
B. Transfers and subsidies	9.51 (2.3)	9.97 (0.6)	9.97 (0.6)	10.00 (0.01)	10.00 (0.29)	9.85 (1.06)	9.89 (0.9)
C. Government investment	10.00 (12.41)	10.00 (1.46)	0.00 (49.99)	2.80 (40.21)	5.15 (31.97)	1.51 (44.72)	3.57 (37.5)
D. Top marginal tax rate						3.00	3.00
(i) Top marginal income tax rate						5.00 (40)	5.00 (40)
(ii) Top marginal income and payroll tax rate						1.00 (57)	1.00 (57)
E. State ownership of assets	5.00	6.59	7.62	7.62	7.75	7.21	5.71
2. Legal System and Property Rights	3.31	3.25	3.58	3.62	3.93	3.66	3.53
A. Judicial independence	3.98	4.33	4.36	4.49	3.98	4.42	4.00
B. Impartial courts	3.50	4.22	4.03	4.22	4.20	3.97	3.68
C. Protection of property rights	5.94	5.94	4.64	5.40	4.88	4.76	4.19
D. Military interference in rule of law and politics	1.67	1.67	6.67	5.83	5.83	4.17	4.20
E. Integrity of the legal system	4.20	4.24	5.55	5.50	5.50	5.52	5.10
F. Legal enforcement of contracts		1.95	1.95	1.95	2.63	2.63	2.63
G. Regulatory restrictions on sale of real property		4.17	4.17	4.38	5.47	5.57	5.80
H. Reliability of police			5.48	5.48	3.98	4.30	3.96
<i>Gender Legal Rights Adjustment</i>	0.71	0.71	0.56	0.56	0.72	0.66	0.68
3. Sound Money	6.04	6.98	8.40	6.12	6.86	6.99	7.34
A. Money growth	8.58 (7.09)	9.10 (-4.52)	10.00 (-0.02)	8.55 (7.24)	9.38 (3.1)	9.22 (3.92)	9.92 (0.42)
B. Standard deviation of inflation	8.83 (2.93)	9.36 (1.59)	8.72 (3.2)	7.21 (6.97)	8.29 (4.26)	9.03 (2.42)	9.78 (0.55)
C. Inflation: most recent year	6.74 (16.31)	9.45 (2.73)	9.86 (-0.68)	8.72 (6.4)	9.78 (1.11)	9.71 (1.44)	9.66 (1.7)
D. Freedom to own foreign currency bank accounts	0.00	0.00	5.00	0.00	0.00	0.00	0.00
4. Freedom to Trade Internationally	5.44	5.75	6.35	5.59	6.18	6.64	6.67
A. Tariffs	5.23	5.97	7.73	7.30	7.62	7.55	7.62
(i) Revenue from trade taxes (% of trade sector)	7.47 (3.8)	6.93 (4.6)	7.87 (3.2)	7.11 (4.33)	7.95 (3.08)	8.07 (2.9)	8.23 (2.65)
(ii) Mean tariff rate	3.00 (35)	5.00 (25)	7.60 (12)	7.52 (12.4)	7.62 (11.9)	7.56 (12.2)	7.58 (12.1)
(iii) Standard deviation of tariff rates				7.26 (6.84)	7.29 (6.78)	7.02 (7.44)	7.05 (7.38)
B. Regulatory trade barriers			6.83	3.73	5.54	4.86	4.93
(i) Non-tariff trade barriers				5.04	5.02	4.40	4.56
(ii) Compliance cost of importing and exporting			6.83	2.42	6.05	5.31	5.30
C. Black-market exchange rates	9.00	9.20	10.00	10.00	10.00	10.00	10.00
D. Controls of the movement of capital and people	2.08	2.08	0.83	1.32	1.58	4.14	4.14
(i) Financial openness	4.16	4.16	1.66	1.66	1.66	1.66	1.66
(ii) Capital controls	0.00	0.00	0.00	0.00	0.77	0.77	0.77
(iii) Freedom of foreigners to visit				2.30	2.32	10.00	10.00
5. Regulation	5.54	4.97	5.15	6.06	6.16	6.27	6.39
A. Credit Market regulations	5.29	6.52	4.94	8.11	7.30	7.34	7.70
(i) Ownership of banks	2.00	2.00	2.00	8.00	8.00	8.00	10.00
(ii) Private sector credit	9.88	9.57	7.78	8.34	8.89	9.02	8.11
(iii) Interest rate controls / negative real interest rates	4.00	8.00		8.00	5.00	5.00	5.00
B. Labor Market regulations			4.71	5.58	5.23	5.04	5.25
(i) Hiring regulations and minimum wage			3.30	6.70	5.00	4.43	5.57
(ii) Hiring and firing regulations			4.67	5.58	4.79	4.89	4.89
(iii) Centralized collective bargaining			5.17	6.09	6.00	5.34	5.45
(iv) Hours regulations			8.00	8.00	8.00	8.00	8.00
(v) Mandated cost of worker dismissal			7.13	7.13	7.57	7.57	7.57
(vi) Conscription	10.00	0.00	0.00	0.00	0.00	0.00	0.00
C. Business regulations			5.80	4.49	5.95	6.44	6.22
(i) Administrative requirements				3.33	4.04	4.03	4.01
(ii) Bureaucracy costs				1.74	4.55	4.22	3.33
(iii) Starting a business			5.14	4.86	7.65	9.07	9.05
(iv) Impartial public administration	4.56	5.25	5.28	5.28	5.28	5.47	5.13
(v) Licensing restrictions				4.75	7.20	8.89	8.88
(vi) Cost of tax compliance			6.97	6.97	6.97	6.97	6.91

Malta

	1980	1990	2000	2005	2010	2015	2018
	Rating (Rank)	Rating (Rank)	Rating (Rank)	Rating (Rank)	Rating (Rank)	Rating (Rank)	Rating (Rank)
Summary Ratings (Rank)	5.12 (60)	5.63 (56)	6.85 (59)	7.47 (39)	7.75 (22)	7.95 (17)	7.94 (16)
	Rating (Data)	Rating (Data)	Rating (Data)	Rating (Data)	Rating (Data)	Rating (Data)	Rating (Data)
1. Size of Government	4.23	3.74	6.85	6.44	6.80	6.74	6.94
A. Government consumption	5.88 (20.01)	5.33 (21.89)	5.10 (22.67)	4.58 (24.44)	4.28 (25.45)	3.92 (26.68)	3.79 (27.11)
B. Transfers and subsidies	6.81 (12.2)	5.89 (15.6)	5.92 (15.49)	5.82 (15.85)	5.92 (15.47)	6.54 (13.19)	7.16 (10.94)
C. Government investment			9.39 (17.13)	8.37 (20.71)	10.00 (10.38)	9.51 (16.72)	10.00 (10.43)
D. Top marginal tax rate	0.00	0.00	7.00	7.00	7.00	7.00	7.00
(i) Top marginal income tax rate	0.00 (65)	0.00 (65)	7.00 (35)	7.00 (35)	7.00 (35)	7.00 (35)	7.00 (35)
(ii) Top marginal income and payroll tax rate		0.00 (65)	7.00 (35)	7.00 (35)	7.00 (35)	7.00 (35)	7.00 (35)
E. State ownership of assets							6.77
2. Legal System and Property Rights	3.94	5.41	6.75	6.62	6.85	6.45	6.14
A. Judicial independence	3.48	5.27	5.71	5.77	6.21	5.83	5.45
B. Impartial courts		8.02	5.54	5.72	5.91	5.56	5.49
C. Protection of property rights			4.44	5.25	5.87	6.44	6.51
D. Military interference in rule of law and politics	5.00	5.00	10.00	10.00	10.00	10.00	10.00
E. Integrity of the legal system	3.33	3.33	7.54	6.60	7.37	7.37	6.95
F. Legal enforcement of contracts			6.27	4.48	4.48	4.48	5.35
G. Regulatory restrictions on sale of real property			7.36	8.01	8.01	5.28	5.24
H. Reliability of police			7.12	7.12	6.92	6.64	5.29
<i>Gender Legal Rights Adjustment</i>	1.00	1.00	1.00	1.00	1.00	1.00	0.95
3. Sound Money	6.50	7.27	7.00	8.99	9.54	9.65	9.51
A. Money growth	9.68 (1.6)	10.00 (-0.02)	9.94 (-0.28)	6.82 (15.91)	8.59 (7.06)	8.95 (5.24)	8.41 (7.96)
B. Standard deviation of inflation	8.80 (3)	9.74 (0.64)	8.51 (3.72)	9.75 (0.63)	9.87 (0.32)	9.88 (0.3)	9.87 (0.32)
C. Inflation: most recent year	7.52 (12.4)	9.36 (3.21)	9.53 (2.37)	9.40 (3.01)	9.70 (1.52)	9.78 (1.1)	9.77 (1.16)
D. Freedom to own foreign currency bank accounts	0.00	0.00	0.00	10.00	10.00	10.00	10.00
4. Freedom to Trade Internationally	5.39	6.05	6.99	8.61	8.39	8.64	8.64
A. Tariffs	6.73	6.73	8.51	9.28	8.34	8.36	8.12
(i) Revenue from trade taxes (% of trade sector)	6.73 (4.9)	6.73 (4.9)	9.58 (0.63)	9.59 (0.62)	9.63 (0.55)	9.10 (1.35)	9.13 (1.3)
(ii) Mean tariff rate			8.24 (8.8)	9.46 (2.7)	8.98 (5.1)	8.98 (5.1)	8.96 (5.2)
(iii) Standard deviation of tariff rates			7.72 (5.7)	8.80 (3)	6.41 (8.98)	7.00 (7.5)	6.26 (9.36)
B. Regulatory trade barriers			8.83	7.47	7.45	7.98	7.98
(i) Non-tariff trade barriers				7.47	7.45	6.60	7.05
(ii) Compliance cost of importing and exporting			8.83			9.36	8.92
C. Black-market exchange rates	7.60	9.60	9.40	10.00	10.00	10.00	10.00
D. Controls of the movement of capital and people	1.83	1.83	1.21	7.69	7.78	8.22	8.48
(i) Financial openness	1.66	1.66	1.66	8.20	10.00	10.00	10.00
(ii) Capital controls	2.00	2.00	0.77	8.46	6.92	6.92	7.69
(iii) Freedom of foreigners to visit				6.40	6.42	7.74	7.74
5. Regulation	5.55	5.69	6.64	6.69	7.15	8.26	8.47
A. Credit Market regulations	5.15	4.81	6.62	7.88	9.25	9.84	10.00
(i) Ownership of banks	0.00	0.00	2.00	10.00	10.00	10.00	10.00
(ii) Private sector credit	9.45	8.43	7.86	3.63	7.75	9.53	10.00
(iii) Interest rate controls / negative real interest rates	6.00	6.00	10.00	10.00	10.00	10.00	10.00
B. Labor Market regulations			6.67	7.09	6.76	7.90	7.95
(i) Hiring regulations and minimum wage						7.23	7.23
(ii) Hiring and firing regulations			3.33	4.14	4.17	4.76	5.16
(iii) Centralized collective bargaining			6.67	7.14	6.12	7.39	7.32
(iv) Hours regulations						8.00	8.00
(v) Mandated cost of worker dismissal						10.00	10.00
(vi) Conscriptation	10.00	10.00	10.00	10.00	10.00	10.00	10.00
C. Business regulations				5.10	5.44	7.03	7.45
(i) Administrative requirements				2.99	3.05	4.10	4.79
(ii) Bureaucracy costs				4.78	5.76	4.89	6.67
(iii) Starting a business						9.03	9.27
(iv) Impartial public administration	5.08	7.52	7.52	7.52	7.52	7.52	7.52
(v) Licensing restrictions						8.19	8.00
(vi) Cost of tax compliance						8.44	8.44

Mauritania

	1980	1990	2000	2005	2010	2015	2018
	Rating (Rank)	Rating (Rank)	Rating (Rank)	Rating (Rank)	Rating (Rank)	Rating (Rank)	Rating (Rank)
Summary Ratings (Rank)				6.13 (104)	5.88 (130)	5.84 (133)	6.22 (122)
	Rating (Data)	Rating (Data)	Rating (Data)	Rating (Data)	Rating (Data)	Rating (Data)	Rating (Data)
1. Size of Government	2.01	5.51	4.20	7.70	6.46	5.56	6.16
A. Government consumption				6.01 (19.57)	3.73 (27.32)	3.50 (28.11)	4.03 (26.31)
B. Transfers and subsidies							
C. Government investment	0.00 (100)	5.39 (31.14)	2.45 (41.42)	10.00 (10.27)	10.00 (13.8)	6.97 (25.59)	8.73 (19.44)
D. Top marginal tax rate					5.00	5.00	5.00
(i) Top marginal income tax rate					5.00 (40)	5.00 (40)	5.00 (40)
(ii) Top marginal income and payroll tax rate					5.00 (40)	5.00 (40)	5.00 (40)
E. State ownership of assets	4.02	5.63	5.95	7.10	7.10	6.78	6.89
2. Legal System and Property Rights	2.52	2.66	3.46	3.45	3.97	3.53	3.96
A. Judicial independence	2.78	2.43	3.25	3.24	2.86	3.05	2.84
B. Impartial courts	2.79	3.69	4.16	3.99	3.64	3.14	3.01
C. Protection of property rights	4.66	4.93	4.73	4.68	4.58	3.92	3.76
D. Military interference in rule of law and politics							
E. Integrity of the legal system	4.91	4.91	5.52	5.64	5.92	4.86	4.68
F. Legal enforcement of contracts			6.04	6.04	6.27	6.27	6.27
G. Regulatory restrictions on sale of real property			7.36	7.36	7.53	7.56	7.59
H. Reliability of police			5.27	5.27	2.74	1.89	6.23
<i>Gender Legal Rights Adjustment</i>	0.33	0.33	0.33	0.33	0.66	0.61	0.61
3. Sound Money				7.36	6.49	7.74	8.02
A. Money growth				9.17 (4.15)	8.36 (8.18)	9.28 (3.58)	9.64 (1.81)
B. Standard deviation of inflation				7.71 (5.72)	3.83 (15.42)	6.76 (8.1)	8.07 (4.82)
C. Inflation: most recent year				7.57 (12.13)	8.74 (6.28)	9.90 (0.48)	9.39 (3.07)
D. Freedom to own foreign currency bank accounts				5.00	5.00	5.00	5.00
4. Freedom to Trade Internationally				5.58	5.86	5.82	5.95
A. Tariffs				7.50	7.64	7.38	7.39
(i) Revenue from trade taxes (% of trade sector)							
(ii) Mean tariff rate				7.86 (10.7)	8.08 (9.6)	7.60 (12)	7.58 (12.1)
(iii) Standard deviation of tariff rates				7.13 (7.17)	7.20 (7.01)	7.17 (7.08)	7.19 (7.02)
B. Regulatory trade barriers				4.00	4.93	3.90	4.43
(i) Non-tariff trade barriers				3.40	4.93	2.69	3.30
(ii) Compliance cost of importing and exporting				4.61	4.94	5.12	5.57
C. Black-market exchange rates				10.00	10.00	10.00	10.00
D. Controls of the movement of capital and people	1.66	1.66	1.66	0.83	0.89	2.00	2.00
(i) Financial openness	1.66	1.66	1.66	1.66	1.66	1.66	1.66
(ii) Capital controls				0.83	1.00	3.33	3.33
(iii) Freedom of foreigners to visit				0.00	0.00	1.00	1.00
5. Regulation				6.57	6.64	6.53	6.98
A. Credit Market regulations				8.11	8.01	8.95	9.17
(i) Ownership of banks					8.00	10.00	10.00
(ii) Private sector credit				7.22	8.03	7.86	8.52
(iii) Interest rate controls / negative real interest rates				9.00	8.00	9.00	9.00
B. Labor Market regulations				7.02	6.38	6.26	6.00
(i) Hiring regulations and minimum wage				3.30	5.57	4.43	5.57
(ii) Hiring and firing regulations				7.79	4.99	4.60	3.45
(iii) Centralized collective bargaining				5.88	6.81	5.58	6.02
(iv) Hours regulations				8.00	8.00	10.00	8.00
(v) Mandated cost of worker dismissal				7.13	7.94	7.94	7.94
(vi) Conscription				10.00	5.00	5.00	5.00
C. Business regulations				4.58	5.52	4.36	5.77
(i) Administrative requirements				6.00	4.88	3.64	2.54
(ii) Bureaucracy costs				2.68	2.58	0.22	2.67
(iii) Starting a business				4.03	7.79	9.54	9.64
(iv) Impartial public administration	6.20	5.85	6.21	6.20	6.80	1.68	3.59
(v) Licensing restrictions				6.36	8.89	9.22	9.21
(vi) Cost of tax compliance				2.20	2.20	1.88	6.97

Mauritius

	1980	1990	2000	2005	2010	2015	2018
	Rating (Rank)	Rating (Rank)	Rating (Rank)	Rating (Rank)	Rating (Rank)	Rating (Rank)	Rating (Rank)
Summary Ratings (Rank)	5.13 (59)	6.02 (43)	7.31 (36)	7.52 (34)	7.92 (12)	7.99 (14)	8.21 (7)
	Rating (Data)	Rating (Data)	Rating (Data)	Rating (Data)	Rating (Data)	Rating (Data)	Rating (Data)
1. Size of Government	6.49	7.11	7.69	7.49	8.02	7.98	8.15
A. Government consumption	7.14 (15.72)	7.24 (15.4)	7.00 (16.19)	6.62 (17.5)	7.09 (15.89)	6.86 (16.66)	6.82 (16.8)
B. Transfers and subsidies	8.37 (6.5)	8.99 (4.2)	8.49 (6.06)	8.62 (5.55)	8.45 (6.19)	9.34 (2.91)	8.39 (6.4)
C. Government investment	4.00 (36)	3.62 (37.32)	6.28 (28.01)	6.01 (28.95)	7.28 (24.53)	6.49 (27.29)	7.25 (24.61)
D. Top marginal tax rate	3.00	7.00	8.00	7.50	9.00	9.00	10.00
(i) Top marginal income tax rate	3.00 (50)	7.00 (35)	9.00 (25)	8.00 (30)	10.00 (15)	10.00 (15)	10.00 (15)
(ii) Top marginal income and payroll tax rate		7.00 (35)	7.00 (33)	7.00 (31)	8.00 (26)	8.00 (26)	10.00 (15)
E. State ownership of assets	9.96	8.69	8.69	8.69	8.29	8.21	8.26
2. Legal System and Property Rights	5.52	5.57	5.04	4.93	5.41	5.92	6.46
A. Judicial independence	5.25	5.57	5.65	5.70	5.68	5.69	5.95
B. Impartial courts	3.74	5.93	5.99	5.82	5.51	5.56	5.47
C. Protection of property rights	6.25	5.52	5.52	6.73	6.50	6.26	6.74
D. Military interference in rule of law and politics			7.50	5.63	5.00		
E. Integrity of the legal system	6.85	6.88	5.14	4.97	4.66	6.95	6.77
F. Legal enforcement of contracts		3.94	3.97	4.10	4.40	5.03	5.25
G. Regulatory restrictions on sale of real property			1.03	1.03	6.10	6.25	9.48
H. Reliability of police			5.49	5.49	5.47	6.25	6.14
<i>Gender Legal Rights Adjustment</i>	1.00	1.00	1.00	1.00	1.00	0.97	0.98
3. Sound Money	4.92	6.20	9.58	9.49	9.28	9.59	9.52
A. Money growth	9.21 (3.95)	7.47 (12.64)	9.64 (-1.81)	9.35 (3.25)	8.82 (5.88)	9.09 (4.53)	8.90 (5.5)
B. Standard deviation of inflation	5.80 (10.5)	9.37 (1.58)	9.51 (1.21)	9.59 (1.03)	8.87 (2.83)	9.52 (1.19)	9.82 (0.45)
C. Inflation: most recent year	4.69 (26.57)	7.98 (10.12)	9.16 (4.2)	9.02 (4.91)	9.42 (2.89)	9.74 (1.29)	9.36 (3.22)
D. Freedom to own foreign currency bank accounts	0.00	0.00	10.00	10.00	10.00	10.00	10.00
4. Freedom to Trade Internationally	2.10	4.46	7.03	8.24	8.47	8.42	8.53
A. Tariffs	3.31	3.14	3.54	7.44	9.17	9.46	9.41
(i) Revenue from trade taxes (% of trade sector)	3.60 (9.6)	4.93 (7.6)	6.81 (4.78)	7.59 (3.62)	9.71 (0.44)	9.92 (0.12)	9.81 (0.29)
(ii) Mean tariff rate	3.02 (34.9)	4.48 (27.6)	3.80 (31)	8.30 (8.5)	9.72 (1.4)	9.80 (1)	9.84 (0.8)
(iii) Standard deviation of tariff rates		0.00 (91.5)	0.00 (27.8)	6.43 (8.93)	8.08 (4.8)	8.66 (3.35)	8.58 (3.55)
B. Regulatory trade barriers			7.53	6.99	7.34	7.00	7.52
(i) Non-tariff trade barriers			7.88	6.15	6.43	6.14	6.50
(ii) Compliance cost of importing and exporting			7.17	7.82	8.26	7.86	8.54
C. Black-market exchange rates	2.00	8.40	10.00	10.00	10.00	10.00	10.00
D. Controls of the movement of capital and people	1.00	1.83	7.05	8.54	7.38	7.20	7.20
(i) Financial openness	0.00	1.66	7.17	10.00	8.80	6.99	6.99
(ii) Capital controls	2.00	2.00	6.92	6.92	4.62	4.62	4.62
(iii) Freedom of foreigners to visit				8.70	8.74	10.00	10.00
5. Regulation	6.60	6.76	7.22	7.43	8.40	8.05	8.36
A. Credit Market regulations	7.28	8.13	9.10	8.75	9.49	8.78	8.95
(i) Ownership of banks	8.00	10.00	10.00	10.00	10.00	8.00	8.00
(ii) Private sector credit	6.56	6.38	8.29	7.25	8.48	8.33	8.86
(iii) Interest rate controls / negative real interest rates		8.00	9.00	9.00	10.00	10.00	10.00
B. Labor Market regulations			4.90	6.93	7.63	7.38	7.90
(i) Hiring regulations and minimum wage			3.12	10.00	10.00	5.57	6.67
(ii) Hiring and firing regulations			1.98	2.59	4.61	5.43	5.98
(iii) Centralized collective bargaining			3.55	3.52	5.64	5.77	6.24
(iv) Hours regulations			5.85	8.70	8.00	10.00	10.00
(v) Mandated cost of worker dismissal				6.76	7.53	7.53	8.50
(vi) Conscriptation	10.00	10.00	10.00	10.00	10.00	10.00	10.00
C. Business regulations			7.66	6.62	8.08	8.00	8.25
(i) Administrative requirements			5.93	2.16	4.28	4.67	5.02
(ii) Bureaucracy costs			7.50	4.40	9.09	9.78	8.44
(iii) Starting a business			8.42	8.44	9.77	9.77	9.85
(iv) Impartial public administration	8.25	8.25	8.25	8.25	8.50	7.10	8.36
(v) Licensing restrictions				8.25	8.65	8.37	9.36
(vi) Cost of tax compliance			8.20	8.20	8.20	8.30	8.43

Mexico

	1980	1990	2000	2005	2010	2015	2018
Summary Ratings (Rank)	Rating (Rank) 5.21 (54)	Rating (Rank) 5.95 (45)	Rating (Rank) 6.63 (69)	Rating (Rank) 6.90 (70)	Rating (Rank) 6.80 (81)	Rating (Rank) 7.07 (74)	Rating (Rank) 7.21 (68)
	Rating (Data)	Rating (Data)	Rating (Data)	Rating (Data)	Rating (Data)	Rating (Data)	Rating (Data)
1. Size of Government	5.31	7.76	7.51	7.25	7.02	7.90	8.38
A. Government consumption	7.83 (13.36)	8.60 (10.75)	7.65 (13.98)	7.51 (14.46)	7.28 (15.26)	7.11 (15.83)	7.28 (15.26)
B. Transfers and subsidies	8.94 (4.4)	9.25 (3.24)	7.92 (8.13)	7.92 (8.13)	6.53 (13.23)	6.28 (14.16)	8.75 (5.07)
C. Government investment	1.99 (43.04)	7.45 (23.91)	10.00 (13.68)	8.09 (21.69)	6.86 (26)	9.67 (16.17)	10.00 (13.92)
D. Top marginal tax rate	4.00	7.00	5.00	6.00	7.50	8.00	8.00
(i) Top marginal income tax rate	4.00 (55)	7.00 (40)	7.00 (40)	8.00 (30)	9.00 (30)	8.00 (35)	8.00 (35)
(ii) Top marginal income and payroll tax rate			3.00 (47)	4.00 (42)	6.00 (43)	8.00 (35)	8.00 (35)
E. State ownership of assets	3.78	6.49	6.97	6.71	6.93	8.44	7.89
2. Legal System and Property Rights	5.60	5.84	4.78	5.26	4.97	4.73	4.73
A. Judicial independence	3.73	4.07	4.40	4.78	4.48	4.42	4.19
B. Impartial courts	3.67	4.54	4.58	4.16	3.99	3.85	3.79
C. Protection of property rights	5.22	5.22	4.86	5.37	5.04	5.23	5.89
D. Military interference in rule of law and politics	10.00	10.00	5.00	7.50	7.50	5.00	5.00
E. Integrity of the legal system	5.25	5.22	4.55	5.43	4.53	4.23	4.13
F. Legal enforcement of contracts	5.75	4.95	4.70	4.70	4.70	5.07	5.07
G. Regulatory restrictions on sale of real property		6.86	6.86	6.89	6.86	7.50	7.33
H. Reliability of police			3.29	3.29	2.64	2.52	2.47
<i>Gender Legal Rights Adjustment</i>	1.00	1.00	1.00	1.00	1.00	1.00	1.00
3. Sound Money	7.70	3.59	6.85	8.08	8.07	8.15	8.13
A. Money growth	6.27 (18.66)	0.00 (51.34)	7.22 (13.89)	8.60 (7.02)	8.48 (7.59)	8.75 (6.26)	8.93 (5.33)
B. Standard deviation of inflation	9.08 (2.29)	0.00 (43.89)	7.09 (7.27)	9.51 (1.22)	9.61 (0.97)	9.40 (1.51)	9.56 (1.09)
C. Inflation: most recent year	5.44 (22.8)	4.37 (28.13)	8.10 (9.5)	9.20 (3.99)	9.17 (4.16)	9.46 (2.72)	9.02 (4.9)
D. Freedom to own foreign currency bank accounts	10.00	10.00	5.00	5.00	5.00	5.00	5.00
4. Freedom to Trade Internationally	2.64	7.21	7.30	7.20	7.00	7.55	7.66
A. Tariffs	1.91	7.88	7.48	7.55	6.58	7.83	8.07
(i) Revenue from trade taxes (% of trade sector)	0.00 (17.6)	8.67 (2)	9.37 (0.94)	9.37 (0.94)	9.37 (0.94)	9.77 (0.34)	9.76 (0.36)
(ii) Mean tariff rate	3.82 (30.9)	7.78 (11.1)	6.76 (16.2)	8.16 (9.2)	8.20 (9)	8.58 (7.1)	8.60 (7)
(iii) Standard deviation of tariff rates		7.20 (7)	6.32 (9.2)	5.13 (12.18)	2.15 (19.62)	5.14 (12.14)	5.86 (10.36)
B. Regulatory trade barriers			7.45	7.04	7.23	7.08	7.29
(i) Non-tariff trade barriers			6.40	6.15	6.05	5.70	6.11
(ii) Compliance cost of importing and exporting			8.50	7.93	8.41	8.47	8.46
C. Black-market exchange rates	0.00	10.00	10.00	10.00	10.00	10.00	10.00
D. Controls of the movement of capital and people	6.00	3.75	4.27	4.21	4.21	5.28	5.28
(i) Financial openness	10.00	2.51	6.99	6.99	6.99	6.99	6.99
(ii) Capital controls	2.00	5.00	1.54	1.54	1.54	1.54	1.54
(iii) Freedom of foreigners to visit				4.10	4.09	7.30	7.30
5. Regulation	4.80	5.33	6.70	6.72	6.93	7.03	7.14
A. Credit Market regulations	5.62	5.58	9.51	8.86	8.65	8.65	9.03
(i) Ownership of banks	8.00	0.00	10.00	10.00	10.00	8.00	8.00
(ii) Private sector credit	4.87	8.74	9.52	6.57	5.94	7.95	9.08
(iii) Interest rate controls / negative real interest rates	4.00	8.00	9.00	10.00	10.00	10.00	10.00
B. Labor Market regulations		5.08	4.53	5.74	5.40	5.64	5.59
(i) Hiring regulations and minimum wage			2.75	6.70	6.67	6.67	6.67
(ii) Hiring and firing regulations		5.00	4.10	4.65	3.47	4.20	4.05
(iii) Centralized collective bargaining		7.24	5.65	6.89	6.41	7.13	7.00
(iv) Hours regulations			6.51	8.00	8.00	8.00	8.00
(v) Mandated cost of worker dismissal			5.18	5.18	4.82	4.82	4.82
(vi) Conscription	3.00	3.00	3.00	3.00	3.00	3.00	3.00
C. Business regulations			6.06	5.55	6.75	6.80	6.80
(i) Administrative requirements			6.73	2.70	3.15	2.85	3.11
(ii) Bureaucracy costs			6.33	3.79	7.58	6.89	5.78
(iii) Starting a business			7.92	8.95	9.57	9.54	9.57
(iv) Impartial public administration	3.22	4.34	5.51	5.57	5.11	5.24	5.50
(v) Licensing restrictions				8.48	9.00	9.49	9.56
(vi) Cost of tax compliance			3.81	3.81	6.11	6.79	7.30

Moldova

	1980	1990	2000	2005	2010	2015	2018
	Rating (Rank)	Rating (Rank)	Rating (Rank)	Rating (Rank)	Rating (Rank)	Rating (Rank)	Rating (Rank)
Summary Ratings (Rank)				6.58 (79)	6.71 (88)	6.79 (88)	6.99 (78)
	Rating (Data)	Rating (Data)	Rating (Data)	Rating (Data)	Rating (Data)	Rating (Data)	Rating (Data)
1. Size of Government			7.39	7.34	7.16	7.21	7.29
A. Government consumption				7.55 (14.33)	6.82 (16.8)	7.58 (14.23)	7.43 (14.74)
B. Transfers and subsidies				6.56 (13.13)	6.07 (14.91)	6.52 (13.26)	6.66 (12.77)
C. Government investment			10.00 (10.88)	10.00 (8.09)	10.00 (14.61)	9.89 (15.37)	10.00 (14.38)
D. Top marginal tax rate					7.00	7.00	7.00
(i) Top marginal income tax rate					10.00 (18)	10.00 (18)	10.00 (18)
(ii) Top marginal income and payroll tax rate					4.00 (41)	4.00 (42)	4.00 (42)
E. State ownership of assets		2.55	4.78	5.26	5.90	5.05	5.35
2. Legal System and Property Rights	4.48	5.26	5.44	5.44	5.46	4.62	4.70
A. Judicial independence	4.67	4.72	3.85	3.75	3.89	3.94	3.86
B. Impartial courts	3.52	4.11	3.61	3.70	4.00	3.50	3.75
C. Protection of property rights	4.82	4.82	5.07	4.95	4.85	4.90	5.41
D. Military interference in rule of law and politics		6.67	6.67	6.67	6.67	6.67	6.70
E. Integrity of the legal system	5.61	6.97	6.97	7.12	6.85	6.44	6.45
F. Legal enforcement of contracts			6.71	6.71	6.07	4.32	4.32
G. Regulatory restrictions on sale of real property			8.73	8.73	9.61	9.60	9.57
H. Reliability of police			3.60	3.60	3.41	3.68	4.42
<i>Gender Legal Rights Adjustment</i>	0.93	0.93	0.93	0.93	0.93	0.72	0.69
3. Sound Money				6.65	7.38	7.79	8.21
A. Money growth				5.30 (23.51)	8.06 (9.72)	8.91 (5.47)	9.28 (3.6)
B. Standard deviation of inflation				8.92 (2.7)	7.96 (5.1)	9.20 (1.99)	9.17 (2.07)
C. Inflation: most recent year				7.38 (13.11)	8.52 (7.4)	8.06 (9.68)	9.39 (3.05)
D. Freedom to own foreign currency bank accounts				5.00	5.00	5.00	5.00
4. Freedom to Trade Internationally				6.52	6.53	7.19	7.28
A. Tariffs			9.23	8.50	8.64	8.70	8.66
(i) Revenue from trade taxes (% of trade sector)			9.23 (1.15)	9.15 (1.27)	9.15 (1.28)	9.38 (0.93)	9.31 (1.03)
(ii) Mean tariff rate				8.96 (5.2)	9.08 (4.6)	8.92 (5.4)	8.94 (5.3)
(iii) Standard deviation of tariff rates				7.38 (6.55)	7.68 (5.8)	7.80 (5.51)	7.73 (5.67)
B. Regulatory trade barriers				5.50	5.39	7.07	7.46
(i) Non-tariff trade barriers				5.70	5.48	5.35	6.12
(ii) Compliance cost of importing and exporting				5.30	5.30	8.79	8.79
C. Black-market exchange rates				10.00	10.00	10.00	10.00
D. Controls of the movement of capital and people			1.66	2.09	2.10	2.98	2.98
(i) Financial openness			1.66	1.66	1.66	1.66	1.66
(ii) Capital controls				0.00	0.00	0.77	0.77
(iii) Freedom of foreigners to visit				4.60	4.65	6.53	6.53
5. Regulation				6.93	7.01	7.12	7.46
A. Credit Market regulations				9.33	9.09	9.42	9.80
(i) Ownership of banks				8.00	10.00	10.00	10.00
(ii) Private sector credit			9.09	10.00	8.28	8.25	9.39
(iii) Interest rate controls / negative real interest rates				10.00	9.00	10.00	10.00
B. Labor Market regulations				6.04	5.50	5.43	5.61
(i) Hiring regulations and minimum wage				6.70	5.57	5.57	5.57
(ii) Hiring and firing regulations				5.73	4.11	3.88	4.72
(iii) Centralized collective bargaining				7.48	7.55	7.33	7.58
(iv) Hours regulations				6.00	6.00	6.00	6.00
(v) Mandated cost of worker dismissal				7.31	6.79	6.79	6.79
(vi) Conscription				3.00	3.00	3.00	3.00
C. Business regulations				5.42	6.45	6.53	6.97
(i) Administrative requirements				2.55	3.22	3.01	4.02
(ii) Bureaucracy costs				3.53	6.52	6.00	7.11
(iii) Starting a business				8.84	9.58	9.74	9.83
(iv) Impartial public administration		4.39	5.44	4.44	5.88	6.01	6.51
(v) Licensing restrictions				5.76	6.03	6.42	6.38
(vi) Cost of tax compliance				7.40	7.44	7.97	7.95

Mongolia

	1980	1990	2000	2005	2010	2015	2018
	Rating (Rank)	Rating (Rank)	Rating (Rank)	Rating (Rank)	Rating (Rank)	Rating (Rank)	Rating (Rank)
Summary Ratings (Rank)				7.19 (52)	7.09 (67)	7.28 (61)	7.43 (54)
	Rating (Data)	Rating (Data)	Rating (Data)	Rating (Data)	Rating (Data)	Rating (Data)	Rating (Data)
1. Size of Government	0.00	0.28	8.40	7.42	7.69	7.12	7.43
A. Government consumption				6.41 (18.22)	6.27 (18.69)	6.28 (18.64)	6.25 (18.74)
B. Transfers and subsidies				7.90 (8.2)	7.08 (11.23)	7.60 (9.3)	7.59 (9.34)
C. Government investment	0.00 (80.95)	0.00 (85.47)	10.00 (11.75)	10.00 (7.63)	9.27 (17.55)	5.84 (29.55)	7.40 (24.11)
D. Top marginal tax rate				6.00	9.00	9.00	9.00
(i) Top marginal income tax rate				8.00 (30)	10.00 (10)	10.00 (10)	10.00 (10)
(ii) Top marginal income and payroll tax rate				4.00 (49)	8.00 (29)	8.00 (28)	8.00 (28)
E. State ownership of assets	0.00	0.56	6.80	6.80	6.81	6.86	6.92
2. Legal System and Property Rights	4.18	5.07	5.70	5.82	5.73	5.72	5.97
A. Judicial independence	2.02	3.41	4.02	4.23	4.33	4.79	4.62
B. Impartial courts	3.89	4.60	3.80	3.76	3.92	4.21	4.23
C. Protection of property rights	2.91	4.39	4.47	5.17	4.76	5.03	5.05
D. Military interference in rule of law and politics	8.33	8.33	8.33	8.33	8.33	8.33	8.30
E. Integrity of the legal system	3.75	4.63	6.51	6.51	6.49	6.38	6.31
F. Legal enforcement of contracts			6.24	6.24	6.24	5.79	6.25
G. Regulatory restrictions on sale of real property			9.04	9.07	9.10	9.11	9.11
H. Reliability of police			3.23	3.23	4.42	5.25	5.05
<i>Gender Legal Rights Adjustment</i>	1.00	1.00	1.00	1.00	0.93	0.87	0.95
3. Sound Money				8.31	7.22	9.04	8.92
A. Money growth				8.48 (7.61)	4.74 (26.3)	9.32 (-3.4)	8.57 (7.13)
B. Standard deviation of inflation				7.30 (6.74)	6.17 (9.57)	8.00 (5)	8.46 (3.84)
C. Inflation: most recent year				7.46 (12.72)	7.97 (10.15)	8.84 (5.78)	8.64 (6.81)
D. Freedom to own foreign currency bank accounts				10.00	10.00	10.00	10.00
4. Freedom to Trade Internationally				6.82	7.03	7.20	7.10
A. Tariffs				9.18	9.13	9.20	8.92
(i) Revenue from trade taxes (% of trade sector)				9.01 (1.48)	8.69 (1.96)	8.97 (1.54)	8.79 (1.81)
(ii) Mean tariff rate				9.16 (4.2)	9.00 (5)	9.00 (5)	8.96 (5.2)
(iii) Standard deviation of tariff rates				9.37 (1.58)	9.70 (0.75)	9.64 (0.9)	9.00 (2.5)
B. Regulatory trade barriers				4.62	4.35	3.91	3.79
(i) Non-tariff trade barriers				3.90	5.32	5.23	4.99
(ii) Compliance cost of importing and exporting				5.34	3.37	2.59	2.59
C. Black-market exchange rates				10.00	10.00	10.00	10.00
D. Controls of the movement of capital and people			6.99	3.49	4.65	5.68	5.68
(i) Financial openness			6.99	6.99	7.14	8.34	8.34
(ii) Capital controls				3.08	6.36	6.15	6.15
(iii) Freedom of foreigners to visit				0.40	0.44	2.54	2.54
5. Regulation			6.71	7.57	7.80	7.33	7.71
A. Credit Market regulations				9.43	9.50	8.09	9.45
(i) Ownership of banks							
(ii) Private sector credit			10.00	9.85	10.00	6.18	8.90
(iii) Interest rate controls / negative real interest rates				9.00	9.00	10.00	10.00
B. Labor Market regulations				7.05	7.18	6.93	6.60
(i) Hiring regulations and minimum wage				8.90	8.90	10.00	8.90
(ii) Hiring and firing regulations				7.00	5.95	4.77	4.65
(iii) Centralized collective bargaining				8.25	7.96	8.55	7.79
(iv) Hours regulations				6.00	8.00	6.00	6.00
(v) Mandated cost of worker dismissal				9.17	9.25	9.25	9.25
(vi) Conscription				3.00	3.00	3.00	3.00
C. Business regulations				6.22	6.72	6.96	7.08
(i) Administrative requirements				2.92	2.83	3.89	3.01
(ii) Bureaucracy costs				3.36	5.61	4.67	6.44
(iii) Starting a business				9.12	9.44	9.79	9.60
(iv) Impartial public administration	6.12	6.53	7.53	7.06	7.18	6.38	6.25
(v) Licensing restrictions				7.12	7.44	8.68	8.68
(vi) Cost of tax compliance			7.71	7.71	7.85	8.34	8.50

Montenegro

	1980	1990	2000	2005	2010	2015	2018
	Rating (Rank)	Rating (Rank)	Rating (Rank)	Rating (Rank)	Rating (Rank)	Rating (Rank)	Rating (Rank)
Summary Ratings (Rank)				6.47 (89)	7.34 (52)	6.99 (79)	6.94 (80)
	Rating (Data)	Rating (Data)	Rating (Data)	Rating (Data)	Rating (Data)	Rating (Data)	Rating (Data)
1. Size of Government			7.70	6.03	6.70	5.75	5.72
A. Government consumption				2.94 (30)	5.24 (22.2)	5.93 (19.84)	5.84 (20.13)
B. Transfers and subsidies							
C. Government investment			10.00 (8.34)	6.92 (25.79)	7.28 (24.51)	2.78 (40.29)	2.78 (40.29)
D. Top marginal tax rate				7.00	7.50	7.50	7.50
(i) Top marginal income tax rate				9.00 (23)	10.00 (14)	10.00 (9)	10.00 (9)
(ii) Top marginal income and payroll tax rate					5.00 (40)	5.00 (39)	5.00 (39)
E. State ownership of assets			5.40	7.26	6.77	6.79	6.76
2. Legal System and Property Rights		5.55	5.66	5.53	5.97	5.02	5.22
A. Judicial independence	4.27	4.64	4.57	4.68	5.21	4.88	5.41
B. Impartial courts		5.16	4.61	4.33	5.06	4.65	4.89
C. Protection of property rights		6.48	5.49	5.25	6.10	5.50	6.14
D. Military interference in rule of law and politics			6.67	6.67	6.70		
E. Integrity of the legal system		6.33	7.33	6.94	6.63	6.59	6.15
F. Legal enforcement of contracts			5.27	5.02	4.77	4.80	4.80
G. Regulatory restrictions on sale of real property			7.72	7.72	7.64	7.68	7.68
H. Reliability of police			4.49	4.49	6.52	4.53	5.89
<i>Gender Legal Rights Adjustment</i>	0.96	0.96	0.96	0.96	0.96	0.82	0.79
3. Sound Money				7.13	8.32	8.40	8.26
A. Money growth					9.94 (-0.29)	9.15 (4.27)	9.32 (3.41)
B. Standard deviation of inflation				7.24 (6.9)	8.48 (3.81)	9.77 (0.58)	9.26 (1.85)
C. Inflation: most recent year				9.14 (4.32)	9.87 (0.65)	9.69 (1.55)	9.48 (2.61)
D. Freedom to own foreign currency bank accounts				5.00	5.00	5.00	5.00
4. Freedom to Trade Internationally				7.20	7.83	8.33	8.34
A. Tariffs				7.51	8.13	8.23	8.33
(i) Revenue from trade taxes (% of trade sector)				7.80 (3.3)	7.80 (3.3)	7.80 (3.3)	7.80 (3.3)
(ii) Mean tariff rate				8.68 (6.6)	9.02 (4.9)	9.20 (4)	9.26 (3.7)
(iii) Standard deviation of tariff rates				6.05 (9.9)	7.57 (6.08)	7.68 (5.8)	7.94 (5.14)
B. Regulatory trade barriers				6.31	7.23	7.58	7.51
(i) Non-tariff trade barriers				4.50	6.35	5.94	5.73
(ii) Compliance cost of importing and exporting				8.12	8.12	9.23	9.29
C. Black-market exchange rates				10.00	10.00	10.00	10.00
D. Controls of the movement of capital and people				5.00	5.95	7.50	7.50
(i) Financial openness							
(ii) Capital controls					6.92	6.92	6.92
(iii) Freedom of foreigners to visit				5.00	4.98	8.08	8.08
5. Regulation				6.47	7.86	7.44	7.14
A. Credit Market regulations				9.45	9.78	8.33	6.67
(i) Ownership of banks				10.00	10.00	10.00	10.00
(ii) Private sector credit				8.34	9.34	5.00	0.00
(iii) Interest rate controls / negative real interest rates				10.00	10.00	10.00	10.00
B. Labor Market regulations				4.76	7.66	7.03	7.67
(i) Hiring regulations and minimum wage				6.70	8.90	5.57	6.67
(ii) Hiring and firing regulations				2.00	5.21	4.32	5.12
(iii) Centralized collective bargaining				2.50	6.35	6.55	6.47
(iv) Hours regulations				8.00	10.00	8.00	10.00
(v) Mandated cost of worker dismissal				6.38	5.51	7.76	7.76
(vi) Conscription				3.00	10.00	10.00	10.00
C. Business regulations				5.20	6.15	6.96	7.08
(i) Administrative requirements				4.00	5.06	4.26	5.00
(ii) Bureaucracy costs				3.00	7.12	6.89	7.11
(iii) Starting a business				9.16	9.66	9.66	9.60
(iv) Impartial public administration			4.64	4.64	5.31	5.87	4.88
(v) Licensing restrictions				4.55	3.90	8.42	9.25
(vi) Cost of tax compliance				5.83	5.83	6.64	6.64

Morocco

	1980	1990	2000	2005	2010	2015	2018
	Rating (Rank)	Rating (Rank)	Rating (Rank)	Rating (Rank)	Rating (Rank)	Rating (Rank)	Rating (Rank)
Summary Ratings (Rank)	4.63 (75)	5.16 (78)	5.93 (88)	6.15 (101)	6.46 (101)	6.48 (105)	6.70 (94)
	Rating (Data)	Rating (Data)	Rating (Data)	Rating (Data)	Rating (Data)	Rating (Data)	Rating (Data)
1. Size of Government	5.45	6.15	6.86	6.78	6.97	6.32	6.37
A. Government consumption	5.51 (21.26)	6.12 (19.18)	5.10 (22.65)	4.48 (24.75)	4.87 (23.43)	4.43 (24.95)	4.52 (24.64)
B. Transfers and subsidies	9.02 (4.1)	9.51 (2.3)	8.16 (7.25)	8.37 (6.48)	8.13 (7.35)	7.29 (10.43)	7.29 (10.43)
C. Government investment	7.28 (24.53)	10.00 (13.18)	10.00 (12.31)	10.00 (10.93)	10.00 (12.27)	8.70 (19.56)	8.81 (19.17)
D. Top marginal tax rate	2.00	0.00	4.00	4.00	5.00	4.00	4.00
(i) Top marginal income tax rate	2.00 (64)	0.00 (87)	4.00 (44)	4.00 (44)	5.00 (38)	5.00 (44)	5.00 (38)
(ii) Top marginal income and payroll tax rate					5.00 (38)	3.00 (51)	3.00 (46)
E. State ownership of assets	3.42	5.13	7.05	7.05	6.85	7.20	7.24
2. Legal System and Property Rights	2.99	3.73	4.91	5.25	5.19	5.37	5.60
A. Judicial independence	4.25	4.29	4.25	4.34	4.36	4.39	5.02
B. Impartial courts	3.37	4.58	4.76	4.65	4.57	4.45	5.00
C. Protection of property rights	6.52	6.52	5.02	5.37	5.15	6.01	6.78
D. Military interference in rule of law and politics	3.33	5.00	6.67	6.67	6.67	6.67	6.70
E. Integrity of the legal system	4.15	4.16	7.90	7.07	7.16	6.59	6.22
F. Legal enforcement of contracts	3.25	4.65	4.90	4.90	5.17	5.17	4.88
G. Regulatory restrictions on sale of real property		6.98	6.98	7.65	6.97	7.64	7.52
H. Reliability of police			6.65	6.65	5.34	8.00	8.08
<i>Gender Legal Rights Adjustment</i>	0.44	0.44	0.67	0.78	0.83	0.76	0.79
3. Sound Money	6.26	6.50	6.96	7.10	7.07	7.29	7.22
A. Money growth	8.75 (6.25)	8.09 (9.57)	8.63 (6.84)	8.94 (5.29)	9.29 (3.56)	9.95 (0.25)	9.50 (2.49)
B. Standard deviation of inflation	8.19 (4.52)	9.06 (2.36)	9.60 (0.99)	9.65 (0.86)	9.18 (2.05)	9.53 (1.16)	9.75 (0.64)
C. Inflation: most recent year	8.11 (9.46)	8.87 (5.66)	9.62 (1.89)	9.80 (0.98)	9.80 (0.99)	9.69 (1.56)	9.62 (1.91)
D. Freedom to own foreign currency bank accounts	0.00	0.00	0.00	0.00	0.00	0.00	0.00
4. Freedom to Trade Internationally	4.08	4.67	5.34	5.81	6.41	6.44	6.88
A. Tariffs	1.43	4.78	3.19	4.74	5.55	6.80	6.84
(i) Revenue from trade taxes (% of trade sector)	2.87 (10.7)	4.27 (8.6)	5.09 (7.36)	7.51 (3.73)	8.44 (2.34)	9.32 (1.03)	9.31 (1.04)
(ii) Mean tariff rate	0.00 (54)	5.30 (23.5)	3.28 (33.6)	6.12 (19.4)	6.38 (18.1)	7.70 (11.5)	7.72 (11.4)
(iii) Standard deviation of tariff rates			1.20 (22)	0.59 (23.52)	1.82 (20.45)	3.38 (16.56)	3.48 (16.3)
B. Regulatory trade barriers			7.33	5.88	6.87	5.70	7.41
(i) Non-tariff trade barriers				4.98	5.49	4.33	6.74
(ii) Compliance cost of importing and exporting			7.33	6.78	8.24	7.06	8.08
C. Black-market exchange rates	9.80	7.40	10.00	9.42	10.00	10.00	10.00
D. Controls of the movement of capital and people	1.00	1.83	0.83	3.21	3.21	3.28	3.28
(i) Financial openness	0.00	1.66	1.66	1.66	1.66	1.66	1.66
(ii) Capital controls	2.00	2.00	0.00	0.77	0.77	0.77	0.77
(iii) Freedom of foreigners to visit				7.20	7.19	7.41	7.41
5. Regulation	4.39	4.76	5.59	5.78	6.68	6.97	7.43
A. Credit Market regulations	5.69	6.09	7.32	7.74	7.40	8.22	8.88
(i) Ownership of banks	5.00	5.00	5.00	5.00	5.00	8.00	8.00
(ii) Private sector credit	6.38	5.26	7.95	9.21	9.20	8.66	8.65
(iii) Interest rate controls / negative real interest rates		8.00	9.00	9.00	8.00	8.00	10.00
B. Labor Market regulations			3.72	3.65	6.02	5.91	6.06
(i) Hiring regulations and minimum wage			0.00	0.00	1.10	1.10	1.10
(ii) Hiring and firing regulations			3.17	5.30	5.08	3.91	4.72
(iii) Centralized collective bargaining			7.17	7.50	6.65	7.14	7.26
(iv) Hours regulations			6.00	6.00	8.00	8.00	8.00
(v) Mandated cost of worker dismissal			4.99	2.12	5.29	5.29	5.29
(vi) Conscription	1.00	1.00	1.00	1.00	10.00	10.00	10.00
C. Business regulations			5.73	5.96	6.62	6.78	7.35
(i) Administrative requirements				3.56	3.86	4.26	5.23
(ii) Bureaucracy costs				5.40	6.06	5.33	5.78
(iii) Starting a business			7.12	9.26	9.42	9.61	9.67
(iv) Impartial public administration	2.86	3.43	4.10	4.10	4.14	4.35	5.20
(v) Licensing restrictions				7.42	8.91	9.47	9.97
(vi) Cost of tax compliance			5.99	5.99	7.33	7.63	8.26

Mozambique

	1980	1990	2000	2005	2010	2015	2018
	Rating (Rank)	Rating (Rank)	Rating (Rank)	Rating (Rank)	Rating (Rank)	Rating (Rank)	Rating (Rank)
Summary Ratings (Rank)				5.44 (129)	5.44 (143)	5.49 (145)	5.94 (134)
	Rating (Data)	Rating (Data)	Rating (Data)	Rating (Data)	Rating (Data)	Rating (Data)	Rating (Data)
1. Size of Government		7.87	6.41	5.59	5.14	5.46	5.48
A. Government consumption			8.08 (12.51)	8.41 (11.41)	5.76 (20.4)	3.43 (28.34)	4.36 (25.19)
B. Transfers and subsidies					9.01 (4.14)	9.02 (4.09)	9.53 (2.22)
C. Government investment		7.81 (22.66)	3.21 (38.75)	0.00 (71.97)	0.00 (74.08)	2.09 (42.68)	2.43 (41.48)
D. Top marginal tax rate				6.00	6.00	6.00	6.00
(i) Top marginal income tax rate				7.00 (32)	7.00 (32)	7.00 (32)	7.00 (32)
(ii) Top marginal income and payroll tax rate				5.00 (37)	5.00 (38)	5.00 (38)	5.00 (38)
E. State ownership of assets	0.00	7.93	7.93	7.93	4.93	6.76	5.10
2. Legal System and Property Rights	2.91	2.80	2.65	3.57	4.30	4.20	4.36
A. Judicial independence	3.13	3.92	3.75	3.68	3.88	4.01	3.81
B. Impartial courts	4.94	4.16	3.71	3.72	4.14	3.76	3.42
C. Protection of property rights	2.34	4.06	3.82	4.61	4.39	4.16	4.11
D. Military interference in rule of law and politics	3.75	4.44	3.33	3.61	6.67	6.67	6.70
E. Integrity of the legal system	4.56	4.42	5.32	5.33	5.33	5.53	5.49
F. Legal enforcement of contracts		0.00	0.00	0.00	0.00	0.00	1.76
G. Regulatory restrictions on sale of real property		4.21	4.21	4.54	6.35	7.47	7.54
H. Reliability of police			3.07	3.07	4.32	2.92	2.89
<i>Gender Legal Rights Adjustment</i>	0.56	0.56	0.56	1.00	0.96	0.95	0.95
3. Sound Money				7.64	5.86	6.39	7.47
A. Money growth		2.88 (35.58)	7.63 (11.85)	8.45 (7.77)	7.37 (13.16)	7.55 (12.27)	7.68 (11.58)
B. Standard deviation of inflation				8.56 (3.59)	8.60 (3.51)	8.73 (3.18)	7.97 (5.08)
C. Inflation: most recent year				8.57 (7.17)	7.46 (12.7)	9.29 (3.55)	9.22 (3.9)
D. Freedom to own foreign currency bank accounts				5.00	0.00	0.00	5.00
4. Freedom to Trade Internationally				5.68	6.12	6.06	6.15
A. Tariffs				6.75	7.98	7.89	8.03
(i) Revenue from trade taxes (% of trade sector)					8.90 (1.65)	8.63 (2.05)	9.12 (1.32)
(ii) Mean tariff rate				7.38 (13.1)	7.98 (10.1)	7.98 (10.1)	7.94 (10.3)
(iii) Standard deviation of tariff rates				6.13 (9.68)	7.05 (7.37)	7.05 (7.37)	7.03 (7.42)
B. Regulatory trade barriers			6.50	5.10	5.65	5.52	5.74
(i) Non-tariff trade barriers				4.68	4.82	4.84	4.08
(ii) Compliance cost of importing and exporting			6.50	5.53	6.49	6.20	7.40
C. Black-market exchange rates				10.00	10.00	10.00	10.00
D. Controls of the movement of capital and people		0.00	1.66	0.85	0.85	0.85	0.85
(i) Financial openness		0.00	1.66	1.66	1.66	1.66	1.66
(ii) Capital controls				0.00	0.00	0.00	0.00
(iii) Freedom of foreigners to visit				0.90	0.89	0.89	0.89
5. Regulation			5.29	4.74	5.79	5.34	6.23
A. Credit Market regulations				7.16	8.94	6.67	9.67
(i) Ownership of banks					10.00	10.00	10.00
(ii) Private sector credit				5.31	6.82	0.00	10.00
(iii) Interest rate controls / negative real interest rates				9.00	10.00	10.00	9.00
B. Labor Market regulations				2.96	2.76	3.17	3.07
(i) Hiring regulations and minimum wage				2.80	1.67	3.33	3.33
(ii) Hiring and firing regulations				3.01	3.90	4.18	3.63
(iii) Centralized collective bargaining				5.25	4.97	5.51	5.44
(iv) Hours regulations				6.70	6.00	6.00	6.00
(v) Mandated cost of worker dismissal				0.00	0.00	0.00	0.00
(vi) Conscription				0.00	0.00	0.00	0.00
C. Business regulations			5.59	4.11	5.66	6.18	5.97
(i) Administrative requirements				2.01	4.33	3.66	3.30
(ii) Bureaucracy costs				2.31	4.24	2.67	2.67
(iii) Starting a business			5.64	5.73	9.46	9.20	8.33
(iv) Impartial public administration	5.92	2.79	3.71	3.71	3.73	4.68	4.75
(v) Licensing restrictions				3.50	4.78	9.10	8.98
(vi) Cost of tax compliance			7.42	7.42	7.42	7.76	7.76

Myanmar

	1980	1990	2000	2005	2010	2015	2018
Summary Ratings (Rank)	Rating (Rank) 3.21 (109)	Rating (Rank) 2.48 (117)	Rating (Rank) 3.68 (125)	Rating (Rank) 3.60 (140)	Rating (Rank) 3.93 (152)	Rating (Rank) 5.54 (144)	Rating (Rank) 5.81 (142)
	Rating (Data)	Rating (Data)	Rating (Data)	Rating (Data)	Rating (Data)	Rating (Data)	Rating (Data)
1. Size of Government			4.76	4.21	4.83	6.68	7.50
A. Government consumption			8.28 (11.86)	10.00 (4.1)	7.04 (16.07)	2.89 (30.17)	5.44 (21.49)
B. Transfers and subsidies						9.93 (0.77)	9.90 (0.88)
C. Government investment			3.92 (36.27)	0.00 (50.21)	4.24 (35.14)	7.57 (23.5)	8.67 (19.64)
D. Top marginal tax rate			5.00	5.00	5.00	9.00	9.00
(i) Top marginal income tax rate			5.00 (40)	5.00 (40)	5.00 (40)	9.00 (25)	9.00 (25)
(ii) Top marginal income and payroll tax rate			5.00 (40)	5.00 (40)	5.00 (40)	9.00 (25)	9.00 (25)
E. State ownership of assets	0.40	1.85	1.85	1.85	3.03	4.03	4.48
2. Legal System and Property Rights	2.50	2.48	4.20	2.93	3.04	3.56	3.72
A. Judicial independence	1.95	1.90	3.86	2.39	2.59	3.16	3.49
B. Impartial courts	3.49	3.08	4.22	2.66	2.79	3.32	3.80
C. Protection of property rights	2.79	3.28	5.51	3.30	3.38	3.84	3.70
D. Military interference in rule of law and politics	1.67	1.67	0.83	0.83	1.67	2.50	2.50
E. Integrity of the legal system	3.09	2.95	3.84	3.84	4.14	5.09	5.39
F. Legal enforcement of contracts			6.25	1.87	1.87	1.87	1.87
G. Regulatory restrictions on sale of real property			6.41	5.50	5.50	6.72	7.36
H. Reliability of police			3.92	3.92	3.29	3.10	3.10
<i>Gender Legal Rights Adjustment</i>	0.93	0.93	0.93	0.93	0.93	0.93	0.90
3. Sound Money	6.90	4.23	5.53	4.96	5.73	6.30	6.73
A. Money growth	9.26 (3.69)	7.46 (12.7)	6.93 (15.36)	7.10 (14.51)	7.71 (11.43)	7.78 (11.1)	9.10 (4.5)
B. Standard deviation of inflation	8.59 (3.53)	3.16 (17.09)	5.22 (11.96)	4.60 (13.49)	6.76 (8.1)	9.58 (1.06)	9.21 (1.96)
C. Inflation: most recent year	9.75 (1.24)	6.29 (18.54)	9.98 (-0.11)	8.13 (9.37)	8.46 (7.72)	7.84 (10.8)	8.63 (6.87)
D. Freedom to own foreign currency bank accounts	0.00	0.00	0.00	0.00	0.00	0.00	0.00
4. Freedom to Trade Internationally	0.45	0.28	0.00	1.81	1.78	5.40	4.89
A. Tariffs	0.53	0.00	0.00	5.42	5.35	8.43	8.43
(i) Revenue from trade taxes (% of trade sector)	0.53 (14.2)	0.00 (19.35)	0.00 (19.8)	0.00 (57.21)	0.00 (57.21)	9.09 (1.36)	9.25 (1.13)
(ii) Mean tariff rate				9.10 (4.5)	8.88 (5.6)	8.88 (5.6)	8.70 (6.5)
(iii) Standard deviation of tariff rates				7.16 (7.11)	7.16 (7.11)	7.31 (6.72)	7.35 (6.63)
B. Regulatory trade barriers						2.92	0.89
(i) Non-tariff trade barriers						4.98	
(ii) Compliance cost of importing and exporting						0.86	0.89
C. Black-market exchange rates	0.00	0.00	0.00	0.00	0.00	10.00	10.00
D. Controls of the movement of capital and people	0.83	0.83	0.00	0.00	0.00	0.26	0.26
(i) Financial openness	1.66	1.66	0.00	0.00	0.00	0.00	0.00
(ii) Capital controls	0.00	0.00	0.00	0.00	0.00	0.77	0.77
(iii) Freedom of foreigners to visit				0.00	0.00	0.00	0.00
5. Regulation	2.96	2.95	3.93	4.11	4.29	5.77	6.22
A. Credit Market regulations	0.47	0.50	3.42	4.00	5.08	5.89	6.01
(i) Ownership of banks	0.00	0.00	0.00	0.00	0.00	0.00	0.00
(ii) Private sector credit	1.40	1.49	3.26	1.99	5.25	7.67	8.04
(iii) Interest rate controls / negative real interest rates	0.00	0.00	7.00	10.00	10.00	10.00	10.00
B. Labor Market regulations						5.59	5.23
(i) Hiring regulations and minimum wage						8.90	8.90
(ii) Hiring and firing regulations						5.22	
(iii) Centralized collective bargaining						7.42	
(iv) Hours regulations						8.00	8.00
(v) Mandated cost of worker dismissal						4.01	4.01
(vi) Conscription	3.00	3.00	3.00	3.00	0.00	0.00	0.00
C. Business regulations						5.83	7.41
(i) Administrative requirements						3.24	
(ii) Bureaucracy costs					3.33	1.33	6.00
(iii) Starting a business						9.16	9.64
(iv) Impartial public administration	0.46	0.26	1.24	1.24	3.08	5.07	5.07
(v) Licensing restrictions						9.36	9.48
(vi) Cost of tax compliance						6.84	6.84

Namibia

	1980	1990	2000	2005	2010	2015	2018
	Rating (Rank)	Rating (Rank)	Rating (Rank)	Rating (Rank)	Rating (Rank)	Rating (Rank)	Rating (Rank)
Summary Ratings (Rank)		5.28 (68)	6.42 (75)	6.59 (78)	6.69 (90)	6.63 (97)	6.52 (107)
	Rating (Data)	Rating (Data)	Rating (Data)	Rating (Data)	Rating (Data)	Rating (Data)	Rating (Data)
1. Size of Government	6.03	4.81	5.42	6.36	6.75	6.14	5.56
A. Government consumption	3.40 (28.44)	1.50 (34.91)	2.24 (32.4)	4.41 (24.99)	3.30 (28.79)	3.79 (27.11)	4.38 (25.1)
B. Transfers and subsidies		9.26 (3.2)	9.33 (2.96)	9.41 (2.66)	8.98 (4.25)	8.33 (6.64)	8.65 (5.47)
C. Government investment		3.26 (38.6)	5.07 (32.27)	5.51 (30.71)	10.00 (13.17)	6.51 (27.23)	3.21 (38.77)
D. Top marginal tax rate			5.00	7.00	6.00	6.00	6.00
(i) Top marginal income tax rate			5.00 (36)	7.00 (35)	6.00 (37)	6.00 (37)	6.00 (37)
(ii) Top marginal income and payroll tax rate			5.00 (36)	7.00 (35)	6.00 (37)	6.00 (37)	6.00 (37)
E. State ownership of assets	8.67	5.24	5.45	5.45	5.49	6.10	5.57
2. Legal System and Property Rights	2.36	3.74	6.56	6.41	6.48	6.35	6.18
A. Judicial independence	3.40	5.93	6.30	6.23	5.89	6.07	5.86
B. Impartial courts	4.73	6.09	6.26	5.48	5.67	5.67	5.53
C. Protection of property rights	3.71	6.38	5.22	5.85	5.76	6.33	6.09
D. Military interference in rule of law and politics	3.33	3.33	10.00	10.00	10.00	10.00	10.00
E. Integrity of the legal system	3.69	4.87	8.41	7.54	7.54	7.69	7.62
F. Legal enforcement of contracts		6.25	6.25	6.25	6.25	4.82	4.82
G. Regulatory restrictions on sale of real property		6.38	6.38	6.28	4.76	4.48	4.63
H. Reliability of police			3.63	3.63	5.97	5.74	5.43
<i>Gender Legal Rights Adjustment</i>	0.25	0.33	1.00	1.00	1.00	1.00	0.98
3. Sound Money		5.44	6.07	6.48	6.36	6.64	6.73
A. Money growth			7.57 (12.15)	8.97 (5.17)	8.24 (8.82)	8.99 (5.06)	9.14 (4.31)
B. Standard deviation of inflation		7.99 (5.03)	8.70 (3.25)	7.40 (6.49)	8.12 (4.71)	8.25 (4.37)	8.62 (3.44)
C. Inflation: most recent year		8.33 (8.34)	8.00 (10.02)	9.55 (2.26)	9.11 (4.47)	9.32 (3.41)	9.14 (4.29)
D. Freedom to own foreign currency bank accounts		0.00	0.00	0.00	0.00	0.00	0.00
4. Freedom to Trade Internationally		5.85	5.97	5.87	6.15	5.99	5.91
A. Tariffs	8.12	6.14	5.40	5.70	6.24	5.58	5.56
(i) Revenue from trade taxes (% of trade sector)		5.13 (7.3)	1.63 (12.55)	3.04 (10.44)	5.19 (7.21)	2.81 (10.79)	2.79 (10.81)
(ii) Mean tariff rate	8.12 (9.4)	7.80 (11)	8.56 (7.2)	8.88 (5.6)	8.46 (7.7)	8.48 (7.6)	8.46 (7.7)
(iii) Standard deviation of tariff rates		5.48 (11.3)	6.00 (10)	5.17 (12.08)	5.07 (12.32)	5.44 (11.4)	5.44 (11.4)
B. Regulatory trade barriers			7.67	5.74	6.02	5.66	5.34
(i) Non-tariff trade barriers				5.25	5.80	6.05	5.41
(ii) Compliance cost of importing and exporting			7.67	6.23	6.23	5.27	5.27
C. Black-market exchange rates		9.40	10.00	10.00	10.00	10.00	10.00
D. Controls of the movement of capital and people		2.00	0.83	2.05	2.32	2.73	2.73
(i) Financial openness			1.66	1.66	1.66	1.66	1.66
(ii) Capital controls		2.00	0.00	0.00	0.77	0.77	0.77
(iii) Freedom of foreigners to visit				4.50	4.54	5.75	5.75
5. Regulation		6.57	8.10	7.81	7.70	8.03	8.21
A. Credit Market regulations		7.68	9.79	9.99	8.67	9.00	9.55
(i) Ownership of banks			10.00	10.00	10.00	10.00	10.00
(ii) Private sector credit		9.37	9.36	9.98	6.00	7.00	8.65
(iii) Interest rate controls / negative real interest rates		6.00	10.00	10.00	10.00	10.00	10.00
B. Labor Market regulations			7.55	7.61	7.71	8.14	8.17
(i) Hiring regulations and minimum wage			10.00	10.00	10.00	10.00	10.00
(ii) Hiring and firing regulations			3.17	3.68	3.57	4.28	4.63
(iii) Centralized collective bargaining			6.33	6.18	6.42	6.30	6.15
(iv) Hours regulations			8.00	8.00	8.00	10.00	10.00
(v) Mandated cost of worker dismissal			7.78	7.78	8.27	8.27	8.27
(vi) Conscription		10.00	10.00	10.00	10.00	10.00	10.00
C. Business regulations			6.96	5.84	6.72	6.95	6.91
(i) Administrative requirements				2.87	3.98	4.96	4.80
(ii) Bureaucracy costs				3.45	6.36	5.78	4.22
(iii) Starting a business			7.08	6.77	7.71	7.77	8.18
(iv) Impartial public administration	6.04	7.19	8.01	8.01	8.01	7.88	9.36
(v) Licensing restrictions				8.15	8.47	8.68	8.31
(vi) Cost of tax compliance			5.80	5.80	5.80	6.61	6.61

Nepal

	1980	1990	2000	2005	2010	2015	2018
Summary Ratings (Rank)	Rating (Rank) 4.85 (67)	Rating (Rank) 4.77 (87)	Rating (Rank) 6.02 (84)	Rating (Rank) 6.46 (90)	Rating (Rank) 6.52 (97)	Rating (Rank) 6.49 (104)	Rating (Rank) 6.48 (109)
	Rating (Data)	Rating (Data)	Rating (Data)	Rating (Data)	Rating (Data)	Rating (Data)	Rating (Data)
1. Size of Government	4.73	3.88	6.07	8.06	8.21	7.93	6.92
A. Government consumption	9.55 (7.54)	9.00 (9.4)	8.60 (10.77)	8.45 (11.27)	8.40 (11.45)	8.16 (12.27)	7.58 (14.22)
B. Transfers and subsidies					9.62 (1.89)	9.36 (2.84)	9.21 (3.41)
C. Government investment	2.91 (39.83)	0.63 (47.8)	3.98 (36.05)	10.00 (14.64)	8.50 (20.26)	9.00 (18.5)	7.18 (24.86)
D. Top marginal tax rate					7.00	5.00	
(i) Top marginal income tax rate					7.00 (35)	5.00 (36)	
(ii) Top marginal income and payroll tax rate					7.00 (35)	5.00 (36)	
E. State ownership of assets	1.73	2.02	5.61	5.73	6.34	6.12	5.63
2. Legal System and Property Rights	3.14	3.92	4.68	5.28	5.26	4.76	4.64
A. Judicial independence	3.20	3.84	4.59	4.50	4.10	4.78	4.34
B. Impartial courts	3.09	4.07	3.90	3.57	3.40	3.67	3.82
C. Protection of property rights	5.55	6.02	4.93	4.82	4.40	5.02	5.15
D. Military interference in rule of law and politics			10.00	10.00	10.00		
E. Integrity of the legal system	4.30	5.15	7.93	7.92	8.25	6.42	6.17
F. Legal enforcement of contracts		3.37	5.56	5.44	5.69	3.37	3.34
G. Regulatory restrictions on sale of real property		7.77	7.77	7.80	8.26	8.33	7.98
H. Reliability of police			3.45	3.45	3.21	4.67	5.10
<i>Gender Legal Rights Adjustment</i>	0.56	0.56	0.56	0.78	0.78	0.84	0.81
3. Sound Money	6.10	6.26	6.97	6.60	6.26	6.40	6.89
A. Money growth	8.07 (9.66)	7.71 (11.47)	9.19 (-4.05)	8.91 (-5.46)	8.34 (8.32)	8.02 (9.88)	9.14 (4.3)
B. Standard deviation of inflation	7.86 (5.36)	9.48 (1.29)	9.19 (2.03)	8.86 (2.86)	8.72 (3.2)	9.16 (2.1)	9.27 (1.83)
C. Inflation: most recent year	8.48 (7.61)	7.86 (10.71)	9.50 (2.48)	8.63 (6.84)	8.00 (9.98)	8.43 (7.87)	9.16 (4.2)
D. Freedom to own foreign currency bank accounts	0.00	0.00	0.00	0.00	0.00	0.00	0.00
4. Freedom to Trade Internationally	5.25	4.15	5.95	6.36	6.23	6.56	6.59
A. Tariffs	4.92	4.81	6.10	6.14	6.29	6.18	6.06
(i) Revenue from trade taxes (% of trade sector)	4.27 (8.6)	4.13 (8.8)	6.59 (5.11)	5.97 (6.05)	5.72 (6.42)	5.59 (6.62)	5.00 (7.5)
(ii) Mean tariff rate	5.58 (22.1)	5.48 (22.6)	7.06 (14.7)	7.06 (14.7)	7.54 (12.3)	7.54 (12.3)	7.58 (12.1)
(iii) Standard deviation of tariff rates			4.64 (13.4)	5.39 (11.54)	5.62 (10.95)	5.42 (11.44)	5.60 (11.01)
B. Regulatory trade barriers				4.58	4.72	6.15	6.40
(i) Non-tariff trade barriers				4.79	4.90	5.56	4.86
(ii) Compliance cost of importing and exporting				4.37	4.54	6.75	7.94
C. Black-market exchange rates	10.00	6.80	10.00	10.00	10.00	10.00	10.00
D. Controls of the movement of capital and people	0.83	0.83	1.74	4.72	3.89	3.89	3.89
(i) Financial openness	1.66	1.66	1.66	1.66	1.66	1.66	1.66
(ii) Capital controls	0.00	0.00	1.82	2.50	0.00	0.00	0.00
(iii) Freedom of foreigners to visit				10.00	10.00	10.00	10.00
5. Regulation	5.01	5.62	6.45	6.02	6.65	6.82	7.36
A. Credit Market regulations	4.00	5.56	6.25	7.23	8.21	8.33	9.33
(i) Ownership of banks	0.00	0.00	0.00	2.00	8.00	8.00	8.00
(ii) Private sector credit	6.00	6.68	8.76	9.68	9.64	10.00	10.00
(iii) Interest rate controls / negative real interest rates	6.00	10.00	10.00	10.00	7.00	7.00	10.00
B. Labor Market regulations			6.81	5.91	5.90	5.75	6.48
(i) Hiring regulations and minimum wage			5.60	4.40	3.33	3.33	6.67
(ii) Hiring and firing regulations				3.56	4.13	3.01	4.03
(iii) Centralized collective bargaining				5.86	5.35	5.58	5.60
(iv) Hours regulations			10.00	10.00	10.00	10.00	10.00
(v) Mandated cost of worker dismissal			1.66	1.66	2.60	2.60	2.60
(vi) Conscription	10.00	10.00	10.00	10.00	10.00	10.00	10.00
C. Business regulations			6.28	4.93	5.84	6.36	6.25
(i) Administrative requirements				3.07	3.13	3.50	3.55
(ii) Bureaucracy costs				4.18	5.76	4.89	5.78
(iii) Starting a business			8.23	8.18	8.68	9.18	9.07
(iv) Impartial public administration	3.22	4.61	5.19	4.33	5.22	4.89	4.38
(v) Licensing restrictions				4.41	5.93	9.49	8.98
(vi) Cost of tax compliance			5.43	5.43	6.35	6.20	5.77

Netherlands

	1980	1990	2000	2005	2010	2015	2018
	Rating (Rank)	Rating (Rank)	Rating (Rank)	Rating (Rank)	Rating (Rank)	Rating (Rank)	Rating (Rank)
Summary Ratings (Rank)	7.36 (8)	7.62 (12)	8.03 (13)	7.85 (16)	7.70 (24)	7.85 (23)	7.82 (24)
	Rating (Data)	Rating (Data)	Rating (Data)	Rating (Data)	Rating (Data)	Rating (Data)	Rating (Data)
1. Size of Government	4.68	5.42	4.96	5.20	4.43	4.82	5.23
A. Government consumption	5.23 (22.22)	5.93 (19.85)	2.54 (31.37)	2.05 (33.02)	0.42 (38.56)	1.11 (36.22)	1.34 (35.46)
B. Transfers and subsidies	2.13 (29.4)	2.32 (28.7)	2.79 (26.97)	4.55 (20.51)	3.02 (26.12)	3.51 (24.3)	3.90 (22.88)
C. Government investment	8.35 (20.77)	9.46 (16.87)	9.35 (17.27)	8.79 (19.23)	8.14 (21.52)	9.82 (15.64)	9.65 (16.21)
D. Top marginal tax rate	0.00	1.50	2.50	3.00	3.00	3.00	3.00
(i) Top marginal income tax rate	0.00 (72)	3.00 (60)	3.00 (52)	3.00 (52)	3.00 (52)	3.00 (52)	3.00 (52)
(ii) Top marginal income and payroll tax rate		0.00 (63)	2.00 (54)	3.00 (52)	3.00 (52)	3.00 (52)	3.00 (52)
E. State ownership of assets	7.69	7.89	7.62	7.62	7.56	6.65	8.25
2. Legal System and Property Rights	7.48	7.85	8.01	7.95	7.86	7.96	7.94
A. Judicial independence	6.29	7.38	7.48	7.27	7.23	7.42	7.27
B. Impartial courts	5.68	7.70	7.97	7.75	7.26	7.39	7.21
C. Protection of property rights	6.51	6.98	7.80	7.62	7.04	7.44	7.58
D. Military interference in rule of law and politics	10.00	10.00	10.00	10.00	10.00	10.00	10.00
E. Integrity of the legal system	8.39	8.51	8.51	8.51	8.51	8.43	8.63
F. Legal enforcement of contracts	8.00	6.55	6.55	6.55	6.44	6.32	6.57
G. Regulatory restrictions on sale of real property		7.80	7.80	7.90	7.86	7.95	7.95
H. Reliability of police			7.99	7.99	8.51	8.72	8.32
<i>Gender Legal Rights Adjustment</i>	1.00	1.00	1.00	1.00	1.00	1.00	1.00
3. Sound Money	9.43	9.64	9.57	9.46	9.56	9.75	9.31
A. Money growth	9.47 (2.64)	9.45 (2.74)	9.26 (3.7)	8.87 (5.64)	8.92 (5.4)	9.34 (3.32)	7.89 (10.54)
B. Standard deviation of inflation	9.35 (1.63)	9.58 (1.04)	9.54 (1.15)	9.30 (1.75)	9.57 (1.08)	9.78 (0.54)	9.68 (0.79)
C. Inflation: most recent year	8.90 (5.52)	9.54 (2.31)	9.50 (2.52)	9.66 (1.7)	9.75 (1.27)	9.88 (0.6)	9.66 (1.7)
D. Freedom to own foreign currency bank accounts	10.00	10.00	10.00	10.00	10.00	10.00	10.00
4. Freedom to Trade Internationally	9.00	9.15	9.50	8.71	8.79	8.82	8.62
A. Tariffs	8.99	8.44	9.18	8.39	8.34	8.36	8.12
(i) Revenue from trade taxes (% of trade sector)	9.73 (0.4)	9.67 (0.5)	9.78 (0.33)	9.59 (0.62)	9.63 (0.55)	9.10 (1.35)	9.13 (1.3)
(ii) Mean tariff rate	8.24 (8.8)	8.52 (7.4)	9.52 (2.4)	9.46 (2.7)	8.98 (5.1)	8.98 (5.1)	8.96 (5.2)
(iii) Standard deviation of tariff rates		7.12 (7.2)	8.24 (4.4)	6.13 (9.67)	6.41 (8.98)	7.00 (7.5)	6.26 (9.36)
B. Regulatory trade barriers			9.21	8.15	8.30	8.20	8.56
(i) Non-tariff trade barriers			9.25	7.01	7.31	6.44	7.15
(ii) Compliance cost of importing and exporting			9.17	9.29	9.29	9.96	9.98
C. Black-market exchange rates	10.00	10.00	10.00	10.00	10.00	10.00	10.00
D. Controls of the movement of capital and people	8.00	9.00	9.61	8.29	8.53	8.74	7.79
(i) Financial openness		10.00	10.00	10.00	10.00	10.00	7.17
(ii) Capital controls	8.00	8.00	9.23	8.46	9.17	8.46	8.46
(iii) Freedom of foreigners to visit				6.40	6.42	7.74	7.74
5. Regulation	6.21	6.05	8.11	7.93	7.88	7.92	7.99
A. Credit Market regulations	9.44	9.26	10.00	9.99	8.87	8.11	8.00
(i) Ownership of banks	10.00	10.00	10.00	10.00	8.00	5.00	5.00
(ii) Private sector credit	8.33	7.78	10.00	9.96	8.61	9.33	10.00
(iii) Interest rate controls / negative real interest rates	10.00	10.00	10.00	10.00	10.00	10.00	9.00
B. Labor Market regulations	2.97	2.83	5.73	6.67	6.72	7.33	7.63
(i) Hiring regulations and minimum wage			4.47	8.30	6.67	6.67	6.67
(ii) Hiring and firing regulations		3.38	2.58	3.17	3.57	5.03	6.40
(iii) Centralized collective bargaining	5.18	4.49	4.40	4.14	4.09	4.76	5.18
(iv) Hours regulations	2.73	2.46	4.51	6.00	6.00	10.00	10.00
(v) Mandated cost of worker dismissal			8.42	8.42	10.00	7.53	7.53
(vi) Conscription	1.00	1.00	10.00	10.00	10.00	10.00	10.00
C. Business regulations			8.59	7.14	8.06	8.31	8.34
(i) Administrative requirements			7.73	3.64	4.15	4.96	5.66
(ii) Bureaucracy costs			9.10	5.99	8.64	9.11	9.56
(iii) Starting a business			9.29	9.40	9.52	9.82	9.85
(iv) Impartial public administration	9.63	9.63	9.63	9.63	9.63	9.01	8.02
(v) Licensing restrictions				7.01	7.85	8.29	8.29
(vi) Cost of tax compliance			7.20	7.20	8.58	8.67	8.67

New Zealand

	1980	1990	2000	2005	2010	2015	2018
Summary Ratings (Rank)	Rating (Rank) 6.39 (22)	Rating (Rank) 7.97 (10)	Rating (Rank) 8.40 (6)	Rating (Rank) 8.35 (5)	Rating (Rank) 8.24 (4)	Rating (Rank) 8.50 (3)	Rating (Rank) 8.53 (3)
	Rating (Data)	Rating (Data)	Rating (Data)	Rating (Data)	Rating (Data)	Rating (Data)	Rating (Data)
1. Size of Government	4.30	5.82	6.56	6.26	5.57	6.57	6.62
A. Government consumption	5.12 (22.59)	5.54 (21.17)	4.84 (23.56)	4.87 (23.45)	4.00 (26.4)	4.63 (24.25)	4.74 (23.88)
B. Transfers and subsidies	4.17 (21.9)	2.64 (27.5)	6.90 (11.87)	7.10 (11.16)	5.82 (15.84)	6.29 (14.13)	6.32 (14)
C. Government investment	5.11 (32.11)	6.67 (26.65)	8.81 (19.18)	7.07 (25.27)	5.07 (32.25)	6.98 (25.56)	7.34 (24.31)
D. Top marginal tax rate	2.00	7.00	5.00	5.00	5.00	7.00	7.00
(i) Top marginal income tax rate	2.00 (61.5)	7.00 (33)	5.00 (39)	5.00 (39)	5.00 (36)	7.00 (33)	7.00 (33)
(ii) Top marginal income and payroll tax rate		7.00 (33)	5.00 (40.3)	5.00 (40)	5.00 (37)	7.00 (34)	7.00 (34)
E. State ownership of assets	5.09	7.26	7.26	7.26	7.93	7.93	7.70
2. Legal System and Property Rights	7.48	8.34	8.10	8.07	8.14	8.38	8.25
A. Judicial independence	6.69	7.73	7.59	7.50	7.69	7.70	7.65
B. Impartial courts	5.68	7.85	7.89	7.56	7.38	7.47	7.14
C. Protection of property rights	6.60	6.95	6.03	6.36	5.95	7.34	7.38
D. Military interference in rule of law and politics	10.00	10.00	10.00	10.00	10.00	10.00	10.00
E. Integrity of the legal system	8.44	8.44	8.44	8.27	8.02	8.04	8.03
F. Legal enforcement of contracts		7.50	7.50	7.50	7.48	7.18	7.18
G. Regulatory restrictions on sale of real property		9.90	9.90	9.93	9.93	9.95	9.90
H. Reliability of police			7.46	7.46	8.67	9.35	8.68
<i>Gender Legal Rights Adjustment</i>	1.00	1.00	1.00	1.00	1.00	1.00	1.00
3. Sound Money	6.31	8.64	9.54	9.65	9.65	9.51	9.79
A. Money growth	9.11 (4.46)	7.25 (13.76)	9.19 (4.06)	9.73 (1.36)	9.84 (-0.81)	8.86 (5.7)	9.95 (0.26)
B. Standard deviation of inflation	9.20 (2)	7.84 (5.39)	9.48 (1.29)	9.47 (1.33)	9.34 (1.66)	9.22 (1.96)	9.53 (1.17)
C. Inflation: most recent year	6.93 (15.36)	9.46 (2.7)	9.48 (2.62)	9.39 (3.04)	9.42 (2.91)	9.95 (0.23)	9.68 (1.6)
D. Freedom to own foreign currency bank accounts	0.00	10.00	10.00	10.00	10.00	10.00	10.00
4. Freedom to Trade Internationally	7.48	8.85	9.40	8.91	8.89	8.83	8.86
A. Tariffs	7.87	6.56	9.01	8.88	9.10	9.13	9.14
(i) Revenue from trade taxes (% of trade sector)	8.33 (2.5)	8.87 (1.7)	9.47 (0.79)	9.30 (1.04)	8.81 (1.79)	8.83 (1.76)	8.88 (1.68)
(ii) Mean tariff rate	7.40 (13)	7.10 (14.5)	9.32 (3.4)	9.00 (5)	9.58 (2.1)	9.60 (2)	9.60 (2)
(iii) Standard deviation of tariff rates		3.72 (15.7)	8.24 (4.4)	8.33 (4.17)	8.92 (2.69)	8.96 (2.6)	8.94 (2.64)
B. Regulatory trade barriers			9.38	8.90	8.86	7.96	8.09
(i) Non-tariff trade barriers			9.09	9.04	8.95	7.20	7.45
(ii) Compliance cost of importing and exporting			9.67	8.76	8.76	8.72	8.74
C. Black-market exchange rates	10.00	10.00	10.00	10.00	10.00	10.00	10.00
D. Controls of the movement of capital and people	4.58	10.00	9.23	7.86	7.60	8.22	8.22
(i) Financial openness	4.16	10.00	10.00	10.00	10.00	10.00	10.00
(ii) Capital controls	5.00	10.00	8.46	7.69	6.92	6.92	6.92
(iii) Freedom of foreigners to visit				5.90	5.86	7.74	7.74
5. Regulation	6.38	8.18	8.42	8.89	8.96	9.20	9.14
A. Credit Market regulations	6.18	9.59	9.83	10.00	9.61	10.00	10.00
(i) Ownership of banks	5.00	10.00	10.00	10.00	10.00	10.00	10.00
(ii) Private sector credit	7.54	8.77	9.49	10.00	8.84	10.00	10.00
(iii) Interest rate controls / negative real interest rates	6.00	10.00	10.00	10.00	10.00	10.00	10.00
B. Labor Market regulations	6.58	6.78	6.60	8.51	8.51	8.82	8.63
(i) Hiring regulations and minimum wage			3.62	8.90	8.90	8.90	8.90
(ii) Hiring and firing regulations		7.62	3.07	4.46	4.54	6.02	5.28
(iii) Centralized collective bargaining	5.18	5.18	8.05	7.68	7.61	8.02	7.62
(iv) Hours regulations	4.57	4.31	4.84	10.00	10.00	10.00	10.00
(v) Mandated cost of worker dismissal			10.00	10.00	10.00	10.00	10.00
(vi) Conscription	10.00	10.00	10.00	10.00	10.00	10.00	10.00
C. Business regulations			8.82	8.15	8.76	8.79	8.78
(i) Administrative requirements			7.47	4.13	5.01	5.08	5.19
(ii) Bureaucracy costs			7.80	6.13	9.70	10.00	9.78
(iii) Starting a business			9.61	9.61	9.96	9.98	9.98
(iv) Impartial public administration	10.00	10.00	10.00	10.00	10.00	10.00	9.88
(v) Licensing restrictions				9.81	9.81	9.40	9.40
(vi) Cost of tax compliance			9.22	9.22	8.07	8.30	8.43

Nicaragua

	1980	1990	2000	2005	2010	2015	2018
	Rating (Rank)	Rating (Rank)	Rating (Rank)	Rating (Rank)	Rating (Rank)	Rating (Rank)	Rating (Rank)
Summary Ratings (Rank)	4.04 (97)	3.22 (114)	7.14 (42)	7.43 (43)	7.18 (57)	7.17 (68)	7.05 (74)
	Rating (Data)	Rating (Data)	Rating (Data)	Rating (Data)	Rating (Data)	Rating (Data)	Rating (Data)
1. Size of Government	5.99	4.08	7.80	8.71	7.73	7.11	6.62
A. Government consumption	6.09 (19.29)	0.00 (42.57)	6.72 (17.14)	8.91 (9.72)	7.38 (14.9)	6.85 (16.7)	6.52 (17.84)
B. Transfers and subsidies	9.02 (4.1)	8.28 (6.8)	8.53 (5.88)	10.00 (0.4)	9.84 (1.08)	10.00 (0.46)	10.00 (0.38)
C. Government investment		1.33 (45.35)	7.76 (22.85)	8.67 (19.65)	7.28 (24.53)	6.97 (25.61)	5.88 (29.42)
D. Top marginal tax rate	5.00		6.00	6.00	8.00	6.00	6.00
(i) Top marginal income tax rate	5.00 (50)		8.00 (30)	8.00 (30)	8.00 (30)	8.00 (30)	8.00 (30)
(ii) Top marginal income and payroll tax rate			4.00 (44)	4.00 (44)	8.00 (30)	4.00 (44)	4.00 (45)
E. State ownership of assets	3.85	6.72	9.99	9.99	6.14	5.74	4.68
2. Legal System and Property Rights	3.36	3.85	4.12	4.36	4.50	4.44	4.26
A. Judicial independence	1.95	3.22	2.74	2.51	2.27	2.24	2.03
B. Impartial courts	3.84	3.69	3.24	3.20	3.27	3.32	2.92
C. Protection of property rights	4.65	3.60	3.73	4.39	4.10	4.34	4.33
D. Military interference in rule of law and politics	3.33	3.33	3.33	3.89	5.00	4.17	4.20
E. Integrity of the legal system	4.01	4.43	6.11	6.21	5.73	5.42	4.26
F. Legal enforcement of contracts		4.77	4.77	4.77	5.75	5.14	5.14
G. Regulatory restrictions on sale of real property		5.49	5.49	6.51	7.73	7.30	6.97
H. Reliability of police			5.45	5.45	4.13	4.50	5.09
<i>Gender Legal Rights Adjustment</i>	0.89	0.89	0.89	0.89	0.90	0.95	0.95
3. Sound Money	5.78	0.00	8.66	8.85	8.29	8.90	9.42
A. Money growth	5.91 (20.47)	0.00 (1589.23)	7.58 (12.11)	8.34 (8.3)	6.55 (17.27)	7.34 (13.29)	9.63 (1.83)
B. Standard deviation of inflation	4.56 (13.61)	0.00 (4792.48)	9.26 (1.85)	8.96 (2.59)	7.70 (5.74)	9.05 (2.38)	9.02 (2.45)
C. Inflation: most recent year	2.68 (36.62)	0.00 (5012.69)	7.81 (10.94)	8.08 (9.6)	8.91 (5.45)	9.20 (4)	9.01 (4.95)
D. Freedom to own foreign currency bank accounts	10.00	0.00	10.00	10.00	10.00	10.00	10.00
4. Freedom to Trade Internationally	0.90	4.97	8.27	7.94	8.19	8.15	8.14
A. Tariffs	2.10	6.09	8.77	8.31	8.49	8.47	8.51
(i) Revenue from trade taxes (% of trade sector)	4.20 (8.7)	7.13 (4.3)	8.84 (1.74)	9.16 (1.26)	9.51 (0.73)	9.55 (0.68)	9.65 (0.53)
(ii) Mean tariff rate	0.00 (54)	5.04 (24.8)	9.36 (3.2)	8.64 (6.8)	8.88 (5.6)	8.86 (5.7)	8.86 (5.7)
(iii) Standard deviation of tariff rates			8.12 (4.7)	7.13 (7.17)	7.07 (7.34)	7.01 (7.47)	7.04 (7.41)
B. Regulatory trade barriers			5.48	4.24	5.83	5.65	5.57
(i) Non-tariff trade barriers			3.78	3.70	4.94	4.97	5.06
(ii) Compliance cost of importing and exporting			7.17	4.77	6.72	6.33	6.07
C. Black-market exchange rates	0.00	8.00	10.00	10.00	10.00	10.00	10.00
D. Controls of the movement of capital and people	0.60	0.83	8.85	9.23	8.46	8.46	8.46
(i) Financial openness	1.20	1.66	10.00	10.00	10.00	10.00	10.00
(ii) Capital controls	0.00	0.00	7.69	7.69	5.38	5.38	5.38
(iii) Freedom of foreigners to visit				10.00	10.00	10.00	10.00
5. Regulation	4.16	3.18	6.83	7.31	7.18	7.26	6.82
A. Credit Market regulations	0.00	0.00	8.05	9.33	9.51	9.42	9.39
(i) Ownership of banks				10.00	10.00	10.00	10.00
(ii) Private sector credit		0.00	7.10	9.00	9.54	9.26	9.18
(iii) Interest rate controls / negative real interest rates	0.00	0.00	9.00	9.00	9.00	9.00	9.00
B. Labor Market regulations			6.39	7.17	6.44	6.46	5.91
(i) Hiring regulations and minimum wage			3.63	7.80	6.67	6.67	6.67
(ii) Hiring and firing regulations			6.12	5.70	5.39	5.47	4.98
(iii) Centralized collective bargaining			6.65	7.58	6.34	6.37	5.53
(iv) Hours regulations			4.00	4.00	4.00	4.00	2.00
(v) Mandated cost of worker dismissal			7.96	7.96	6.26	6.26	6.26
(vi) Conscription	5.00	0.00	10.00	10.00	10.00	10.00	10.00
C. Business regulations			6.04	5.42	5.59	5.90	5.15
(i) Administrative requirements			6.03	3.24	3.74	2.96	3.32
(ii) Bureaucracy costs			5.18	4.62	4.85	3.56	3.56
(iii) Starting a business			7.23	7.37	7.62	8.87	8.86
(iv) Impartial public administration	5.05	5.65	4.44	4.56	3.08	4.76	0.20
(v) Licensing restrictions				5.44	6.59	7.54	7.24
(vi) Cost of tax compliance			7.31	7.31	7.68	7.75	7.75

Niger

	1980	1990	2000	2005	2010	2015	2018
	Rating (Rank)	Rating (Rank)	Rating (Rank)	Rating (Rank)	Rating (Rank)	Rating (Rank)	Rating (Rank)
Summary Ratings (Rank)	5.12 (60)	4.84 (86)	5.35 (111)	5.12 (133)	5.80 (133)	5.71 (138)	5.85 (139)
	Rating (Data)	Rating (Data)	Rating (Data)	Rating (Data)	Rating (Data)	Rating (Data)	Rating (Data)
1. Size of Government	7.39	4.34	4.89	7.13	8.35	6.53	6.32
A. Government consumption	8.19 (12.15)	7.63 (14.06)	7.91 (13.1)	6.69 (17.27)	6.77 (16.97)	5.49 (21.33)	6.45 (18.06)
B. Transfers and subsidies	9.46 (2.5)			10.00 (0.38)	9.84 (1.09)	9.84 (1.09)	9.84 (1.09)
C. Government investment	8.55 (20.07)	0.00 (64.8)	0.00 (58.51)	5.07 (32.25)	10.00 (14.98)	5.49 (30.79)	4.51 (34.21)
D. Top marginal tax rate						5.00	5.00
(i) Top marginal income tax rate						7.00 (35)	7.00 (35)
(ii) Top marginal income and payroll tax rate						3.00 (46)	3.00 (46)
E. State ownership of assets	3.36	5.39	6.75	6.75	6.79	6.82	5.82
2. Legal System and Property Rights	3.15	3.05	2.80	2.75	3.86	3.67	3.87
A. Judicial independence	3.77	4.64	4.11	4.21	4.63	4.56	4.85
B. Impartial courts	3.78	4.04	4.03	3.92	4.28	4.23	4.33
C. Protection of property rights	4.09	4.92	4.61	4.61	4.65	4.61	4.70
D. Military interference in rule of law and politics	6.67	6.67	6.67	5.00	3.68	3.33	3.30
E. Integrity of the legal system	6.17	5.85	5.01	5.01	4.95	4.89	4.74
F. Legal enforcement of contracts		2.74	3.12	3.12	2.74	3.16	4.40
G. Regulatory restrictions on sale of real property		4.34	4.34	5.36	5.72	6.38	7.32
H. Reliability of police			2.96	2.96	4.47	4.47	4.47
<i>Gender Legal Rights Adjustment</i>	0.29	0.29	0.29	0.29	0.76	0.65	0.63
3. Sound Money	4.90	7.08	8.25	6.47	6.61	6.78	6.94
A. Money growth	5.92 (20.42)	9.78 (-1.1)	9.04 (-4.78)	8.98 (-5.11)	7.82 (10.88)	8.06 (9.71)	8.85 (-5.73)
B. Standard deviation of inflation	7.86 (5.35)	8.86 (2.85)	9.54 (1.14)	8.46 (3.85)	8.77 (3.07)	9.27 (1.84)	9.49 (1.28)
C. Inflation: most recent year	5.84 (20.82)	9.68 (-1.6)	9.42 (2.9)	8.44 (7.8)	9.84 (0.8)	9.80 (1.01)	9.41 (2.97)
D. Freedom to own foreign currency bank accounts	0.00	0.00	5.00	0.00	0.00	0.00	0.00
4. Freedom to Trade Internationally	4.94	4.92	6.14	4.24	4.50	5.50	5.76
A. Tariffs	4.40	3.47	7.60	5.19	6.24	6.13	6.13
(i) Revenue from trade taxes (% of trade sector)	4.40 (8.4)	3.47 (9.8)		0.86 (13.71)	3.82 (9.27)	3.82 (9.27)	3.82 (9.27)
(ii) Mean tariff rate			7.60 (12)	7.46 (12.7)	7.62 (11.9)	7.56 (12.2)	7.56 (12.2)
(iii) Standard deviation of tariff rates				7.26 (6.84)	7.29 (6.78)	7.02 (7.44)	7.02 (7.44)
B. Regulatory trade barriers				1.22	1.22	4.37	5.40
(i) Non-tariff trade barriers							6.42
(ii) Compliance cost of importing and exporting				1.22	1.22	4.37	4.38
C. Black-market exchange rates	9.60	9.20	10.00	10.00	10.00	10.00	10.00
D. Controls of the movement of capital and people	0.83	2.08	0.83	0.55	0.55	1.51	1.51
(i) Financial openness	1.66	4.16	1.66	1.66	1.66	1.66	1.66
(ii) Capital controls	0.00	0.00	0.00	0.00	0.00	0.77	0.77
(iii) Freedom of foreigners to visit				0.00	0.00	2.10	2.10
5. Regulation	5.20	4.81	4.68	5.02	5.69	6.07	6.33
A. Credit Market regulations	4.30	6.13	5.67	7.54	8.12	7.09	7.13
(i) Ownership of banks	2.00	2.00	5.00	10.00	10.00	8.00	10.00
(ii) Private sector credit	8.91	8.38	8.01	8.63	9.37	8.27	6.40
(iii) Interest rate controls / negative real interest rates	2.00	8.00	4.00	4.00	5.00	5.00	5.00
B. Labor Market regulations			3.14	3.14	3.85	4.26	4.26
(i) Hiring regulations and minimum wage			1.10	1.10	0.00	1.67	1.67
(ii) Hiring and firing regulations							
(iii) Centralized collective bargaining							
(iv) Hours regulations			4.70	4.70	6.00	8.00	8.00
(v) Mandated cost of worker dismissal			6.76	6.76	9.40	7.38	7.38
(vi) Conscription		0.00	0.00	0.00	0.00	0.00	0.00
C. Business regulations			5.24	4.39	5.10	6.86	7.60
(i) Administrative requirements							
(ii) Bureaucracy costs					3.94	2.22	4.89
(iii) Starting a business			3.10	3.35	6.34	9.18	9.56
(iv) Impartial public administration	8.78	4.85	5.64	5.64	6.65	6.85	7.33
(v) Licensing restrictions				1.60	1.59	9.06	9.26
(vi) Cost of tax compliance			6.97	6.97	6.97	6.97	6.97

Nigeria

	1980	1990	2000	2005	2010	2015	2018
	Rating (Rank)	Rating (Rank)	Rating (Rank)	Rating (Rank)	Rating (Rank)	Rating (Rank)	Rating (Rank)
Summary Ratings (Rank)	3.74 (102)	3.79 (106)	4.95 (117)	6.19 (98)	6.17 (118)	6.63 (97)	6.93 (81)
	Rating (Data)	Rating (Data)	Rating (Data)	Rating (Data)	Rating (Data)	Rating (Data)	Rating (Data)
1. Size of Government	3.25	4.49	5.53	8.16	7.45	8.47	8.18
A. Government consumption	6.58 (17.64)	5.48 (21.37)	7.56 (14.28)	9.15 (8.91)	8.35 (11.6)	9.47 (7.8)	9.76 (6.82)
B. Transfers and subsidies					9.86 (1.02)	9.87 (0.99)	9.87 (0.99)
C. Government investment		5.77 (29.81)	0.00 (51.55)	8.93 (18.74)	7.02 (25.42)	9.86 (15.48)	8.27 (21.07)
D. Top marginal tax rate	0.00	2.00	9.00	9.00	7.00	7.00	7.00
(i) Top marginal income tax rate	0.00 (70)	2.00 (55)	9.00 (25)	9.00 (25)	9.00 (25)	9.00 (24)	9.00 (24)
(ii) Top marginal income and payroll tax rate			9.00 (25)	9.00 (25)	5.00 (37)	5.00 (38)	5.00 (38)
E. State ownership of assets	3.17	4.69	5.57	5.57	5.02	6.16	6.03
2. Legal System and Property Rights	3.43	2.60	3.18	3.60	3.64	3.76	3.58
A. Judicial independence	3.13	2.88	3.59	3.74	4.01	4.45	4.09
B. Impartial courts	3.42	3.68	3.46	3.45	3.80	3.55	3.61
C. Protection of property rights	5.55	4.03	3.92	4.56	4.18	4.75	4.69
D. Military interference in rule of law and politics	1.67	1.67	3.75	3.33	2.78	3.33	3.30
E. Integrity of the legal system	3.60	3.14	5.26	4.15	4.42	4.61	4.60
F. Legal enforcement of contracts	4.00	3.53	3.53	4.29	4.29	3.31	5.09
G. Regulatory restrictions on sale of real property		0.00	0.00	3.45	3.45	5.23	4.55
H. Reliability of police			2.91	2.91	3.33	3.32	3.05
<i>Gender Legal Rights Adjustment</i>	0.93	0.93	0.93	0.93	0.93	0.85	0.74
3. Sound Money	5.91	4.14	5.37	6.41	6.59	7.94	8.97
A. Money growth	6.70 (16.51)	6.06 (19.72)	5.93 (20.35)	7.74 (11.3)	6.11 (19.46)	9.19 (-4.04)	9.76 (1.2)
B. Standard deviation of inflation	9.44 (1.39)	1.93 (20.18)	1.95 (20.12)	6.46 (8.86)	8.00 (4.99)	9.37 (1.58)	8.53 (3.68)
C. Inflation: most recent year	7.52 (12.42)	8.57 (7.16)	8.61 (6.93)	6.43 (17.86)	7.26 (13.72)	8.20 (9.02)	7.58 (12.09)
D. Freedom to own foreign currency bank accounts	0.00	0.00	5.00	5.00	5.00	5.00	10.00
4. Freedom to Trade Internationally	1.58	2.96	4.37	5.62	6.13	5.63	6.03
A. Tariffs	3.91	3.49	3.76	7.04	7.26	7.29	7.24
(i) Revenue from trade taxes (% of trade sector)	4.33 (8.5)	7.33 (4)					
(ii) Mean tariff rate	3.48 (32.6)	3.14 (34.3)		7.68 (11.6)	7.66 (11.7)	7.58 (12.1)	7.58 (12.1)
(iii) Standard deviation of tariff rates		0.00 (30.8)	3.76 (15.6)	6.40 (9)	6.86 (7.84)	7.00 (7.5)	6.90 (7.74)
B. Regulatory trade barriers			4.43	4.80	5.18	3.17	3.44
(i) Non-tariff trade barriers			3.20	4.48	4.65	6.35	6.31
(ii) Compliance cost of importing and exporting			5.67	5.11	5.72	0.00	0.57
C. Black-market exchange rates	0.00	5.40	5.68	7.86	9.42	8.45	10.00
D. Controls of the movement of capital and people	0.83	0.00	3.59	2.80	2.67	3.61	3.46
(i) Financial openness	1.66	0.00	1.80	3.01	3.01	3.01	3.01
(ii) Capital controls	0.00	0.00	5.38	5.38	5.00	5.83	5.38
(iii) Freedom of foreigners to visit				0.00	0.00	1.99	1.99
5. Regulation	4.51	4.76	6.29	7.17	7.05	7.33	7.88
A. Credit Market regulations	2.00	3.56	6.53	9.81	8.41	8.56	8.99
(i) Ownership of banks	2.00	2.00	5.00	10.00	10.00	10.00	10.00
(ii) Private sector credit		8.69	6.60	9.44	9.22	6.69	6.97
(iii) Interest rate controls / negative real interest rates	2.00	0.00	8.00	10.00	6.00	9.00	10.00
B. Labor Market regulations			7.37	8.11	8.02	8.92	8.96
(i) Hiring regulations and minimum wage			4.79	10.00	7.77	10.00	10.00
(ii) Hiring and firing regulations			7.15	6.62	6.93	6.25	6.06
(iii) Centralized collective bargaining			6.93	6.69	7.36	7.29	7.72
(iv) Hours regulations			10.00	10.00	10.00	10.00	10.00
(v) Mandated cost of worker dismissal			5.36	5.36	6.05	10.00	10.00
(vi) Conscriptation	10.00	10.00	10.00	10.00	10.00	10.00	10.00
C. Business regulations			4.97	3.58	4.74	4.51	5.68
(i) Administrative requirements			7.83	3.72	4.38	3.28	2.85
(ii) Bureaucracy costs			6.03	3.16	3.64	1.11	1.78
(iii) Starting a business			7.59	8.05	8.17	8.87	9.49
(iv) Impartial public administration	2.18	1.99	3.39	3.39	3.61	4.65	4.62
(v) Licensing restrictions				3.16	8.62	9.14	9.20
(vi) Cost of tax compliance			0.00	0.00	0.00	0.00	6.15

North Macedonia

	1980	1990	2000	2005	2010	2015	2018
	Rating (Rank)	Rating (Rank)	Rating (Rank)	Rating (Rank)	Rating (Rank)	Rating (Rank)	Rating (Rank)
Summary Ratings (Rank)				6.73 (74)	7.06 (68)	7.24 (64)	7.15 (71)
	Rating (Data)	Rating (Data)	Rating (Data)	Rating (Data)	Rating (Data)	Rating (Data)	Rating (Data)
1. Size of Government			6.55	6.87	6.84	6.90	7.20
A. Government consumption			6.94 (16.42)	6.03 (19.51)	6.03 (19.49)	6.00 (19.59)	6.13 (19.16)
B. Transfers and subsidies				6.81 (12.21)	4.76 (19.74)	5.57 (16.76)	5.48 (17.08)
C. Government investment			7.02 (25.41)	8.05 (21.83)	6.01 (28.96)	7.13 (25.05)	8.12 (21.57)
D. Top marginal tax rate				6.00	8.50	8.50	8.50
(i) Top marginal income tax rate				9.00 (24)	10.00 (10)	10.00 (10)	10.00 (10)
(ii) Top marginal income and payroll tax rate				3.00 (47)	7.00 (34)	7.00 (34)	7.00 (34)
E. State ownership of assets			5.69	7.46	8.90	7.32	7.76
2. Legal System and Property Rights		5.60	4.44	4.52	4.71	4.98	4.56
A. Judicial independence	3.76	4.93	4.28	4.07	3.66	3.17	2.90
B. Impartial courts		4.43	3.60	3.97	4.00	4.13	3.64
C. Protection of property rights		6.59	4.69	4.65	4.71	5.47	5.31
D. Military interference in rule of law and politics			1.67	1.67	1.70		
E. Integrity of the legal system		6.26	5.21	5.28	5.08	5.04	5.42
F. Legal enforcement of contracts		4.62	4.62	5.55	5.79	3.94	3.95
G. Regulatory restrictions on sale of real property		7.39	7.39	7.00	8.23	8.38	8.38
H. Reliability of police			4.70	4.70	5.26	6.63	3.91
<i>Gender Legal Rights Adjustment</i>	0.96	0.96	0.96	0.96	0.96	0.90	0.90
3. Sound Money				7.59	7.97	8.31	8.14
A. Money growth			7.20 (13.98)	6.01 (19.95)	8.05 (9.76)	9.00 (5.02)	8.56 (7.18)
B. Standard deviation of inflation				9.36 (1.59)	9.16 (2.11)	9.32 (1.69)	9.28 (1.8)
C. Inflation: most recent year				9.99 (0.04)	9.68 (1.61)	9.94 (-0.3)	9.71 (1.46)
D. Freedom to own foreign currency bank accounts				5.00	5.00	5.00	5.00
4. Freedom to Trade Internationally				7.31	7.46	7.82	7.73
A. Tariffs				9.01	8.05	8.23	8.27
(i) Revenue from trade taxes (% of trade sector)				8.83 (1.75)	9.35 (0.97)	9.57 (0.65)	9.59 (0.61)
(ii) Mean tariff rate				9.18 (4.1)	8.46 (7.7)	8.62 (6.9)	8.66 (6.7)
(iii) Standard deviation of tariff rates					6.34 (9.16)	6.49 (8.76)	6.54 (8.64)
B. Regulatory trade barriers			7.50	5.95	6.98	7.69	7.28
(i) Non-tariff trade barriers				5.56	5.48	5.78	4.95
(ii) Compliance cost of importing and exporting			7.50	6.34	8.47	9.60	9.61
C. Black-market exchange rates				10.00	10.00	10.00	10.00
D. Controls of the movement of capital and people			1.66	4.29	4.81	5.36	5.36
(i) Financial openness			1.66	4.49	4.49	4.49	4.49
(ii) Capital controls				0.77	2.31	3.08	3.08
(iii) Freedom of foreigners to visit				7.60	7.63	8.52	8.52
5. Regulation			6.23	7.34	8.30	8.17	8.12
A. Credit Market regulations				10.00	9.65	9.59	9.82
(i) Ownership of banks				10.00	10.00	10.00	10.00
(ii) Private sector credit				10.00	8.94	8.77	9.47
(iii) Interest rate controls / negative real interest rates				10.00	10.00	10.00	10.00
B. Labor Market regulations				5.89	7.81	7.24	7.11
(i) Hiring regulations and minimum wage				3.90	7.23	7.23	7.23
(ii) Hiring and firing regulations				5.06	5.58	5.27	4.33
(iii) Centralized collective bargaining				7.80	8.27	5.20	5.74
(iv) Hours regulations				6.00	8.00	8.00	8.00
(v) Mandated cost of worker dismissal				7.59	7.76	7.76	7.38
(vi) Conscription				5.00	10.00	10.00	10.00
C. Business regulations			7.47	6.12	7.45	7.66	7.43
(i) Administrative requirements				3.20	3.59	4.46	3.31
(ii) Bureaucracy costs				5.29	8.79	9.33	8.89
(iii) Starting a business			8.10	8.98	9.88	9.93	9.49
(iv) Impartial public administration			5.39	6.65	5.75	4.12	4.80
(v) Licensing restrictions				3.66	8.01	9.46	9.43
(vi) Cost of tax compliance			8.92	8.92	8.67	8.67	8.67

Norway

	1980	1990	2000	2005	2010	2015	2018
	Rating (Rank)	Rating (Rank)	Rating (Rank)	Rating (Rank)	Rating (Rank)	Rating (Rank)	Rating (Rank)
Summary Ratings (Rank)	6.36 (23)	7.21 (19)	7.77 (23)	7.70 (22)	7.62 (31)	7.31 (58)	7.60 (43)
	Rating (Data)	Rating (Data)	Rating (Data)	Rating (Data)	Rating (Data)	Rating (Data)	Rating (Data)
1. Size of Government	4.83	4.56	5.39	5.75	5.45	5.26	5.18
A. Government consumption	3.36 (28.57)	3.06 (29.59)	2.76 (30.62)	2.13 (32.75)	1.81 (33.83)	1.42 (35.16)	1.46 (35.03)
B. Transfers and subsidies	4.11 (22.1)	2.70 (27.3)	4.76 (19.72)	5.11 (18.44)	4.88 (19.3)	4.95 (19.02)	4.95 (19.05)
C. Government investment	10.00 (14.62)	8.38 (20.67)	9.45 (16.94)	9.53 (16.66)	8.58 (19.99)	8.64 (19.75)	7.82 (22.61)
D. Top marginal tax rate	0.00	2.00	3.50	5.50	5.50	4.50	3.50
(i) Top marginal income tax rate	0.00 (75)	3.00 (51)	5.00 (47.5)	7.00 (40)	7.00 (40)	6.00 (39)	5.00 (38)
(ii) Top marginal income and payroll tax rate		1.00 (64)	2.00 (64)	4.00 (54)	4.00 (54)	3.00 (54)	2.00 (53)
E. State ownership of assets	6.68	6.68	6.49	6.49	6.49	6.78	8.14
2. Legal System and Property Rights	7.92	8.45	8.39	8.49	8.35	8.48	8.14
A. Judicial independence	7.17	7.93	7.57	7.73	7.71	7.91	7.52
B. Impartial courts	5.68	7.81	7.74	7.82	7.31	7.44	6.96
C. Protection of property rights	7.00	7.30	7.10	7.60	7.30	7.48	7.46
D. Military interference in rule of law and politics	10.00	10.00	10.00	10.00	10.00	10.00	10.00
E. Integrity of the legal system	8.93	8.93	8.93	8.93	8.93	8.88	8.80
F. Legal enforcement of contracts	8.75	8.01	8.01	8.01	8.13	7.88	7.30
G. Regulatory restrictions on sale of real property		9.16	9.16	9.16	9.12	9.12	9.12
H. Reliability of police			8.63	8.63	8.34	9.14	7.98
<i>Gender Legal Rights Adjustment</i>	1.00	1.00	1.00	1.00	1.00	1.00	1.00
3. Sound Money	6.43	8.73	9.03	9.20	9.32	7.01	9.14
A. Money growth	9.41 (2.93)	6.77 (16.13)	9.17 (4.17)	8.64 (6.8)	9.93 (-0.33)	9.76 (-1.18)	8.47 (-7.67)
B. Standard deviation of inflation	8.95 (2.63)	8.91 (2.72)	7.55 (6.11)	8.45 (3.87)	7.82 (5.44)	8.73 (3.18)	8.64 (3.4)
C. Inflation: most recent year	7.38 (13.12)	9.23 (3.87)	9.38 (3.09)	9.70 (1.52)	9.52 (2.4)	9.57 (2.17)	9.45 (2.76)
D. Freedom to own foreign currency bank accounts	0.00	10.00	10.00	10.00	10.00	0.00	10.00
4. Freedom to Trade Internationally	7.25	8.24	8.62	7.60	7.57	7.90	7.82
A. Tariffs	9.28	8.63	7.55	6.07	6.16	6.19	6.20
(i) Revenue from trade taxes (% of trade sector)	9.80 (0.3)	9.80 (0.3)	9.88 (0.17)	9.92 (0.12)	9.89 (0.16)	9.90 (0.15)	9.91 (0.14)
(ii) Mean tariff rate	8.76 (6.2)	8.86 (5.7)	9.42 (2.9)	8.28 (8.6)	8.60 (7)	8.68 (6.6)	8.68 (6.6)
(iii) Standard deviation of tariff rates		7.24 (6.9)	3.36 (16.6)	0.00 (37.41)	0.00 (29.75)	0.00 (29.44)	0.00 (28.91)
B. Regulatory trade barriers			8.48	7.02	7.07	7.96	7.63
(i) Non-tariff trade barriers			7.80	4.90	4.99	6.07	5.41
(ii) Compliance cost of importing and exporting			9.17	9.14	9.14	9.85	9.85
C. Black-market exchange rates	9.40	10.00	10.00	10.00	10.00	10.00	10.00
D. Controls of the movement of capital and people	3.08	6.08	8.46	7.29	7.05	7.45	7.45
(i) Financial openness	4.16	4.16	10.00	10.00	10.00	10.00	10.00
(ii) Capital controls	2.00	8.00	6.92	5.38	4.62	4.62	4.62
(iii) Freedom of foreigners to visit				6.50	6.53	7.74	7.74
5. Regulation	5.35	6.08	7.41	7.46	7.38	7.90	7.73
A. Credit Market regulations	7.19	8.51	9.00	9.67	10.00	10.00	9.33
(i) Ownership of banks	10.00	8.00	10.00	10.00	10.00	10.00	10.00
(ii) Private sector credit	5.56	7.53	10.00	10.00	10.00	10.00	10.00
(iii) Interest rate controls / negative real interest rates	6.00	10.00	7.00	9.00	10.00	10.00	8.00
B. Labor Market regulations	3.52	3.64	4.62	4.86	4.34	5.23	5.42
(i) Hiring regulations and minimum wage			5.00	3.90	3.90	7.23	7.23
(ii) Hiring and firing regulations		4.88	2.05	2.83	2.94	4.35	4.54
(iii) Centralized collective bargaining	5.18	5.18	4.03	4.63	4.17	4.81	4.73
(iv) Hours regulations	4.40	3.52	4.84	6.00	4.00	4.00	6.00
(v) Mandated cost of worker dismissal			8.79	8.79	10.00	10.00	10.00
(vi) Conscription	1.00	1.00	3.00	3.00	1.00	1.00	0.00
C. Business regulations			8.62	7.87	7.81	8.48	8.44
(i) Administrative requirements			6.08	4.70	3.78	5.29	4.75
(ii) Bureaucracy costs			8.70	7.09	7.58	7.56	7.78
(iii) Starting a business			9.30	9.67	9.69	9.85	9.85
(iv) Impartial public administration	10.00	10.00	10.00	10.00	10.00	10.00	10.00
(v) Licensing restrictions				6.72	6.78	9.12	9.13
(vi) Cost of tax compliance			9.02	9.02	9.02	9.07	9.11

Oman

	1980	1990	2000	2005	2010	2015	2018
	Rating (Rank)	Rating (Rank)	Rating (Rank)	Rating (Rank)	Rating (Rank)	Rating (Rank)	Rating (Rank)
Summary Ratings (Rank)	4.97 (65)	6.33 (35)	7.04 (49)	6.95 (67)	6.80 (81)	6.58 (102)	6.79 (87)
	Rating (Data)	Rating (Data)	Rating (Data)	Rating (Data)	Rating (Data)	Rating (Data)	Rating (Data)
1. Size of Government	4.44	4.40	4.81	4.51	4.70	4.34	4.97
A. Government consumption	0.00 (47.45)	0.00 (58.84)	1.65 (34.4)	0.34 (38.84)	1.12 (36.2)	0.00 (45.33)	0.22 (39.24)
B. Transfers and subsidies	9.59 (2)	9.35 (2.9)	9.61 (1.92)	9.53 (2.22)	9.65 (1.8)	8.13 (7.35)	8.13 (7.35)
C. Government investment	0.00 (65.86)	0.00 (59.19)	0.13 (49.56)	0.00 (60.94)	0.00 (59.77)	0.00 (54.13)	1.79 (43.75)
D. Top marginal tax rate	10.00	10.00	10.00	10.00	10.00	10.00	10.00
(i) Top marginal income tax rate	10.00 (0)	10.00 (0)	10.00 (0)	10.00 (0)	10.00 (0)	10.00 (0)	10.00 (0)
(ii) Top marginal income and payroll tax rate		10.00 (0)	10.00 (0)	10.00 (0)	10.00 (0)	10.00 (17)	10.00 (17)
E. State ownership of assets	2.61	2.64	2.69	2.69	2.76	3.59	4.70
2. Legal System and Property Rights	3.36	4.23	4.79	4.77	5.24	5.49	5.57
A. Judicial independence	3.74	4.25	4.94	4.98	5.25	4.92	5.30
B. Impartial courts	4.62	5.60	5.88	5.93	6.09	5.74	6.15
C. Protection of property rights	4.86	4.86	4.94	5.02	5.43	6.24	6.66
D. Military interference in rule of law and politics	3.33	3.33	8.33	8.33	8.33	8.33	8.30
E. Integrity of the legal system	4.61	5.45	6.65	6.65	6.67	6.68	6.78
F. Legal enforcement of contracts		5.14	4.57	4.19	4.19	5.14	5.04
G. Regulatory restrictions on sale of real property		8.71	8.71	8.71	8.71	8.71	7.69
H. Reliability of police			4.26	4.26	8.22	8.76	8.55
<i>Gender Legal Rights Adjustment</i>	0.59	0.59	0.59	0.59	0.59	0.61	0.64
3. Sound Money	5.40	7.67	8.31	8.68	7.29	8.34	8.41
A. Money growth	9.35 (3.25)	9.47 (-2.67)	9.62 (-1.92)	8.75 (6.23)	7.57 (12.13)	8.63 (6.85)	8.65 (-6.75)
B. Standard deviation of inflation	2.24 (19.39)	4.54 (13.65)	3.88 (15.31)	6.32 (9.19)	2.21 (19.47)	4.75 (13.12)	5.15 (12.13)
C. Inflation: most recent year	0.00 (51.11)	6.68 (16.62)	9.75 (-1.27)	9.63 (1.86)	9.36 (3.2)	9.99 (0.07)	9.82 (0.88)
D. Freedom to own foreign currency bank accounts	10.00	10.00	10.00	10.00	10.00	10.00	10.00
4. Freedom to Trade Internationally		8.44	8.82	8.15	8.36	8.05	8.17
A. Tariffs		9.33	9.38	7.70	7.92	8.08	7.84
(i) Revenue from trade taxes (% of trade sector)		9.33 (1)	9.55 (0.67)	9.45 (0.83)	9.41 (0.89)	9.63 (0.56)	9.63 (0.56)
(ii) Mean tariff rate			9.06 (4.7)	9.24 (3.8)	8.90 (5.5)	8.90 (5.5)	8.88 (5.6)
(iii) Standard deviation of tariff rates			9.52 (1.2)	4.40 (13.99)	5.44 (11.4)	5.71 (10.73)	5.03 (12.43)
B. Regulatory trade barriers				6.70	7.64	6.54	7.29
(i) Non-tariff trade barriers					6.51	6.08	6.02
(ii) Compliance cost of importing and exporting				6.70	8.76	7.00	8.56
C. Black-market exchange rates	10.00	10.00	10.00	10.00	10.00	10.00	10.00
D. Controls of the movement of capital and people	6.00	6.00	7.08	8.19	7.90	7.56	7.56
(i) Financial openness	10.00	10.00	7.49	10.00	10.00	10.00	10.00
(ii) Capital controls	2.00	2.00	6.67	6.67	5.83	5.38	5.38
(iii) Freedom of foreigners to visit				7.90	7.85	7.30	7.30
5. Regulation	6.67	6.90	8.49	8.63	8.42	6.68	6.81
A. Credit Market regulations	8.89	9.28	9.45	10.00	8.95	6.67	5.98
(i) Ownership of banks	8.00	8.00	10.00	10.00	10.00	10.00	10.00
(ii) Private sector credit	9.79	9.85	8.34	10.00	9.84	0.00	0.94
(iii) Interest rate controls / negative real interest rates		10.00	10.00	10.00	7.00	10.00	7.00
B. Labor Market regulations			8.63	8.91	8.75	5.99	6.69
(i) Hiring regulations and minimum wage			8.90	10.00	10.00	7.77	8.90
(ii) Hiring and firing regulations					5.12	3.44	5.42
(iii) Centralized collective bargaining					7.38	6.73	7.15
(iv) Hours regulations			6.00	6.00	10.00	2.00	2.00
(v) Mandated cost of worker dismissal			9.63	9.63	10.00		
(vi) Conscription	10.00	10.00	10.00	10.00	10.00	10.00	10.00
C. Business regulations			7.40	6.98	7.57	7.39	7.76
(i) Administrative requirements					5.42	4.52	5.66
(ii) Bureaucracy costs					7.73	6.22	6.22
(iii) Starting a business			6.64	6.98	8.82	9.75	9.82
(iv) Impartial public administration	5.56	6.13	6.13	6.13	6.13	6.26	6.71
(v) Licensing restrictions				5.37	8.00	8.36	8.88
(vi) Cost of tax compliance			9.42	9.42	9.31	9.24	9.24

Pakistan

	1980	1990	2000	2005	2010	2015	2018
	Rating (Rank)	Rating (Rank)	Rating (Rank)	Rating (Rank)	Rating (Rank)	Rating (Rank)	Rating (Rank)
Summary Ratings (Rank)	4.35 (88)	4.93 (83)	5.30 (112)	5.92 (114)	6.04 (123)	5.84 (133)	6.07 (129)
	Rating (Data)	Rating (Data)	Rating (Data)	Rating (Data)	Rating (Data)	Rating (Data)	Rating (Data)
1. Size of Government	4.94	4.82	7.11	7.94	8.29	7.65	7.74
A. Government consumption	8.60 (10.77)	6.62 (17.49)	7.91 (13.12)	9.11 (9.04)	9.16 (8.84)	8.22 (12.04)	8.11 (12.43)
B. Transfers and subsidies	9.54 (2.2)	8.94 (4.4)	9.85 (1.05)	9.92 (0.79)	9.55 (2.17)	9.22 (3.37)	9.22 (3.37)
C. Government investment	0.00 (63.9)	0.48 (48.31)	4.28 (35.01)	7.17 (24.89)	6.79 (26.23)	6.70 (26.56)	5.14 (32)
D. Top marginal tax rate	2.00	3.00	7.00	7.00	10.00	8.00	10.00
(i) Top marginal income tax rate	2.00 (55)	3.00 (50)	7.00 (35)	7.00 (35)	10.00 (20)	8.00 (30)	10.00 (15)
(ii) Top marginal income and payroll tax rate		3.00 (50)	7.00 (35)	7.00 (35)	10.00 (20)	8.00 (30)	10.00 (15)
E. State ownership of assets	4.55	5.07	6.51	6.51	5.97	6.10	6.22
2. Legal System and Property Rights	3.20	3.73	3.39	3.60	3.80	3.49	3.83
A. Judicial independence	2.64	3.13	2.84	3.41	4.57	4.59	4.78
B. Impartial courts	4.24	3.81	3.35	3.49	3.71	3.71	4.04
C. Protection of property rights	5.82	6.59	4.47	4.97	4.69	4.27	4.75
D. Military interference in rule of law and politics	1.67	1.67	0.21	0.42	2.50	2.50	2.50
E. Integrity of the legal system	3.99	3.54	4.81	5.28	5.51	5.29	5.33
F. Legal enforcement of contracts	3.25	3.78	3.78	3.78	3.78	3.50	3.50
G. Regulatory restrictions on sale of real property		6.89	6.89	6.95	6.52	5.56	6.64
H. Reliability of police			4.13	4.13	3.60	3.52	4.73
<i>Gender Legal Rights Adjustment</i>	0.78	0.78	0.78	0.78	0.74	0.69	0.69
3. Sound Money	6.39	7.87	6.15	6.04	6.04	6.38	6.58
A. Money growth	8.05 (9.75)	8.72 (6.4)	8.55 (7.27)	6.92 (15.4)	8.94 (5.29)	8.29 (8.55)	8.27 (8.64)
B. Standard deviation of inflation	9.33 (1.67)	9.05 (2.38)	6.91 (7.73)	9.05 (2.38)	8.00 (5.01)	7.75 (5.63)	9.05 (2.37)
C. Inflation: most recent year	8.19 (9.06)	8.71 (6.45)	9.13 (4.37)	8.19 (9.06)	7.22 (13.88)	9.49 (2.54)	8.98 (5.08)
D. Freedom to own foreign currency bank accounts	0.00	5.00	0.00	0.00	0.00	0.00	0.00
4. Freedom to Trade Internationally	2.14	3.01	4.25	5.69	5.54	5.52	5.69
A. Tariffs	0.00	0.00	2.79	6.42	4.99	7.15	7.05
(i) Revenue from trade taxes (% of trade sector)	0.00 (15.3)	0.00 (15.21)	6.18 (5.73)	6.59 (5.12)	7.75 (3.37)	7.93 (3.1)	7.93 (3.1)
(ii) Mean tariff rate	0.00 (77.6)	0.00 (58.8)	0.68 (46.6)	7.08 (14.6)	7.22 (13.9)	7.54 (12.3)	7.58 (12.1)
(iii) Standard deviation of tariff rates		0.00 (34)	1.52 (21.2)	5.60 (11.01)	0.00 (27.11)	5.97 (10.09)	5.64 (10.89)
B. Regulatory trade barriers			8.00	6.35	6.09	3.87	4.66
(i) Non-tariff trade barriers				5.56	4.89	4.76	4.99
(ii) Compliance cost of importing and exporting			8.00	7.13	7.28	2.98	4.33
C. Black-market exchange rates	4.60	7.20	5.00	8.93	10.00	10.00	10.00
D. Controls of the movement of capital and people	1.83	1.83	1.21	1.08	1.07	1.07	1.07
(i) Financial openness	1.66	1.66	1.66	1.66	1.66	1.66	1.66
(ii) Capital controls	2.00	2.00	0.77	0.77	0.77	0.77	0.77
(iii) Freedom of foreigners to visit				0.80	0.77	0.77	0.77
5. Regulation	5.09	5.23	5.59	6.32	6.52	6.18	6.51
A. Credit Market regulations	4.29	4.97	6.00	8.92	8.56	8.09	8.09
(i) Ownership of banks	0.00	0.00	0.00	8.00	8.00	8.00	8.00
(ii) Private sector credit	6.87	8.90	7.99	8.75	7.68	6.28	6.26
(iii) Interest rate controls / negative real interest rates	6.00	6.00	10.00	10.00	10.00	10.00	10.00
B. Labor Market regulations			5.71	5.74	5.77	4.93	5.09
(i) Hiring regulations and minimum wage			3.30	2.20	2.23	1.10	1.10
(ii) Hiring and firing regulations			4.17	5.96	5.72	4.74	5.37
(iii) Centralized collective bargaining			7.17	6.63	6.09	5.12	5.48
(iv) Hours regulations			8.00	8.00	8.00	6.00	6.00
(v) Mandated cost of worker dismissal			1.66	1.66	2.60	2.60	2.60
(vi) Conscription	10.00	10.00	10.00	10.00	10.00	10.00	10.00
C. Business regulations			5.05	4.31	5.22	5.53	6.36
(i) Administrative requirements				3.45	3.62	4.00	4.65
(ii) Bureaucracy costs				1.91	5.91	5.11	5.11
(iii) Starting a business			8.92	9.01	9.21	9.29	9.40
(iv) Impartial public administration	3.18	2.52	2.52	2.52	2.01	1.64	3.31
(v) Licensing restrictions				5.25	6.82	6.60	8.87
(vi) Cost of tax compliance			3.72	3.72	3.72	6.51	6.83

Panama

	1980	1990	2000	2005	2010	2015	2018
Summary Ratings (Rank)	Rating (Rank) 6.09 (27)	Rating (Rank) 7.22 (18)	Rating (Rank) 7.65 (25)	Rating (Rank) 7.67 (27)	Rating (Rank) 7.52 (39)	Rating (Rank) 7.86 (20)	Rating (Rank) 7.80 (26)
	Rating (Data)	Rating (Data)	Rating (Data)	Rating (Data)	Rating (Data)	Rating (Data)	Rating (Data)
1. Size of Government	4.61	6.36	7.82	8.22	7.64	8.16	7.75
A. Government consumption	3.48 (28.18)	4.66 (24.15)	5.26 (22.1)	6.65 (17.4)	6.71 (17.2)	6.58 (17.63)	6.53 (17.79)
B. Transfers and subsidies	8.80 (4.9)	8.12 (7.4)	8.48 (6.06)	8.56 (5.8)	8.56 (5.8)	8.56 (5.8)	8.56 (5.8)
C. Government investment	2.86 (39.98)	10.00 (12.43)	10.00 (12.65)	10.00 (11.73)	9.08 (18.23)	10.00 (14)	10.00 (14.85)
D. Top marginal tax rate	3.00	2.50	7.50	8.00	6.00	6.50	6.50
(i) Top marginal income tax rate	3.00 (56)	3.00 (56)	8.00 (31.25)	9.00 (30)	8.00 (27)	9.00 (25)	9.00 (25)
(ii) Top marginal income and payroll tax rate		2.00 (64)	7.00 (38)	7.00 (36)	4.00 (43)	4.00 (42)	4.00 (42)
E. State ownership of assets	4.91	6.53	7.87	7.87	7.87	9.15	7.18
2. Legal System and Property Rights	4.00	4.92	5.31	5.40	5.28	5.68	5.44
A. Judicial independence	4.34	4.76	3.94	3.89	3.71	4.02	3.68
B. Impartial courts	3.45	4.60	4.13	4.14	4.49	4.22	4.36
C. Protection of property rights	5.69	5.33	4.57	5.28	5.13	6.36	5.77
D. Military interference in rule of law and politics	2.92	5.00	8.33	8.33	8.33	8.33	8.30
E. Integrity of the legal system	3.98	4.78	5.72	5.81	5.82	5.81	5.45
F. Legal enforcement of contracts		2.26	2.26	2.26	2.26	2.99	2.69
G. Regulatory restrictions on sale of real property		8.38	8.38	8.38	7.65	8.79	8.82
H. Reliability of police			5.92	5.92	5.64	6.14	5.46
<i>Gender Legal Rights Adjustment</i>	0.96	0.96	0.96	0.96	0.96	0.95	0.95
3. Sound Money	6.78	9.79	9.58	9.55	9.13	9.35	9.87
A. Money growth	8.23 (8.85)	9.75 (-1.23)	9.32 (3.39)	9.05 (4.76)	8.29 (8.56)	9.73 (1.37)	9.95 (0.23)
B. Standard deviation of inflation	5.62 (10.96)	9.54 (1.16)	9.28 (1.8)	9.80 (0.49)	8.92 (2.7)	7.71 (5.72)	9.67 (0.81)
C. Inflation: most recent year	3.26 (33.69)	9.89 (0.57)	9.70 (1.5)	9.35 (3.26)	9.30 (3.49)	9.97 (0.13)	9.85 (0.76)
D. Freedom to own foreign currency bank accounts	10.00	10.00	10.00	10.00	10.00	10.00	10.00
4. Freedom to Trade Internationally	8.98	8.13	8.55	8.34	8.47	8.93	8.92
A. Tariffs	7.93	5.40	7.49	7.95	7.88	8.09	8.30
(i) Revenue from trade taxes (% of trade sector)	7.93 (3.1)	8.80 (1.8)	7.33 (4)	8.94 (1.59)	8.94 (1.59)	9.51 (0.73)	9.56 (0.66)
(ii) Mean tariff rate		2.00 (40)	8.10 (9.5)	8.52 (7.4)	8.56 (7.2)	8.64 (6.8)	8.98 (5.1)
(iii) Standard deviation of tariff rates			7.04 (7.4)	6.38 (9.05)	6.14 (9.66)	6.11 (9.72)	6.37 (9.08)
B. Regulatory trade barriers			6.73	6.97	7.58	7.64	7.39
(i) Non-tariff trade barriers			4.95	5.09	6.31	6.38	5.87
(ii) Compliance cost of importing and exporting			8.50	8.85	8.85	8.90	8.90
C. Black-market exchange rates	10.00	10.00	10.00	10.00	10.00	10.00	10.00
D. Controls of the movement of capital and people	9.00	9.00	10.00	8.43	8.44	10.00	10.00
(i) Financial openness	10.00	10.00	10.00	10.00	10.00	10.00	10.00
(ii) Capital controls	8.00	8.00	10.00	10.00	10.00	10.00	10.00
(iii) Freedom of foreigners to visit				5.30	5.31	10.00	10.00
5. Regulation	6.10	6.88	6.97	6.83	7.07	7.19	7.02
A. Credit Market regulations	8.47	9.33	9.21	9.33	9.18	9.11	9.11
(i) Ownership of banks	8.00	8.00	8.00	8.00	8.00	8.00	8.00
(ii) Private sector credit	8.95	10.00	9.64	10.00	9.54	9.33	9.33
(iii) Interest rate controls / negative real interest rates		10.00	10.00	10.00	10.00	10.00	10.00
B. Labor Market regulations			5.61	5.16	5.10	5.08	5.00
(i) Hiring regulations and minimum wage			3.76	1.10	2.23	2.23	2.23
(ii) Hiring and firing regulations			4.15	3.37	3.56	4.19	3.63
(iii) Centralized collective bargaining			5.85	6.59	6.67	5.93	5.99
(iv) Hours regulations			4.00	4.00	4.00	4.00	4.00
(v) Mandated cost of worker dismissal			5.92	5.92	4.13	4.13	4.13
(vi) Conscription	10.00	10.00	10.00	10.00	10.00	10.00	10.00
C. Business regulations			6.08	6.00	6.93	7.37	6.95
(i) Administrative requirements			6.93	3.07	4.05	4.59	3.95
(ii) Bureaucracy costs			3.90	4.69	7.42	7.33	6.67
(iii) Starting a business			9.16	9.17	9.64	9.75	9.75
(iv) Impartial public administration	1.85	5.79	6.70	6.95	6.95	7.90	6.74
(v) Licensing restrictions				8.39	8.90	9.32	9.20
(vi) Cost of tax compliance			3.72	3.72	4.60	5.33	5.43

Papua New Guinea

	1980	1990	2000	2005	2010	2015	2018
	Rating (Rank)	Rating (Rank)	Rating (Rank)	Rating (Rank)	Rating (Rank)	Rating (Rank)	Rating (Rank)
Summary Ratings (Rank)	5.54 (39)	6.01 (44)	5.86 (93)	6.48 (86)	6.96 (75)	6.26 (117)	6.39 (111)
	Rating (Data)	Rating (Data)	Rating (Data)	Rating (Data)	Rating (Data)	Rating (Data)	Rating (Data)
1. Size of Government	4.15	6.22	5.80	6.37	6.97	5.59	5.78
A. Government consumption	3.50 (28.12)	3.06 (29.61)	3.80 (27.08)	6.88 (16.61)	8.26 (11.91)	3.63 (27.66)	3.35 (28.61)
B. Transfers and subsidies		9.10 (3.8)	9.92 (0.79)	9.12 (3.74)	9.12 (3.74)	7.26 (10.57)	7.98 (7.92)
C. Government investment	2.46 (41.37)	8.46 (20.39)					
D. Top marginal tax rate		4.00	3.00	3.00	4.00	5.00	6.00
(i) Top marginal income tax rate		4.00 (45)	3.00 (47)	3.00 (47)	5.00 (42)	5.00 (42)	6.00 (42)
(ii) Top marginal income and payroll tax rate		4.00 (45)	3.00 (47)	3.00 (47)	3.00 (47)	5.00 (42)	6.00 (42)
E. State ownership of assets	6.49	6.49	6.49	6.49	6.49	6.49	5.81
2. Legal System and Property Rights	6.14	5.36	3.97	4.59	5.41	4.40	4.45
A. Judicial independence	4.94	5.06	3.77	6.28	6.22	4.54	4.54
B. Impartial courts	5.04	4.55	3.89	4.21	4.26	4.35	4.26
C. Protection of property rights	6.29	6.29	4.40	5.94	5.73	4.34	4.34
D. Military interference in rule of law and politics	8.33	8.33	5.00	5.42	7.50	7.50	7.50
E. Integrity of the legal system	6.12	5.36	4.52	4.66	4.87	5.33	5.13
F. Legal enforcement of contracts		1.01	1.01	1.01	1.01	1.01	1.01
G. Regulatory restrictions on sale of real property		6.93	6.93	6.96	6.96	6.93	6.93
H. Reliability of police			2.21	2.21	8.41	3.07	5.65
<i>Gender Legal Rights Adjustment</i>	1.00	1.00	1.00	1.00	0.93	0.90	0.81
3. Sound Money	6.06	6.65	6.27	7.08	7.27	6.50	6.47
A. Money growth	8.71 (6.47)	9.05 (4.73)	9.73 (1.36)	6.58 (17.12)	7.83 (10.87)	9.59 (2.03)	9.36 (-3.2)
B. Standard deviation of inflation	6.95 (7.63)	8.39 (4.02)	8.49 (3.78)	7.08 (7.3)	7.47 (6.33)	7.61 (5.96)	7.47 (6.33)
C. Inflation: most recent year	8.58 (7.09)	9.17 (4.13)	6.88 (15.6)	9.66 (1.7)	8.80 (6.02)	8.80 (6.01)	9.06 (4.72)
D. Freedom to own foreign currency bank accounts	0.00	0.00	0.00	5.00	5.00	0.00	0.00
4. Freedom to Trade Internationally		5.87	5.47	6.11	7.18	7.60	7.48
A. Tariffs	7.80	6.93	4.80	6.15	7.06	7.25	6.72
(i) Revenue from trade taxes (% of trade sector)	7.80 (3.3)	5.27 (7.1)	6.03 (5.96)	6.61 (5.08)	6.61 (5.08)	6.61 (5.08)	6.61 (5.08)
(ii) Mean tariff rate		8.60 (7)	5.78 (21.1)	8.78 (6.1)	8.98 (5.1)	9.06 (4.7)	9.14 (4.3)
(iii) Standard deviation of tariff rates			2.60 (18.5)	3.05 (17.38)	5.57 (11.07)	6.09 (9.78)	4.41 (13.98)
B. Regulatory trade barriers				6.17	6.17	5.72	6.71
(i) Non-tariff trade barriers						7.31	7.16
(ii) Compliance cost of importing and exporting				6.17	6.17	4.14	6.25
C. Black-market exchange rates		8.60	10.00	10.00	10.00	10.00	10.00
D. Controls of the movement of capital and people	2.08	2.08	1.60	2.13	5.49	7.42	6.48
(i) Financial openness	4.16	4.16	1.66	4.49	6.89	7.49	4.66
(ii) Capital controls	0.00	0.00	1.54	0.00	7.69	7.69	7.69
(iii) Freedom of foreigners to visit				1.90	1.88	7.08	7.08
5. Regulation	5.82	5.94	7.81	8.24	7.98	7.21	7.75
A. Credit Market regulations	6.37	6.87	8.14	9.24	8.70	8.44	8.48
(i) Ownership of banks	5.00	5.00	5.00	10.00	10.00	10.00	10.00
(ii) Private sector credit	7.75	8.73	9.42	8.71	7.10	5.31	5.44
(iii) Interest rate controls / negative real interest rates			10.00	9.00	9.00	10.00	10.00
B. Labor Market regulations			8.82	8.82	8.69	7.29	8.69
(i) Hiring regulations and minimum wage			8.90	8.90	7.77	6.67	7.77
(ii) Hiring and firing regulations						5.41	
(iii) Centralized collective bargaining						4.65	
(iv) Hours regulations			10.00	10.00	10.00	10.00	10.00
(v) Mandated cost of worker dismissal			6.38	6.38	7.01	7.01	7.01
(vi) Conscription	10.00	10.00	10.00	10.00	10.00	10.00	10.00
C. Business regulations			6.47	6.66	6.54	5.90	6.06
(i) Administrative requirements						4.17	
(ii) Bureaucracy costs					5.61	3.78	3.33
(iii) Starting a business			7.88	7.91	8.20	8.52	8.49
(iv) Impartial public administration	3.85	3.85	3.85	3.85	3.85	3.85	3.44
(v) Licensing restrictions				7.18	7.23	7.38	7.38
(vi) Cost of tax compliance			7.69	7.69	7.83	7.68	7.68

Paraguay

	1980	1990	2000	2005	2010	2015	2018
Summary Ratings (Rank)	Rating (Rank) 5.92 (32)	Rating (Rank) 5.74 (52)	Rating (Rank) 7.01 (50)	Rating (Rank) 6.96 (66)	Rating (Rank) 7.11 (64)	Rating (Rank) 7.04 (76)	Rating (Rank) 7.23 (67)
	Rating (Data)	Rating (Data)	Rating (Data)	Rating (Data)	Rating (Data)	Rating (Data)	Rating (Data)
1. Size of Government	8.70	8.99	8.56	9.02	9.04	8.36	8.48
A. Government consumption	9.60 (7.36)	9.57 (7.45)	7.04 (16.07)	8.25 (11.95)	7.97 (12.9)	7.16 (15.67)	7.41 (14.81)
B. Transfers and subsidies	9.59 (2)	9.65 (1.8)	9.26 (3.21)	9.21 (3.38)	9.26 (3.2)	8.85 (4.72)	8.83 (4.78)
C. Government investment	9.16 (17.94)	10.00 (13.08)	7.05 (25.32)	9.19 (17.84)	10.00 (14.27)	8.30 (20.95)	8.74 (19.41)
D. Top marginal tax rate		8.00	10.00	9.00	8.50	8.50	8.50
(i) Top marginal income tax rate		8.00 (30)	10.00 (0)	10.00 (0)	10.00 (10)	10.00 (10)	10.00 (10)
(ii) Top marginal income and payroll tax rate				8.00 (27)	7.00 (34)	7.00 (32)	7.00 (32)
E. State ownership of assets	6.46	7.75	9.46	9.46	9.46	8.97	8.90
2. Legal System and Property Rights	1.97	3.86	4.35	4.19	4.23	4.34	4.34
A. Judicial independence	2.71	3.30	3.32	3.09	3.23	3.68	3.26
B. Impartial courts	3.08	3.42	3.12	3.09	3.52	3.37	3.63
C. Protection of property rights	3.96	3.86	4.17	4.53	4.55	5.10	5.52
D. Military interference in rule of law and politics	1.67	3.19	3.33	2.50	2.50	2.50	2.50
E. Integrity of the legal system	3.38	3.96	5.32	4.48	4.48	4.51	4.34
F. Legal enforcement of contracts		4.19	4.09	4.34	4.59	4.07	4.07
G. Regulatory restrictions on sale of real property		8.44	8.44	8.47	8.51	8.51	8.54
H. Reliability of police			3.03	3.03	2.48	2.97	2.84
<i>Gender Legal Rights Adjustment</i>	0.33	0.78	1.00	1.00	1.00	1.00	1.00
3. Sound Money	7.87	6.50	8.72	8.37	8.65	9.20	9.53
A. Money growth	6.93 (15.33)	4.67 (26.66)	8.66 (6.72)	7.09 (14.53)	7.26 (13.72)	8.74 (6.32)	9.89 (0.55)
B. Standard deviation of inflation	7.91 (5.23)	8.58 (3.55)	8.02 (4.94)	7.75 (5.62)	8.27 (4.34)	8.68 (3.31)	9.03 (2.43)
C. Inflation: most recent year	6.66 (16.71)	2.74 (36.28)	8.20 (8.98)	8.64 (6.79)	9.07 (4.65)	9.37 (3.13)	9.20 (3.98)
D. Freedom to own foreign currency bank accounts	10.00	10.00	10.00	10.00	10.00	10.00	10.00
4. Freedom to Trade Internationally	5.12	4.88	7.64	7.65	7.22	7.16	7.22
A. Tariffs	3.00	6.51	7.63	7.94	7.86	7.96	7.95
(i) Revenue from trade taxes (% of trade sector)	6.00 (6)	7.80 (3.3)	7.76 (3.37)	8.90 (1.65)	8.93 (1.6)	9.06 (1.41)	8.97 (1.54)
(ii) Mean tariff rate	0.00 (71)	6.80 (16)	7.82 (10.9)	8.34 (8.3)	7.96 (10.2)	8.04 (9.8)	8.04 (9.8)
(iii) Standard deviation of tariff rates		4.92 (12.7)	7.32 (6.7)	6.59 (8.51)	6.70 (8.26)	6.79 (8.04)	6.82 (7.94)
B. Regulatory trade barriers			4.97	5.07	5.60	5.66	5.92
(i) Non-tariff trade barriers			2.43	4.98	5.87	5.72	5.88
(ii) Compliance cost of importing and exporting			7.50	5.17	5.34	5.60	5.96
C. Black-market exchange rates	8.60	4.80	10.00	10.00	10.00	10.00	10.00
D. Controls of the movement of capital and people	3.75	3.33	7.98	7.57	5.43	5.03	5.03
(i) Financial openness	2.51	1.66	7.49	7.49	5.69	4.49	4.49
(ii) Capital controls	5.00	5.00	8.46	9.23	4.62	3.85	3.85
(iii) Freedom of foreigners to visit				6.00	5.97	6.75	6.75
5. Regulation		4.45	5.75	5.57	6.39	6.16	6.57
A. Credit Market regulations		5.97	8.82	8.33	8.33	8.12	8.92
(i) Ownership of banks			8.00	8.00	8.00	8.00	8.00
(ii) Private sector credit		9.95	9.47	10.00	10.00	8.35	9.76
(iii) Interest rate controls / negative real interest rates		2.00	9.00	7.00	7.00	8.00	9.00
B. Labor Market regulations			3.14	3.32	4.65	4.25	4.53
(i) Hiring regulations and minimum wage			4.67	4.40	5.57	4.43	5.57
(ii) Hiring and firing regulations			4.72	3.26	3.94	3.90	3.28
(iii) Centralized collective bargaining			3.95	5.74	6.80	7.55	6.76
(iv) Hours regulations			4.70	4.70	8.00	6.00	6.00
(v) Mandated cost of worker dismissal			0.82	0.82	2.60	2.60	2.60
(vi) Conscription	1.00	0.00	0.00	1.00	1.00	1.00	3.00
C. Business regulations			5.29	5.05	6.19	6.13	6.25
(i) Administrative requirements			4.87	2.94	4.17	4.09	4.28
(ii) Bureaucracy costs			4.95	5.13	5.61	4.67	4.67
(iii) Starting a business			5.98	6.19	8.38	8.46	8.33
(iv) Impartial public administration	0.21	3.77	4.35	4.35	5.07	4.84	5.51
(v) Licensing restrictions				5.39	8.25	8.96	8.94
(vi) Cost of tax compliance			6.32	6.32	5.66	5.76	5.76

Peru

	1980	1990	2000	2005	2010	2015	2018
	Rating (Rank)	Rating (Rank)	Rating (Rank)	Rating (Rank)	Rating (Rank)	Rating (Rank)	Rating (Rank)
Summary Ratings (Rank)	3.49 (107)	4.15 (103)	7.45 (31)	7.69 (23)	7.81 (15)	7.76 (30)	7.76 (29)
	Rating (Data)	Rating (Data)	Rating (Data)	Rating (Data)	Rating (Data)	Rating (Data)	Rating (Data)
1. Size of Government	5.21	7.08	8.32	8.23	7.70	7.70	7.67
A. Government consumption	7.26 (15.33)	8.69 (10.46)	7.73 (13.72)	7.86 (13.29)	7.73 (13.71)	6.89 (16.56)	6.75 (17.06)
B. Transfers and subsidies	9.62 (1.9)	9.32 (3)	9.04 (4.02)	8.99 (4.2)	9.37 (2.82)	9.66 (1.75)	9.62 (1.9)
C. Government investment	4.73 (33.46)	8.62 (19.84)	8.25 (21.13)	9.24 (17.67)	7.19 (24.83)	7.57 (23.5)	7.52 (23.68)
D. Top marginal tax rate	2.00	3.50	7.50	6.00	6.00	5.50	5.50
(i) Top marginal income tax rate	2.00 (65)	4.00 (45)	10.00 (20)	8.00 (30)	8.00 (30)	8.00 (30)	8.00 (30)
(ii) Top marginal income and payroll tax rate		3.00 (48)	5.00 (41)	4.00 (48)	4.00 (48)	3.00 (48)	3.00 (48)
E. State ownership of assets	2.46	5.26	9.07	9.07	8.23	8.86	8.97
2. Legal System and Property Rights	3.14	4.55	4.30	5.29	5.42	5.32	5.24
A. Judicial independence	2.90	3.47	2.13	3.88	4.15	4.47	4.17
B. Impartial courts	4.38	4.10	3.64	3.75	4.00	3.84	3.79
C. Protection of property rights	4.70	4.77	4.02	4.43	4.75	4.99	4.66
D. Military interference in rule of law and politics	2.78	3.33	3.89	8.33	7.50	7.50	7.50
E. Integrity of the legal system	3.10	3.63	4.75	5.55	5.94	5.49	5.58
F. Legal enforcement of contracts	4.75	4.20	3.95	4.38	4.53	4.92	4.68
G. Regulatory restrictions on sale of real property		8.32	8.32	8.29	8.78	8.79	8.54
H. Reliability of police			3.71	3.71	3.69	2.60	3.02
<i>Gender Legal Rights Adjustment</i>	0.67	1.00	1.00	1.00	1.00	1.00	1.00
3. Sound Money	1.62	1.25	8.79	9.68	9.27	9.56	9.83
A. Money growth	3.38 (33.12)	0.00 (597.16)	7.03 (14.85)	9.77 (1.13)	8.42 (7.89)	9.51 (2.46)	9.91 (-0.45)
B. Standard deviation of inflation	3.10 (17.26)	0.00 (2341.35)	8.87 (2.83)	9.25 (1.87)	8.97 (2.57)	9.46 (1.35)	9.66 (0.84)
C. Inflation: most recent year	0.00 (65.92)	0.00 (6134.79)	9.25 (3.76)	9.68 (1.62)	9.69 (1.53)	9.29 (3.56)	9.74 (1.32)
D. Freedom to own foreign currency bank accounts	0.00	5.00	10.00	10.00	10.00	10.00	10.00
4. Freedom to Trade Internationally	3.67	3.73	8.62	8.28	8.85	8.49	8.61
A. Tariffs	1.47	3.40	7.80	8.08	8.61	9.17	9.22
(i) Revenue from trade taxes (% of trade sector)	2.93 (10.6)	7.40 (3.9)	7.23 (4.16)	8.48 (2.28)	9.43 (0.86)	9.57 (0.65)	9.73 (0.41)
(ii) Mean tariff rate	0.00 (57)	2.80 (36)	7.32 (13.4)	8.16 (9.2)	8.92 (5.4)	9.52 (2.4)	9.52 (2.4)
(iii) Standard deviation of tariff rates		0.00 (25)	8.84 (2.9)	7.59 (6.02)	7.47 (6.32)	8.44 (3.91)	8.43 (3.94)
B. Regulatory trade barriers			7.46	5.70	7.45	5.65	6.08
(i) Non-tariff trade barriers			6.75	5.19	6.80	5.53	5.51
(ii) Compliance cost of importing and exporting			8.17	6.22	8.10	5.77	6.65
C. Black-market exchange rates	6.40	6.80	10.00	10.00	10.00	10.00	10.00
D. Controls of the movement of capital and people	3.16	1.00	9.23	9.35	9.36	9.14	9.14
(i) Financial openness	4.31	0.00	10.00	10.00	10.00	10.00	10.00
(ii) Capital controls	2.00	2.00	8.46	8.46	8.46	8.46	8.46
(iii) Freedom of foreigners to visit				9.60	9.62	8.96	8.96
5. Regulation	3.81	4.16	7.20	6.95	7.79	7.70	7.44
A. Credit Market regulations	2.95	2.55	9.21	8.84	9.33	9.32	8.52
(i) Ownership of banks			10.00	8.00	10.00	10.00	8.00
(ii) Private sector credit	5.90	5.11	8.62	9.52	10.00	8.96	8.56
(iii) Interest rate controls / negative real interest rates	0.00	0.00	9.00	9.00	8.00	9.00	9.00
B. Labor Market regulations			6.48	6.51	7.13	6.90	6.87
(i) Hiring regulations and minimum wage			3.08	5.60	3.90	3.90	3.90
(ii) Hiring and firing regulations		6.75	7.20	3.74	4.21	2.52	2.80
(iii) Centralized collective bargaining			7.93	7.82	7.62	7.97	7.51
(iv) Hours regulations			5.51	6.70	10.00	10.00	10.00
(v) Mandated cost of worker dismissal			5.18	5.18	7.04	7.04	7.04
(vi) Conscriptation	0.00	0.00	10.00	10.00	10.00	10.00	10.00
C. Business regulations			5.91	5.49	6.90	6.87	6.91
(i) Administrative requirements			6.75	2.25	2.72	2.02	2.55
(ii) Bureaucracy costs			7.50	4.19	8.18	8.22	7.33
(iii) Starting a business			6.48	7.35	9.04	9.06	9.07
(iv) Impartial public administration	4.69	4.90	3.57	6.77	7.18	6.77	6.75
(v) Licensing restrictions				7.16	7.71	8.08	8.68
(vi) Cost of tax compliance			5.25	5.25	6.54	7.09	7.09

Philippines

	1980	1990	2000	2005	2010	2015	2018
Summary Ratings (Rank)	Rating (Rank) 5.16 (56)	Rating (Rank) 6.23 (36)	Rating (Rank) 7.08 (47)	Rating (Rank) 7.01 (63)	Rating (Rank) 7.16 (60)	Rating (Rank) 7.49 (47)	Rating (Rank) 7.43 (54)
	Rating (Data)	Rating (Data)	Rating (Data)	Rating (Data)	Rating (Data)	Rating (Data)	Rating (Data)
1. Size of Government	6.39	7.95	7.63	8.71	8.49	8.63	8.64
A. Government consumption	8.13 (12.35)	8.11 (12.43)	7.26 (15.31)	8.17 (12.23)	8.25 (11.96)	7.96 (12.93)	7.67 (13.91)
B. Transfers and subsidies	9.84 (1.1)	9.89 (0.9)	9.21 (3.4)	10.00 (0.26)	9.23 (3.34)	9.19 (3.49)	9.20 (3.44)
C. Government investment	8.55 (20.06)	7.63 (23.31)	6.30 (27.96)	10.00 (10.32)	9.62 (16.32)	10.00 (12.33)	10.00 (14.17)
D. Top marginal tax rate	1.00	7.00	7.00	7.00	7.00	7.00	8.00
(i) Top marginal income tax rate	1.00 (70)	7.00 (35)	7.00 (32)	7.00 (32)	7.00 (32)	7.00 (32)	9.00 (35)
(ii) Top marginal income and payroll tax rate		7.00 (35)	7.00 (32)	7.00 (32)	7.00 (32)	7.00 (32)	7.00 (32)
E. State ownership of assets	4.42	7.13	8.38	8.38	8.38	9.02	8.33
2. Legal System and Property Rights	3.43	4.16	4.91	4.78	4.39	4.76	4.57
A. Judicial independence	2.30	4.07	4.42	4.18	4.14	4.69	3.97
B. Impartial courts	3.34	4.57	4.62	4.04	3.77	4.06	3.97
C. Protection of property rights	5.70	5.16	4.78	5.80	5.13	5.54	6.18
D. Military interference in rule of law and politics	2.78	1.67	6.67	5.83	5.00	5.00	3.30
E. Integrity of the legal system	3.29	3.80	5.43	4.78	5.19	5.17	5.03
F. Legal enforcement of contracts	5.75	3.75	3.75	3.71	3.71	3.68	4.18
G. Regulatory restrictions on sale of real property		7.80	7.80	8.00	7.69	7.93	7.93
H. Reliability of police			4.13	4.13	3.80	4.08	3.34
<i>Gender Legal Rights Adjustment</i>	0.78	0.89	0.89	0.89	0.83	0.90	0.93
3. Sound Money	6.10	5.76	9.23	7.94	9.29	9.44	9.45
A. Money growth	8.41 (7.94)	6.95 (15.23)	8.41 (7.96)	8.77 (6.14)	8.74 (6.3)	8.77 (6.14)	9.52 (2.4)
B. Standard deviation of inflation	8.83 (2.92)	8.69 (3.27)	9.32 (1.71)	9.51 (1.22)	9.19 (2.03)	9.29 (1.77)	9.32 (1.71)
C. Inflation: most recent year	7.15 (14.25)	7.41 (12.97)	9.21 (3.95)	8.47 (7.63)	9.24 (3.81)	9.71 (1.43)	8.96 (5.21)
D. Freedom to own foreign currency bank accounts	0.00	0.00	10.00	5.00	10.00	10.00	10.00
4. Freedom to Trade Internationally	5.05	5.37	6.57	6.70	6.33	7.05	7.08
A. Tariffs	3.93	5.69	7.86	8.14	7.75	7.70	7.69
(i) Revenue from trade taxes (% of trade sector)	5.47 (6.8)	5.60 (6.6)	8.26 (2.61)	8.24 (2.64)	7.31 (4.03)	7.07 (4.4)	7.02 (4.47)
(ii) Mean tariff rate	2.40 (38)	5.14 (24.3)	8.48 (7.6)	8.92 (5.4)	8.74 (6.3)	8.74 (6.3)	8.76 (6.2)
(iii) Standard deviation of tariff rates		6.32 (9.2)	6.84 (7.9)	7.25 (6.87)	7.20 (6.99)	7.30 (6.74)	7.30 (6.76)
B. Regulatory trade barriers			5.81	6.82	6.69	5.41	5.54
(i) Non-tariff trade barriers			3.95	6.03	5.36	5.80	5.99
(ii) Compliance cost of importing and exporting			7.67	7.62	8.03	5.02	5.09
C. Black-market exchange rates	9.40	8.60	10.00	10.00	10.00	10.00	10.00
D. Controls of the movement of capital and people	1.83	1.83	2.63	1.82	0.88	5.09	5.09
(i) Financial openness	1.66	1.66	4.49	4.49	1.66	4.49	4.49
(ii) Capital controls	2.00	2.00	0.77	0.77	0.77	0.77	0.77
(iii) Freedom of foreigners to visit				0.20	0.22	10.00	10.00
5. Regulation	4.82	7.90	7.05	6.95	7.28	7.54	7.43
A. Credit Market regulations	6.60	8.16	9.03	9.16	9.14	9.33	9.08
(i) Ownership of banks	5.00	8.00	8.00	8.00	8.00	8.00	8.00
(ii) Private sector credit	6.79	8.47	9.10	9.47	9.43	10.00	9.23
(iii) Interest rate controls / negative real interest rates	8.00	8.00	10.00	10.00	10.00	10.00	10.00
B. Labor Market regulations		7.65	5.31	5.95	6.11	6.78	7.05
(i) Hiring regulations and minimum wage			4.38	4.40	4.43	7.77	7.77
(ii) Hiring and firing regulations		5.70	3.30	4.28	3.81	4.47	5.03
(iii) Centralized collective bargaining		7.24	6.92	5.47	5.89	5.95	6.99
(iv) Hours regulations			5.68	10.00	10.00	10.00	10.00
(v) Mandated cost of worker dismissal			1.56	1.56	2.52	2.52	2.52
(vi) Conscription	3.00	10.00	10.00	10.00	10.00	10.00	10.00
C. Business regulations			6.80	5.74	6.57	6.51	6.16
(i) Administrative requirements			7.20	2.39	2.62	2.87	3.32
(ii) Bureaucracy costs			6.68	4.13	5.76	4.89	4.67
(iii) Starting a business			7.80	7.88	8.66	8.93	8.70
(iv) Impartial public administration	0.54	4.49	4.49	4.82	5.25	5.15	3.23
(v) Licensing restrictions				7.41	9.33	9.32	8.96
(vi) Cost of tax compliance			7.81	7.81	7.81	7.92	8.08

Poland

	1980	1990	2000	2005	2010	2015	2018
	Rating (Rank)	Rating (Rank)	Rating (Rank)	Rating (Rank)	Rating (Rank)	Rating (Rank)	Rating (Rank)
Summary Ratings (Rank)	5.39 (47)	3.92 (105)	6.40 (76)	6.99 (64)	7.17 (59)	7.45 (49)	7.04 (77)
	Rating (Data)	Rating (Data)	Rating (Data)	Rating (Data)	Rating (Data)	Rating (Data)	Rating (Data)
1. Size of Government	6.23	4.13	5.36	5.45	5.36	5.64	5.67
A. Government consumption	8.21 (12.09)	3.33 (28.69)	5.00 (23)	5.15 (22.5)	4.84 (23.53)	4.84 (23.53)	4.86 (23.47)
B. Transfers and subsidies		2.67 (27.4)	4.50 (20.69)	4.96 (19.01)	5.05 (18.67)	5.61 (16.61)	5.46 (17.17)
C. Government investment			6.10 (28.64)	5.97 (29.11)	3.72 (36.97)	5.18 (31.87)	7.70 (23.04)
D. Top marginal tax rate			3.50	3.50	5.50	5.50	4.00
(i) Top marginal income tax rate			5.00 (40)	5.00 (40)	7.00 (32)	7.00 (32)	7.00 (32)
(ii) Top marginal income and payroll tax rate			2.00 (52.7)	2.00 (55)	4.00 (44)	4.00 (44)	1.00 (57)
E. State ownership of assets	4.26	6.39	7.70	7.70	7.70	7.09	6.34
2. Legal System and Property Rights	4.28	5.97	6.11	5.96	6.39	6.14	5.99
A. Judicial independence	3.89	6.12	6.01	5.46	6.16	5.85	4.15
B. Impartial courts	5.01	6.01	6.05	5.42	5.31	5.42	4.95
C. Protection of property rights	4.86	5.20	5.73	5.41	6.07	5.76	5.78
D. Military interference in rule of law and politics	1.67	8.19	10.00	10.00	10.00	10.00	10.00
E. Integrity of the legal system	5.75	6.79	6.84	7.05	7.32	7.19	6.00
F. Legal enforcement of contracts	5.00	4.64	4.64	4.64	4.64	4.56	4.56
G. Regulatory restrictions on sale of real property		5.62	5.62	5.75	7.00	9.28	7.35
H. Reliability of police			4.89	4.89	5.61	5.15	5.15
<i>Gender Legal Rights Adjustment</i>	0.96	0.96	0.96	0.96	0.96	0.85	1.00
3. Sound Money	7.42	2.50	7.49	9.27	9.39	9.62	8.32
A. Money growth		0.00 (110.44)	8.97 (5.14)	8.05 (9.75)	8.59 (7.04)	9.21 (3.96)	8.90 (5.48)
B. Standard deviation of inflation	9.21 (1.97)	0.00 (167.57)	8.00 (5)	9.44 (1.41)	9.51 (1.21)	9.47 (1.31)	9.74 (0.66)
C. Inflation: most recent year	8.04 (9.8)	0.00 (435.66)	7.99 (10.06)	9.58 (2.11)	9.46 (2.71)	9.80 (-0.99)	9.64 (1.81)
D. Freedom to own foreign currency bank accounts	5.00	10.00	5.00	10.00	10.00	10.00	5.00
4. Freedom to Trade Internationally		4.97	6.48	7.18	7.34	8.00	7.91
A. Tariffs		6.70	7.76	8.39	8.34	8.36	8.12
(i) Revenue from trade taxes (% of trade sector)		6.00 (6)	9.20 (1.2)	9.59 (0.62)	9.63 (0.55)	9.10 (1.35)	9.13 (1.3)
(ii) Mean tariff rate		7.66 (11.7)	8.00 (10)	9.46 (2.7)	8.98 (5.1)	8.98 (5.1)	8.96 (5.2)
(iii) Standard deviation of tariff rates		6.44 (8.9)	6.08 (9.8)	6.13 (9.67)	6.41 (8.98)	7.00 (7.5)	6.26 (9.36)
B. Regulatory trade barriers			6.95	6.19	6.85	7.95	7.86
(i) Non-tariff trade barriers			6.23	5.19	5.96	5.93	5.74
(ii) Compliance cost of importing and exporting			7.67	7.18	7.74	9.96	9.98
C. Black-market exchange rates	0.00	8.20	10.00	10.00	10.00	10.00	10.00
D. Controls of the movement of capital and people	0.00	0.00	1.21	4.14	4.15	5.68	5.68
(i) Financial openness		0.00	1.66	4.49	4.49	6.99	6.99
(ii) Capital controls	0.00	0.00	0.77	1.54	1.54	2.31	2.31
(iii) Freedom of foreigners to visit				6.40	6.42	7.74	7.74
5. Regulation	3.62	2.03	6.57	7.09	7.36	7.85	7.32
A. Credit Market regulations	0.24	0.44	7.61	8.58	7.95	8.84	7.83
(i) Ownership of banks	0.00	0.00	5.00	8.00	8.00	8.00	5.00
(ii) Private sector credit	0.48	1.31	7.84	7.73	5.85	8.53	8.49
(iii) Interest rate controls / negative real interest rates		0.00	10.00	10.00	10.00	10.00	10.00
B. Labor Market regulations		3.62	4.96	6.56	7.42	7.73	7.10
(i) Hiring regulations and minimum wage			3.39	10.00	5.57	8.90	5.57
(ii) Hiring and firing regulations		5.67	2.72	4.78	3.78	4.24	3.86
(iii) Centralized collective bargaining	4.49	5.18	7.03	6.11	7.19	7.47	7.43
(iv) Hours regulations			4.84	6.70	8.00	8.00	8.00
(v) Mandated cost of worker dismissal			8.79	8.79	10.00	7.76	7.76
(vi) Conscriptation	0.00	0.00	3.00	3.00	10.00	10.00	10.00
C. Business regulations			7.13	6.13	6.70	6.97	7.04
(i) Administrative requirements			7.40	3.45	2.68	2.84	3.14
(ii) Bureaucracy costs			7.13	6.50	7.73	7.33	8.89
(iii) Starting a business			8.01	8.11	8.75	8.65	8.66
(iv) Impartial public administration	6.41	7.78	7.80	7.80	8.47	7.59	6.58
(v) Licensing restrictions				5.59	5.91	8.42	8.68
(vi) Cost of tax compliance			5.31	5.31	6.68	6.96	6.26

Portugal

	1980	1990	2000	2005	2010	2015	2018
Summary Ratings (Rank)	Rating (Rank) 5.54 (39)	Rating (Rank) 6.19 (37)	Rating (Rank) 7.65 (25)	Rating (Rank) 7.38 (46)	Rating (Rank) 7.28 (55)	Rating (Rank) 7.64 (38)	Rating (Rank) 7.60 (43)
	Rating (Data)	Rating (Data)	Rating (Data)	Rating (Data)	Rating (Data)	Rating (Data)	Rating (Data)
1. Size of Government	5.66	6.45	6.21	5.91	5.19	6.02	6.13
A. Government consumption	6.83 (16.76)	5.95 (19.76)	4.18 (25.8)	4.61 (24.33)	4.52 (24.62)	5.41 (21.59)	5.66 (20.74)
B. Transfers and subsidies	5.69 (16.3)	5.91 (15.5)	5.88 (15.64)	4.81 (19.54)	3.89 (22.91)	4.39 (21.08)	4.94 (19.06)
C. Government investment	9.68 (16.11)	10.00 (14.73)	9.58 (16.45)	9.24 (17.65)	6.95 (25.66)	10.00 (14.53)	10.00 (10.59)
D. Top marginal tax rate	0.00	3.00	4.00	3.50	3.50	2.50	2.50
(i) Top marginal income tax rate	0.00 (84)	5.00 (40)	6.00 (40)	5.00 (42)	5.00 (47)	4.00 (55)	4.00 (53)
(ii) Top marginal income and payroll tax rate		1.00 (57)	2.00 (57)	2.00 (58)	2.00 (62)	1.00 (68)	1.00 (66)
E. State ownership of assets	6.08	7.40	7.40	7.40	7.08	7.81	7.57
2. Legal System and Property Rights	5.67	6.56	7.05	7.08	6.89	6.97	6.97
A. Judicial independence	6.08	7.30	6.89	7.14	6.14	6.53	6.35
B. Impartial courts	5.08	6.62	6.41	6.08	5.17	5.29	5.41
C. Protection of property rights	6.00	5.55	6.24	6.54	5.98	6.02	6.56
D. Military interference in rule of law and politics	4.31	7.50	10.00	10.00	10.00	10.00	10.00
E. Integrity of the legal system	7.80	7.82	7.80	7.80	7.80	7.73	7.83
F. Legal enforcement of contracts	4.75	5.13	5.63	5.63	5.78	4.75	4.23
G. Regulatory restrictions on sale of real property		6.00	6.00	6.04	7.58	7.58	7.41
H. Reliability of police			7.42	7.42	6.70	7.85	7.97
<i>Gender Legal Rights Adjustment</i>	1.00	1.00	1.00	1.00	1.00	1.00	1.00
3. Sound Money	5.61	6.05	9.51	9.54	9.75	9.68	9.35
A. Money growth	7.96 (10.18)	8.23 (8.87)	8.77 (6.14)	8.83 (5.83)	9.78 (1.12)	9.22 (3.91)	7.74 (11.3)
B. Standard deviation of inflation	8.66 (3.34)	8.54 (3.66)	9.85 (0.39)	9.78 (0.55)	9.51 (1.23)	9.59 (1.03)	9.86 (0.35)
C. Inflation: most recent year	5.82 (20.9)	7.45 (12.77)	9.43 (2.85)	9.54 (2.29)	9.72 (1.39)	9.90 (0.49)	9.80 (0.99)
D. Freedom to own foreign currency bank accounts	0.00	0.00	10.00	10.00	10.00	10.00	10.00
4. Freedom to Trade Internationally	6.68	7.41	9.06	8.17	8.41	8.62	8.56
A. Tariffs	8.60	8.26	9.18	8.39	8.34	8.36	8.12
(i) Revenue from trade taxes (% of trade sector)	8.60 (2.1)	9.13 (1.3)	9.78 (0.33)	9.59 (0.62)	9.63 (0.55)	9.10 (1.35)	9.13 (1.3)
(ii) Mean tariff rate		8.52 (7.4)	9.52 (2.4)	9.46 (2.7)	8.98 (5.1)	8.98 (5.1)	8.96 (5.2)
(iii) Standard deviation of tariff rates		7.12 (7.2)	8.24 (4.4)	6.13 (9.67)	6.41 (8.98)	7.00 (7.5)	6.26 (9.36)
B. Regulatory trade barriers			8.62	7.80	7.78	8.67	8.66
(i) Non-tariff trade barriers			7.73	7.78	7.67	7.39	7.34
(ii) Compliance cost of importing and exporting			9.50	7.82	7.89	9.96	9.98
C. Black-market exchange rates	9.60	9.40	10.00	10.00	10.00	10.00	10.00
D. Controls of the movement of capital and people	1.83	4.58	8.46	6.49	7.52	7.45	7.45
(i) Financial openness	1.66	4.16	10.00	10.00	10.00	10.00	10.00
(ii) Capital controls	2.00	5.00	6.92	3.08	6.15	4.62	4.62
(iii) Freedom of foreigners to visit				6.40	6.42	7.74	7.74
5. Regulation	4.10	4.45	6.42	6.18	6.18	6.90	6.97
A. Credit Market regulations	4.42	5.76	7.88	6.99	6.53	7.06	7.40
(i) Ownership of banks	0.00	2.00	5.00	5.00	8.00	5.00	5.00
(ii) Private sector credit	9.27	7.29	8.64	5.98	1.58	7.19	7.21
(iii) Interest rate controls / negative real interest rates	4.00	8.00	10.00	10.00	10.00	9.00	10.00
B. Labor Market regulations	3.78	3.13	3.91	5.26	4.76	5.87	5.81
(i) Hiring regulations and minimum wage			4.05	6.70	2.23	2.23	2.23
(ii) Hiring and firing regulations		3.40	2.83	2.86	2.30	3.50	3.51
(iii) Centralized collective bargaining	5.18	5.18	4.88	5.51	5.53	6.47	6.05
(iv) Hours regulations	6.16	3.96	5.51	5.30	6.00	6.00	6.00
(v) Mandated cost of worker dismissal			1.19	1.19	2.52	7.04	7.04
(vi) Conscription	0.00	0.00	5.00	10.00	10.00	10.00	10.00
C. Business regulations			7.48	6.28	7.24	7.77	7.69
(i) Administrative requirements			7.58	3.68	2.48	3.06	3.48
(ii) Bureaucracy costs			7.20	3.57	8.48	8.89	8.67
(iii) Starting a business			7.23	9.53	9.82	9.83	9.77
(iv) Impartial public administration	9.07	9.07	9.07	9.07	9.07	8.51	8.62
(v) Licensing restrictions				5.48	6.67	9.07	8.31
(vi) Cost of tax compliance			6.32	6.32	6.92	7.28	7.28

Qatar

	1980	1990	2000	2005	2010	2015	2018
	Rating (Rank)	Rating (Rank)	Rating (Rank)	Rating (Rank)	Rating (Rank)	Rating (Rank)	Rating (Rank)
Summary Ratings (Rank)					7.13 (61)	7.03 (78)	6.88 (83)
	Rating (Data)	Rating (Data)	Rating (Data)	Rating (Data)	Rating (Data)	Rating (Data)	Rating (Data)
1. Size of Government				1.92	5.76	5.70	5.65
A. Government consumption				0.00 (55.22)	0.00 (46.4)	0.00 (47.36)	0.00 (41.87)
B. Transfers and subsidies					9.19 (3.49)	9.61 (1.92)	9.61 (1.92)
C. Government investment							
D. Top marginal tax rate					10.00	10.00	10.00
(i) Top marginal income tax rate					10.00 (0)	10.00 (0)	10.00 (0)
(ii) Top marginal income and payroll tax rate						10.00 (0)	10.00 (0)
E. State ownership of assets	2.73	2.69	3.84	3.84	3.84	3.20	2.97
2. Legal System and Property Rights	3.88	4.12	4.72	5.42	5.45	5.52	5.49
A. Judicial independence	4.09	4.16	4.18	5.69	5.65	5.37	5.12
B. Impartial courts	4.11	5.28	4.77	5.86	6.05	6.35	6.24
C. Protection of property rights	4.36	4.51	4.94	5.49	5.49	6.17	5.94
D. Military interference in rule of law and politics	6.67	6.67	6.67	6.67	6.67	6.67	6.70
E. Integrity of the legal system	4.82	4.85	7.39	6.65	6.78	6.81	6.85
F. Legal enforcement of contracts			4.85	4.86	4.86	4.86	4.86
G. Regulatory restrictions on sale of real property			8.67	9.66	9.66	9.66	9.88
H. Reliability of police			5.27	8.79	8.79	8.79	7.92
<i>Gender Legal Rights Adjustment</i>	0.62	0.62	0.62	0.62	0.62	0.62	0.64
3. Sound Money					7.95	8.37	8.24
A. Money growth					8.90 (-5.49)	9.34 (-3.31)	8.77 (6.14)
B. Standard deviation of inflation					3.36 (16.59)	4.52 (13.7)	4.25 (14.37)
C. Inflation: most recent year					9.51 (-2.43)	9.62 (1.88)	9.95 (0.26)
D. Freedom to own foreign currency bank accounts					10.00	10.00	10.00
4. Freedom to Trade Internationally					8.03	7.91	7.89
A. Tariffs					8.33	8.53	8.25
(i) Revenue from trade taxes (% of trade sector)					9.31 (1.03)	9.31 (1.03)	9.31 (1.03)
(ii) Mean tariff rate					9.00 (5)	9.06 (4.7)	9.04 (4.8)
(iii) Standard deviation of tariff rates					6.68 (8.3)	7.22 (6.96)	6.41 (8.98)
B. Regulatory trade barriers					7.76	6.85	7.05
(i) Non-tariff trade barriers					8.36	6.95	6.63
(ii) Compliance cost of importing and exporting					7.16	6.76	7.47
C. Black-market exchange rates					10.00	10.00	10.00
D. Controls of the movement of capital and people	10.00	10.00	10.00	6.70	6.01	6.24	6.24
(i) Financial openness	10.00	10.00	10.00	10.00	10.00	10.00	10.00
(ii) Capital controls					4.62	4.62	4.62
(iii) Freedom of foreigners to visit				3.40	3.43	4.09	4.09
5. Regulation					8.46	7.67	7.12
A. Credit Market regulations					9.50	8.33	7.33
(i) Ownership of banks						5.00	5.00
(ii) Private sector credit				10.00	10.00	10.00	10.00
(iii) Interest rate controls / negative real interest rates					9.00	10.00	7.00
B. Labor Market regulations					7.75	6.51	6.03
(i) Hiring regulations and minimum wage					10.00	10.00	10.00
(ii) Hiring and firing regulations					5.44	6.89	6.96
(iii) Centralized collective bargaining					8.27	8.35	7.40
(iv) Hours regulations					8.00	4.00	4.00
(v) Mandated cost of worker dismissal					4.82	4.82	4.82
(vi) Conscription					10.00	5.00	3.00
C. Business regulations					8.12	8.17	8.00
(i) Administrative requirements					6.48	6.75	6.61
(ii) Bureaucracy costs					7.58	7.56	6.67
(iii) Starting a business					9.32	9.65	9.65
(iv) Impartial public administration	4.64	4.63	5.09	5.97	5.97	5.52	6.06
(v) Licensing restrictions					9.78	9.97	9.49
(vi) Cost of tax compliance					9.60	9.54	9.54

Romania

	1980	1990	2000	2005	2010	2015	2018
Summary Ratings (Rank)	Rating (Rank) 4.67 (73)	Rating (Rank) 4.49 (96)	Rating (Rank) 5.48 (108)	Rating (Rank) 7.28 (47)	Rating (Rank) 7.49 (40)	Rating (Rank) 7.86 (20)	Rating (Rank) 7.83 (23)
	Rating (Data)	Rating (Data)	Rating (Data)	Rating (Data)	Rating (Data)	Rating (Data)	Rating (Data)
1. Size of Government	5.23	3.87	6.54	7.73	6.72	7.12	7.24
A. Government consumption	9.41 (8.01)	6.82 (16.82)	8.73 (10.33)	8.94 (9.6)	5.87 (20.03)	6.47 (18.01)	5.59 (21.01)
B. Transfers and subsidies	6.29 (14.1)	5.07 (18.6)	6.09 (14.84)	7.01 (11.49)	5.96 (15.33)	7.03 (11.42)	6.40 (13.71)
C. Government investment		0.00 (63.6)	9.05 (18.33)	10.00 (12.52)	8.02 (21.92)	8.35 (20.79)	10.00 (12.44)
D. Top marginal tax rate			2.50	6.00	6.50	7.00	7.00
(i) Top marginal income tax rate			5.00 (40)	10.00 (16)	10.00 (16)	10.00 (16)	10.00 (10)
(ii) Top marginal income and payroll tax rate			0.00 (68)	2.00 (54)	3.00 (48)	4.00 (44)	4.00 (42)
E. State ownership of assets	0.00	3.58	6.33	6.72	7.25	6.78	7.21
2. Legal System and Property Rights	4.03	5.27	5.51	5.68	5.84	6.16	6.24
A. Judicial independence	2.44	3.50	3.78	4.18	4.54	5.40	4.80
B. Impartial courts	4.47	4.30	3.74	4.15	4.29	4.62	4.49
C. Protection of property rights	3.42	4.96	5.35	5.60	5.50	5.55	6.38
D. Military interference in rule of law and politics	6.67	6.67	8.33	8.33	8.33	8.33	8.30
E. Integrity of the legal system	3.16	4.66	6.30	6.30	6.35	6.05	5.05
F. Legal enforcement of contracts		5.21	4.48	4.48	4.05	4.85	5.04
G. Regulatory restrictions on sale of real property		7.63	7.63	7.97	9.11	9.14	9.30
H. Reliability of police			4.44	4.44	4.54	5.32	6.59
<i>Gender Legal Rights Adjustment</i>	1.00	1.00	1.00	1.00	1.00	1.00	1.00
3. Sound Money	6.61	7.18	2.71	8.30	9.10	9.49	9.33
A. Money growth	7.76 (11.2)	8.57 (7.13)	9.98 (-0.12)	8.92 (-5.39)	8.65 (6.77)	9.07 (4.65)	8.94 (5.28)
B. Standard deviation of inflation	8.78 (3.05)	7.87 (5.32)	0.00 (44.43)	6.07 (9.82)	8.98 (2.56)	9.01 (2.48)	9.30 (1.74)
C. Inflation: most recent year	9.88 (0.59)	7.26 (13.72)	0.87 (45.67)	8.20 (8.99)	8.78 (6.09)	9.88 (-0.59)	9.07 (4.63)
D. Freedom to own foreign currency bank accounts	0.00	5.00	0.00	10.00	10.00	10.00	10.00
4. Freedom to Trade Internationally		3.24	6.19	8.00	8.36	8.80	8.74
A. Tariffs		9.73	6.76	7.75	8.34	8.36	8.12
(i) Revenue from trade taxes (% of trade sector)		9.73 (0.4)	8.95 (1.58)	9.59 (0.62)	9.63 (0.55)	9.10 (1.35)	9.13 (1.3)
(ii) Mean tariff rate			6.96 (15.2)	8.68 (6.6)	8.98 (5.1)	8.98 (5.1)	8.96 (5.2)
(iii) Standard deviation of tariff rates			4.36 (14.1)	4.98 (12.56)	6.41 (8.98)	7.00 (7.5)	6.26 (9.36)
B. Regulatory trade barriers			6.41	6.89	7.06	8.09	8.11
(i) Non-tariff trade barriers			5.48	5.43	5.78	6.21	6.26
(ii) Compliance cost of importing and exporting			7.33	8.35	8.35	9.96	9.97
C. Black-market exchange rates	0.00	0.00	10.00	10.00	10.00	10.00	10.00
D. Controls of the movement of capital and people	0.00	0.00	1.60	7.37	8.04	8.74	8.74
(i) Financial openness	0.00	0.00	1.66	8.80	10.00	10.00	10.00
(ii) Capital controls	0.00	0.00	1.54	6.92	7.69	8.46	8.46
(iii) Freedom of foreigners to visit				6.40	6.42	7.74	7.74
5. Regulation	2.83	2.90	6.43	6.67	7.41	7.71	7.60
A. Credit Market regulations	0.00	0.00	5.34	7.79	9.00	9.13	8.88
(i) Ownership of banks	0.00	0.00	0.00	5.00	10.00	8.00	8.00
(ii) Private sector credit	0.00	0.00	6.02	9.36	7.01	9.40	8.64
(iii) Interest rate controls / negative real interest rates		0.00	10.00	9.00	10.00	10.00	10.00
B. Labor Market regulations			6.76	5.63	6.87	7.27	7.41
(i) Hiring regulations and minimum wage			4.66	3.30	3.33	3.90	3.90
(ii) Hiring and firing regulations			8.80	4.15	4.29	4.35	5.62
(iii) Centralized collective bargaining			8.67	7.87	6.37	7.39	6.93
(iv) Hours regulations			6.00	6.00	8.00	8.00	8.00
(v) Mandated cost of worker dismissal			9.44	9.44	9.25	10.00	10.00
(vi) Conscription	1.00	0.00	3.00	3.00	10.00	10.00	10.00
C. Business regulations			7.19	6.60	6.35	6.72	6.51
(i) Administrative requirements			6.63	3.50	3.08	2.80	3.33
(ii) Bureaucracy costs			7.50	7.04	6.82	6.00	6.44
(iii) Starting a business			9.02	9.60	9.52	9.59	9.36
(iv) Impartial public administration	1.81	4.21	4.91	4.91	5.05	5.63	5.09
(v) Licensing restrictions				6.72	6.11	8.13	6.67
(vi) Cost of tax compliance			7.87	7.84	7.51	8.20	8.17

Russian Federation

	1980	1990	2000	2005	2010	2015	2018
	Rating (Rank)	Rating (Rank)	Rating (Rank)	Rating (Rank)	Rating (Rank)	Rating (Rank)	Rating (Rank)
Summary Ratings (Rank)	3.35 (108)	3.28 (111)	5.23 (113)	6.05 (107)	6.48 (100)	6.54 (103)	6.74 (89)
	Rating (Data)	Rating (Data)	Rating (Data)	Rating (Data)	Rating (Data)	Rating (Data)	Rating (Data)
1. Size of Government	1.25	1.24	6.33	6.32	6.41	6.14	6.42
A. Government consumption	3.03 (29.7)	2.99 (29.84)	5.01 (22.96)	4.40 (25.06)	4.03 (26.3)	4.32 (25.31)	4.11 (26.03)
B. Transfers and subsidies	1.96 (30)	1.96 (30)	6.56 (13.11)	7.05 (11.33)	5.07 (18.61)	5.23 (18.01)	6.32 (14.02)
C. Government investment			10.00 (10.34)	8.28 (21.02)	10.00 (8.26)	10.00 (7.75)	10.00 (7.75)
D. Top marginal tax rate	0.00	0.00	5.50	7.50	8.50	7.50	7.50
(i) Top marginal income tax rate	0.00 (100)	0.00 (80)	8.00 (30)	10.00 (13)	10.00 (13)	10.00 (13)	10.00 (13)
(ii) Top marginal income and payroll tax rate			3.00 (50)	5.00 (39)	7.00 (35)	5.00 (40)	5.00 (37)
E. State ownership of assets	0.00	0.00	4.59	4.37	4.43	3.63	4.18
2. Legal System and Property Rights	3.66	4.92	5.16	5.31	5.21	4.70	4.68
A. Judicial independence	2.63	2.95	3.49	3.08	3.34	3.76	3.42
B. Impartial courts	5.18	4.24	4.15	3.42	3.59	3.88	3.97
C. Protection of property rights	2.34	2.44	4.29	4.82	4.72	5.10	5.53
D. Military interference in rule of law and politics		5.00	6.11	7.50	7.50	6.67	6.70
E. Integrity of the legal system	3.14	4.18	5.03	5.79	5.83	4.82	4.81
F. Legal enforcement of contracts	5.00	6.52	5.77	5.64	5.64	5.09	5.09
G. Regulatory restrictions on sale of real property		9.14	9.14	8.92	9.12	9.65	9.70
H. Reliability of police			3.28	3.28	2.72	4.16	5.03
<i>Gender Legal Rights Adjustment</i>	1.00	1.00	1.00	1.00	0.96	0.74	0.69
3. Sound Money	5.72	5.95	3.66	6.69	8.47	8.52	9.09
A. Money growth	7.88 (10.6)	8.06 (9.7)	2.19 (39.06)	5.31 (23.43)	7.77 (11.14)	8.81 (5.94)	7.93 (10.36)
B. Standard deviation of inflation	9.28 (1.8)	8.92 (2.7)	1.61 (20.98)	8.97 (2.57)	7.47 (6.33)	8.36 (4.1)	8.99 (2.52)
C. Inflation: most recent year		6.82 (15.9)	5.84 (20.78)	7.46 (12.68)	8.63 (6.86)	6.89 (15.53)	9.42 (2.88)
D. Freedom to own foreign currency bank accounts	0.00	0.00	5.00	5.00	10.00	10.00	10.00
4. Freedom to Trade Internationally			5.97	5.75	5.90	6.87	6.86
A. Tariffs			7.00	5.08	4.91	6.48	6.88
(i) Revenue from trade taxes (% of trade sector)			6.92 (4.62)	1.17 (13.24)	0.95 (13.57)	4.49 (8.26)	5.39 (6.92)
(ii) Mean tariff rate			7.48 (12.6)	8.08 (9.6)	8.10 (9.5)	8.44 (7.8)	8.64 (6.8)
(iii) Standard deviation of tariff rates			6.60 (8.5)	5.99 (10.03)	5.67 (10.83)	6.51 (8.74)	6.60 (8.5)
B. Regulatory trade barriers			5.64	4.83	4.51	5.29	6.06
(i) Non-tariff trade barriers			3.78	4.76	4.12	4.81	5.19
(ii) Compliance cost of importing and exporting			7.50	4.90	4.90	5.76	6.93
C. Black-market exchange rates	0.00	0.00	10.00	10.00	10.00	10.00	10.00
D. Controls of the movement of capital and people	0.00	0.00	1.25	3.10	4.18	5.70	4.53
(i) Financial openness			2.51	4.16	5.37	7.17	5.97
(ii) Capital controls	0.00	0.00	0.00	3.85	5.83	6.15	3.85
(iii) Freedom of foreigners to visit				1.30	1.33	3.76	3.76
5. Regulation	2.78	1.00	5.05	6.21	6.40	6.47	6.63
A. Credit Market regulations	0.00	0.17	4.29	8.00	7.77	7.83	8.00
(i) Ownership of banks	0.00	0.00	2.00	5.00	5.00	5.00	5.00
(ii) Private sector credit		0.50	5.88	10.00	9.31	8.50	10.00
(iii) Interest rate controls / negative real interest rates	0.00	0.00	5.00	9.00	9.00	10.00	9.00
B. Labor Market regulations		1.84	5.15	5.98	5.94	5.69	5.90
(i) Hiring regulations and minimum wage			2.58	6.70	5.00	3.90	5.00
(ii) Hiring and firing regulations		1.03	6.08	6.75	4.55	5.11	5.11
(iii) Centralized collective bargaining		4.49	8.30	8.02	6.57	7.65	7.82
(iv) Hours regulations			5.51	6.00	8.00	6.00	6.00
(v) Mandated cost of worker dismissal			8.42	8.42	8.50	8.50	8.50
(vi) Conscription	0.00	0.00	0.00	0.00	3.00	3.00	3.00
C. Business regulations			5.70	4.64	5.50	5.88	5.99
(i) Administrative requirements			6.22	2.06	2.36	3.35	3.70
(ii) Bureaucracy costs			5.00	3.60	6.06	4.00	2.22
(iii) Starting a business			8.61	8.97	9.01	9.68	9.67
(iv) Impartial public administration	2.45	2.81	3.70	3.82	4.13	3.10	3.92
(v) Licensing restrictions				4.43	4.67	7.01	8.23
(vi) Cost of tax compliance			4.98	4.98	6.75	8.12	8.22

Rwanda

	1980	1990	2000	2005	2010	2015	2018
Summary Ratings (Rank)	Rating (Rank) 4.11 (94)	Rating (Rank) 4.51 (94)	Rating (Rank) 6.22 (83)	Rating (Rank) 6.14 (103)	Rating (Rank) 7.10 (65)	Rating (Rank) 7.29 (60)	Rating (Rank) 7.39 (59)
	Rating (Data)	Rating (Data)	Rating (Data)	Rating (Data)	Rating (Data)	Rating (Data)	Rating (Data)
1. Size of Government	5.36	6.10	5.78	5.71	5.43	5.73	6.16
A. Government consumption	7.93 (13.04)	8.59 (10.81)	8.63 (10.66)	7.96 (12.94)	7.21 (15.5)	7.35 (15)	7.02 (16.12)
B. Transfers and subsidies	9.92 (0.8)	9.18 (3.5)	9.54 (2.2)	9.54 (2.2)	8.59 (5.69)	9.46 (2.48)	9.72 (1.53)
C. Government investment	0.00 (76.12)	2.73 (40.46)	0.00 (65.35)	0.37 (48.7)	0.93 (46.74)	0.37 (48.7)	2.42 (41.52)
D. Top marginal tax rate						6.50	6.50
(i) Top marginal income tax rate						8.00 (30)	8.00 (30)
(ii) Top marginal income and payroll tax rate						5.00 (37)	5.00 (37)
E. State ownership of assets	3.57	3.93	4.94	4.97	5.00	4.94	5.16
2. Legal System and Property Rights	2.68	3.39	4.73	4.80	5.98	6.20	6.09
A. Judicial independence	3.96	3.81	3.97	3.93	4.05	4.47	3.84
B. Impartial courts	4.01	3.70	4.28	4.27	4.83	5.65	5.31
C. Protection of property rights	4.39	4.39	5.20	5.30	5.59	5.92	5.68
D. Military interference in rule of law and politics			8.33	8.33	8.30		
E. Integrity of the legal system	5.98	5.97	6.67	6.74	6.71	5.88	5.43
F. Legal enforcement of contracts		2.49	3.74	4.17	4.47	3.73	4.81
G. Regulatory restrictions on sale of real property		1.81	1.81	1.84	7.46	9.74	9.83
H. Reliability of police			6.08	6.08	8.15	9.07	7.70
<i>Gender Legal Rights Adjustment</i>	0.17	0.83	0.89	0.89	0.93	0.95	1.00
3. Sound Money	6.45	6.06	7.44	7.75	8.95	9.39	9.45
A. Money growth	8.44 (7.78)	9.59 (-2.07)	8.62 (6.88)	9.94 (0.31)	8.47 (7.66)	9.04 (4.81)	9.14 (4.3)
B. Standard deviation of inflation	7.99 (5.03)	7.34 (6.65)	6.98 (7.56)	7.86 (5.35)	7.81 (5.48)	9.01 (2.47)	8.73 (3.17)
C. Inflation: most recent year	9.39 (3.06)	7.31 (13.46)	9.14 (4.29)	8.20 (9.01)	9.54 (2.31)	9.50 (2.52)	9.94 (-0.31)
D. Freedom to own foreign currency bank accounts	0.00	0.00	5.00	5.00	10.00	10.00	10.00
4. Freedom to Trade Internationally	0.65	1.92		4.69	6.65	7.04	7.25
A. Tariffs	1.13	0.53		6.30	7.03	7.07	7.21
(i) Revenue from trade taxes (% of trade sector)	1.13 (13.3)	0.53 (14.2)			8.30 (2.55)	8.54 (2.19)	8.68 (1.98)
(ii) Mean tariff rate				6.56 (17.2)	7.50 (12.5)	7.44 (12.8)	7.74 (11.3)
(iii) Standard deviation of tariff rates				6.04 (9.91)	5.30 (11.75)	5.24 (11.9)	5.21 (11.98)
B. Regulatory trade barriers				0.13	5.48	5.14	5.83
(i) Non-tariff trade barriers					5.16	5.66	5.94
(ii) Compliance cost of importing and exporting				0.13	5.80	4.62	5.72
C. Black-market exchange rates	0.00	4.40	10.00	10.00	10.00	10.00	10.00
D. Controls of the movement of capital and people	0.83	0.83	1.60	2.33	4.09	5.95	5.95
(i) Financial openness	1.66	1.66	1.66	1.66	2.26	7.49	7.49
(ii) Capital controls	0.00	0.00	1.54	3.85	8.46	8.46	8.46
(iii) Freedom of foreigners to visit				1.50	1.55	1.88	1.88
5. Regulation	5.42	5.10	6.95	7.73	8.46	8.10	8.00
A. Credit Market regulations	5.01	4.09	6.31	8.55	8.80	7.16	7.18
(i) Ownership of banks	0.00	0.00	0.00	8.00	8.00	5.00	5.00
(ii) Private sector credit	9.03	2.26	8.92	8.65	9.41	7.48	7.53
(iii) Interest rate controls / negative real interest rates	6.00	10.00	10.00	9.00	9.00	9.00	9.00
B. Labor Market regulations			7.00	7.30	8.44	8.59	8.27
(i) Hiring regulations and minimum wage			4.40	5.60	10.00	10.00	10.00
(ii) Hiring and firing regulations					5.48	6.31	5.76
(iii) Centralized collective bargaining					7.42	7.49	6.86
(iv) Hours regulations			6.00	6.00	10.00	10.00	10.00
(v) Mandated cost of worker dismissal			7.59	7.59	7.76	7.76	7.01
(vi) Conscription	10.00	10.00	10.00	10.00	10.00	10.00	10.00
C. Business regulations			7.56	7.33	8.14	8.53	8.55
(i) Administrative requirements					6.97	7.45	6.15
(ii) Bureaucracy costs					7.58	7.56	7.33
(iii) Starting a business			7.07	7.51	9.85	9.36	9.87
(iv) Impartial public administration	4.29	3.86	7.48	8.85	8.45	9.23	9.64
(v) Licensing restrictions				4.86	7.68	9.00	9.32
(vi) Cost of tax compliance			8.12	8.12	8.34	8.61	8.99

Saudi Arabia

	1980	1990	2000	2005	2010	2015	2018
	Rating (Rank)	Rating (Rank)	Rating (Rank)	Rating (Rank)	Rating (Rank)	Rating (Rank)	Rating (Rank)
Summary Ratings (Rank)					6.46 (101)	5.93 (130)	6.31 (115)
	Rating (Data)	Rating (Data)	Rating (Data)	Rating (Data)	Rating (Data)	Rating (Data)	Rating (Data)
1. Size of Government	1.19	1.19	4.59	3.47	4.61	4.30	4.57
A. Government consumption					0.07 (39.76)	0.00 (42)	0.19 (39.37)
B. Transfers and subsidies					9.72 (1.52)	9.25 (3.24)	9.54 (2.18)
C. Government investment	0.00 (55.95)	0.00 (56.13)	7.25 (24.63)	5.01 (32.47)	1.30 (45.45)	0.62 (47.84)	1.19 (45.84)
D. Top marginal tax rate					10.00	10.00	10.00
(i) Top marginal income tax rate					10.00 (0)	10.00 (0)	10.00 (0)
(ii) Top marginal income and payroll tax rate					10.00 (18)	10.00 (20)	10.00 (20)
E. State ownership of assets	2.37	2.37	1.93	1.93	1.95	1.64	1.94
2. Legal System and Property Rights	3.42	3.57	3.52	4.66	4.67	4.73	4.68
A. Judicial independence	3.41	3.47	3.49	4.83	4.81	4.65	4.65
B. Impartial courts	4.99	5.15	4.66	5.42	5.53	5.43	5.52
C. Protection of property rights	4.90	5.04	5.03	5.87	5.90	6.13	6.75
D. Military interference in rule of law and politics	5.00	6.67	8.33	8.33	8.33	8.33	8.30
E. Integrity of the legal system	5.22	4.97	6.08	6.05	6.08	6.13	6.22
F. Legal enforcement of contracts	5.50	5.00	4.19	4.50	4.50	4.86	4.73
G. Regulatory restrictions on sale of real property			2.69	9.96	9.96	9.94	9.97
H. Reliability of police			5.39	7.78	7.78	8.07	8.74
<i>Gender Legal Rights Adjustment</i>	0.41	0.41	0.41	0.41	0.41	0.41	0.36
3. Sound Money					7.84	8.33	8.65
A. Money growth					8.83 (5.84)	9.04 (4.78)	9.55 (2.26)
B. Standard deviation of inflation					3.61 (15.98)	4.72 (13.2)	5.56 (11.09)
C. Inflation: most recent year					8.93 (5.34)	9.56 (2.18)	9.51 (2.47)
D. Freedom to own foreign currency bank accounts					10.00	10.00	10.00
4. Freedom to Trade Internationally					7.34	6.28	6.94
A. Tariffs					8.63	8.38	7.95
(i) Revenue from trade taxes (% of trade sector)					9.51 (0.74)	9.19 (1.22)	9.45 (0.82)
(ii) Mean tariff rate					9.04 (4.8)	8.98 (5.1)	8.92 (5.4)
(iii) Standard deviation of tariff rates					7.35 (6.62)	6.96 (7.6)	5.46 (11.34)
B. Regulatory trade barriers					7.71	3.74	6.80
(i) Non-tariff trade barriers					7.41	5.95	6.18
(ii) Compliance cost of importing and exporting					8.01	1.52	7.41
C. Black-market exchange rates					10.00	10.00	10.00
D. Controls of the movement of capital and people	10.00	10.00	6.99	6.99	3.03	3.03	3.03
(i) Financial openness	10.00	10.00	6.99	6.99	6.99	6.99	6.99
(ii) Capital controls					1.54	1.54	1.54
(iii) Freedom of foreigners to visit					0.55	0.55	0.55
5. Regulation					7.85	5.97	6.73
A. Credit Market regulations					7.92	3.67	6.28
(i) Ownership of banks					8.00	5.00	5.00
(ii) Private sector credit					7.84	2.34	3.84
(iii) Interest rate controls / negative real interest rates							10.00
B. Labor Market regulations					8.20	7.33	7.10
(i) Hiring regulations and minimum wage					10.00	10.00	8.33
(ii) Hiring and firing regulations					6.83	5.81	6.16
(iii) Centralized collective bargaining					7.98	7.77	7.73
(iv) Hours regulations					10.00	6.00	6.00
(v) Mandated cost of worker dismissal					4.39	4.39	4.39
(vi) Conscription					10.00	10.00	10.00
C. Business regulations					7.44	6.92	6.80
(i) Administrative requirements					5.64	5.06	6.13
(ii) Bureaucracy costs					5.15	4.00	2.89
(iii) Starting a business					9.78	9.43	9.61
(iv) Impartial public administration	6.01	6.01	5.37	5.37	5.29	4.59	4.04
(v) Licensing restrictions					9.66	9.19	9.29
(vi) Cost of tax compliance					9.11	9.25	8.83

Senegal

	1980	1990	2000	2005	2010	2015	2018
Summary Ratings (Rank)	Rating (Rank) 5.15 (57)	Rating (Rank) 5.18 (76)	Rating (Rank) 5.73 (99)	Rating (Rank) 5.88 (115)	Rating (Rank) 5.74 (134)	Rating (Rank) 5.98 (128)	Rating (Rank) 6.27 (119)
	Rating (Data)	Rating (Data)	Rating (Data)	Rating (Data)	Rating (Data)	Rating (Data)	Rating (Data)
1. Size of Government	6.01	5.68	7.35	6.62	5.67	6.98	7.46
A. Government consumption	6.08 (19.34)	7.02 (16.13)	8.32 (11.7)	7.46 (14.62)	7.08 (15.94)	6.93 (16.45)	7.09 (15.9)
B. Transfers and subsidies	8.99 (4.2)		10.00 (0.43)	8.71 (5.24)	10.00 (0)	9.73 (1.49)	9.70 (1.59)
C. Government investment	5.08 (32.23)	7.82 (22.64)	8.54 (20.1)	7.06 (25.28)	4.42 (34.55)	6.53 (27.16)	5.45 (30.93)
D. Top marginal tax rate		4.00	3.00	3.00	0.00	5.00	8.00
(i) Top marginal income tax rate		4.00 (48)	3.00 (50)	3.00 (50)	0.00 (61)	5.00 (40)	8.00 (40)
(ii) Top marginal income and payroll tax rate		4.00 (48)	3.00 (50)	3.00 (50)	0.00 (61)	5.00 (40)	8.00 (40)
E. State ownership of assets	3.88	3.88	6.87	6.87	6.87	6.70	7.07
2. Legal System and Property Rights	3.64	3.60	3.48	3.42	3.68	4.17	4.35
A. Judicial independence	4.05	4.05	3.85	3.64	3.77	4.27	4.02
B. Impartial courts	3.50	4.65	4.44	4.12	4.13	4.98	4.76
C. Protection of property rights	5.92	5.92	5.13	5.15	5.28	5.31	5.49
D. Military interference in rule of law and politics	5.00	5.00	3.33	3.33	3.33	4.17	4.20
E. Integrity of the legal system	4.92	5.01	5.84	5.80	5.81	6.00	5.74
F. Legal enforcement of contracts		3.39	3.39	3.39	3.39	2.79	3.35
G. Regulatory restrictions on sale of real property		2.26	2.26	2.26	2.69	5.31	6.89
H. Reliability of police			5.17	5.17	5.12	6.79	6.92
<i>Gender Legal Rights Adjustment</i>	0.56	0.67	0.67	0.67	0.76	0.68	0.68
3. Sound Money	6.36	6.93	7.28	7.11	7.03	7.06	7.30
A. Money growth	8.79 (6.05)	8.94 (-5.32)	9.45 (2.74)	9.42 (2.89)	9.43 (2.85)	8.91 (5.47)	9.71 (1.43)
B. Standard deviation of inflation	8.95 (2.63)	9.01 (2.47)	9.82 (0.44)	9.34 (1.64)	8.93 (2.68)	9.38 (1.55)	9.59 (1.02)
C. Inflation: most recent year	7.69 (11.53)	9.76 (1.19)	9.85 (0.73)	9.66 (1.7)	9.75 (1.25)	9.97 (0.15)	9.91 (0.46)
D. Freedom to own foreign currency bank accounts	0.00	0.00	0.00	0.00	0.00	0.00	0.00
4. Freedom to Trade Internationally	4.69	4.62	5.96	6.31	6.60	6.28	6.40
A. Tariffs	2.40	2.57	6.02	6.10	7.33	7.37	7.35
(i) Revenue from trade taxes (% of trade sector)	2.40 (11.4)	2.13 (11.8)	4.44 (8.34)	3.83 (9.25)	7.09 (4.36)	7.52 (3.72)	7.47 (3.8)
(ii) Mean tariff rate		3.00 (35)	7.60 (12)	7.20 (14)	7.62 (11.9)	7.56 (12.2)	7.56 (12.2)
(iii) Standard deviation of tariff rates				7.26 (6.84)	7.29 (6.78)	7.02 (7.44)	7.02 (7.44)
B. Regulatory trade barriers			5.83	6.86	6.78	5.35	5.85
(i) Non-tariff trade barriers					5.20	4.45	5.46
(ii) Compliance cost of importing and exporting			5.83	6.86	8.37	6.25	6.23
C. Black-market exchange rates	9.60	9.20	10.00	10.00	10.00	10.00	10.00
D. Controls of the movement of capital and people	2.08	2.08	1.98	2.28	2.28	2.39	2.39
(i) Financial openness	4.16	4.16	1.66	1.66	1.66	1.66	1.66
(ii) Capital controls	0.00	0.00	2.31	0.77	0.77	0.77	0.77
(iii) Freedom of foreigners to visit				4.40	4.43	4.76	4.76
5. Regulation	5.06	5.08	4.59	5.95	5.69	5.40	5.86
A. Credit Market regulations	6.46	6.53	5.35	9.12	7.35	6.77	7.53
(i) Ownership of banks	2.00	2.00	2.00	10.00	10.00	8.00	10.00
(ii) Private sector credit	9.37	9.60	8.69	9.37	7.06	7.30	7.58
(iii) Interest rate controls / negative real interest rates	8.00	8.00		8.00	5.00	5.00	5.00
B. Labor Market regulations			3.52	3.49	4.60	3.59	3.60
(i) Hiring regulations and minimum wage			2.80	2.80	3.90	0.00	0.00
(ii) Hiring and firing regulations			2.83		4.83	4.35	3.99
(iii) Centralized collective bargaining			4.33		5.69	6.01	6.43
(iv) Hours regulations			4.70	4.70	6.00	4.00	4.00
(v) Mandated cost of worker dismissal			6.48	6.48	7.19	7.19	7.19
(vi) Conscription	0.00	0.00	0.00	0.00	0.00	0.00	0.00
C. Business regulations			4.90	5.23	5.12	5.85	6.44
(i) Administrative requirements					3.71	4.43	4.50
(ii) Bureaucracy costs					2.88	2.00	4.44
(iii) Starting a business			6.07	6.08	8.46	9.13	9.56
(iv) Impartial public administration	6.33	6.33	6.42	6.42	6.42	6.89	6.79
(v) Licensing restrictions				6.24	6.71	7.61	8.02
(vi) Cost of tax compliance			2.20	2.20	2.53	5.06	5.34

Serbia

	1980	1990	2000	2005	2010	2015	2018
	Rating (Rank)	Rating (Rank)	Rating (Rank)	Rating (Rank)	Rating (Rank)	Rating (Rank)	Rating (Rank)
Summary Ratings (Rank)				6.02 (108)	6.70 (89)	6.91 (81)	7.05 (74)
	Rating (Data)	Rating (Data)	Rating (Data)	Rating (Data)	Rating (Data)	Rating (Data)	Rating (Data)
1. Size of Government				6.64	6.57	6.84	6.48
A. Government consumption				5.60 (20.95)	5.74 (20.5)	6.30 (18.57)	6.09 (19.29)
B. Transfers and subsidies				4.26 (21.56)	3.88 (22.96)	3.69 (23.66)	3.69 (23.66)
C. Government investment				10.00 (12.54)	9.06 (18.29)	9.76 (15.84)	8.68 (19.6)
D. Top marginal tax rate				6.00	7.50	7.50	7.50
(i) Top marginal income tax rate				10.00 (15)	10.00 (15)	10.00 (15)	10.00 (15)
(ii) Top marginal income and payroll tax rate				2.00 (53)	5.00 (37)	5.00 (39)	5.00 (39)
E. State ownership of assets	1.76	3.50	6.53	7.34	6.67	6.94	6.42
2. Legal System and Property Rights	4.29	4.23	4.97	5.04	5.35	5.25	5.44
A. Judicial independence	3.47	2.71	4.02	4.43	4.28	4.32	4.27
B. Impartial courts	4.08	3.58	3.28	3.49	3.69	3.86	4.16
C. Protection of property rights	3.83	5.13	5.37	5.39	4.84	4.78	5.59
D. Military interference in rule of law and politics				6.67	6.67	6.67	6.70
E. Integrity of the legal system	5.76	5.51	5.84	5.81	5.93	5.92	5.75
F. Legal enforcement of contracts				3.95	3.78	3.20	3.37
G. Regulatory restrictions on sale of real property				6.13	6.13	8.87	8.52
H. Reliability of police				4.49	4.78	4.55	5.12
<i>Gender Legal Rights Adjustment</i>	1.00	1.00	1.00	1.00	1.00	1.00	1.00
3. Sound Money				4.55	7.94	7.85	8.47
A. Money growth				6.40 (17.99)	9.37 (3.17)	7.98 (10.1)	9.43 (2.86)
B. Standard deviation of inflation				0.00 (32.54)	8.63 (3.42)	8.68 (3.3)	9.84 (0.39)
C. Inflation: most recent year				6.78 (16.1)	8.77 (6.14)	9.72 (1.39)	9.61 (1.96)
D. Freedom to own foreign currency bank accounts				5.00	5.00	5.00	5.00
4. Freedom to Trade Internationally				7.00	7.10	7.49	7.59
A. Tariffs				7.75	8.17	8.32	8.34
(i) Revenue from trade taxes (% of trade sector)				7.47 (3.8)	8.85 (1.72)	9.27 (1.1)	9.27 (1.1)
(ii) Mean tariff rate				8.36 (8.2)	8.52 (7.4)	8.52 (7.4)	8.52 (7.4)
(iii) Standard deviation of tariff rates				7.43 (6.42)	7.13 (7.18)	7.16 (7.1)	7.25 (6.88)
B. Regulatory trade barriers				6.83	6.82	7.39	7.75
(i) Non-tariff trade barriers				5.37	5.35	5.01	5.76
(ii) Compliance cost of importing and exporting				8.28	8.28	9.77	9.75
C. Black-market exchange rates				10.00	10.00	10.00	10.00
D. Controls of the movement of capital and people				3.43	3.43	4.25	4.25
(i) Financial openness							
(ii) Capital controls				0.77	0.77	1.54	1.54
(iii) Freedom of foreigners to visit				6.10	6.08	6.97	6.97
5. Regulation				6.85	6.55	7.12	7.27
A. Credit Market regulations				9.39	8.32	8.05	8.13
(i) Ownership of banks				10.00	8.00	8.00	8.00
(ii) Private sector credit				9.16	6.97	7.16	7.39
(iii) Interest rate controls / negative real interest rates				9.00	10.00	9.00	9.00
B. Labor Market regulations				5.90	5.68	6.88	6.92
(i) Hiring regulations and minimum wage				3.30	2.23	2.23	2.23
(ii) Hiring and firing regulations				5.00	4.38	4.34	5.02
(iii) Centralized collective bargaining				7.12	6.95	7.18	6.79
(iv) Hours regulations				9.30	10.00	10.00	10.00
(v) Mandated cost of worker dismissal				7.68	7.51	7.51	7.51
(vi) Conscription				3.00	3.00	10.00	10.00
C. Business regulations				5.25	5.66	6.44	6.77
(i) Administrative requirements				1.72	2.23	2.40	3.49
(ii) Bureaucracy costs				5.14	6.52	6.00	6.22
(iii) Starting a business				9.13	9.48	9.71	9.75
(iv) Impartial public administration	6.05	7.15	5.99	6.06	5.42	4.71	4.37
(v) Licensing restrictions				2.59	3.47	8.37	9.29
(vi) Cost of tax compliance				6.87	6.87	7.47	7.47

Seychelles

	1980	1990	2000	2005	2010	2015	2018
	Rating (Rank)	Rating (Rank)	Rating (Rank)	Rating (Rank)	Rating (Rank)	Rating (Rank)	Rating (Rank)
Summary Ratings (Rank)						7.43 (52)	7.49 (52)
	Rating (Data)	Rating (Data)	Rating (Data)	Rating (Data)	Rating (Data)	Rating (Data)	Rating (Data)
1. Size of Government	5.53	3.31	2.71	6.75	4.63	6.87	6.71
A. Government consumption					2.26 (32.3)	3.71 (27.39)	1.72 (34.14)
B. Transfers and subsidies						7.31 (10.38)	8.49 (6.05)
C. Government investment	8.51 (20.21)	4.07 (35.74)	1.33 (45.33)	10.00 (14.21)	7.56 (23.54)	10.00 (14.17)	9.90 (15.36)
D. Top marginal tax rate						10.00	10.00
(i) Top marginal income tax rate						10.00 (15)	10.00 (15)
(ii) Top marginal income and payroll tax rate						10.00 (19)	10.00 (19)
E. State ownership of assets	2.54	2.54	4.08	3.50	4.06	3.35	3.44
2. Legal System and Property Rights	4.21	4.60	4.22	5.13	5.14	5.42	5.54
A. Judicial independence	3.80	3.97	4.42	4.94	5.06	4.98	5.27
B. Impartial courts	3.83	5.11	5.26	5.00	5.01	5.11	5.46
C. Protection of property rights	4.43	4.48	4.22	4.78	4.78	5.12	5.53
D. Military interference in rule of law and politics			4.17	4.17	4.20		
E. Integrity of the legal system	4.98	5.07	5.91	6.32	6.30	6.86	6.98
F. Legal enforcement of contracts			1.58	4.06	4.06	4.06	4.06
G. Regulatory restrictions on sale of real property			4.36	7.08	7.08	7.08	7.08
H. Reliability of police				5.20	5.20	5.20	4.86
<i>Gender Legal Rights Adjustment</i>	0.97	0.97	0.97	0.97	0.97	0.97	0.98
3. Sound Money						9.33	9.26
A. Money growth			7.04 (14.81)	9.47 (2.64)	7.43 (12.83)	8.53 (7.36)	9.22 (3.88)
B. Standard deviation of inflation						9.58 (1.04)	8.56 (3.6)
C. Inflation: most recent year						9.19 (4.04)	9.26 (3.7)
D. Freedom to own foreign currency bank accounts						10.00	10.00
4. Freedom to Trade Internationally						8.06	8.27
A. Tariffs						8.20	7.98
(i) Revenue from trade taxes (% of trade sector)						9.30 (1.05)	9.49 (0.76)
(ii) Mean tariff rate						9.42 (2.9)	9.36 (3.2)
(iii) Standard deviation of tariff rates						5.87 (10.32)	5.10 (12.26)
B. Regulatory trade barriers						5.51	5.60
(i) Non-tariff trade barriers						5.70	5.87
(ii) Compliance cost of importing and exporting						5.32	5.33
C. Black-market exchange rates						9.03	10.00
D. Controls of the movement of capital and people		10.00	6.57	4.06	10.00	9.49	9.49
(i) Financial openness		10.00	6.57	4.06	10.00	10.00	10.00
(ii) Capital controls						8.46	8.46
(iii) Freedom of foreigners to visit						10.00	10.00
5. Regulation					6.23	7.50	7.69
A. Credit Market regulations						8.00	7.88
(i) Ownership of banks						5.00	5.00
(ii) Private sector credit			0.93	10.00	10.00	10.00	9.65
(iii) Interest rate controls / negative real interest rates						9.00	9.00
B. Labor Market regulations						7.17	7.56
(i) Hiring regulations and minimum wage						6.67	8.90
(ii) Hiring and firing regulations						4.42	5.13
(iii) Centralized collective bargaining						6.43	5.82
(iv) Hours regulations						8.00	8.00
(v) Mandated cost of worker dismissal						7.53	7.53
(vi) Conscription						10.00	10.00
C. Business regulations						7.31	7.63
(i) Administrative requirements						5.33	5.17
(ii) Bureaucracy costs					6.52	6.00	5.78
(iii) Starting a business						8.83	8.84
(iv) Impartial public administration	3.21	3.38	4.69	4.69	5.85	6.22	7.89
(v) Licensing restrictions						8.46	9.08
(vi) Cost of tax compliance						9.05	9.05

Sierra Leone

	1980	1990	2000	2005	2010	2015	2018
	Rating (Rank)	Rating (Rank)	Rating (Rank)	Rating (Rank)	Rating (Rank)	Rating (Rank)	Rating (Rank)
Summary Ratings (Rank)	4.50 (84)	3.43 (109)	4.98 (116)	5.67 (124)	6.37 (107)	5.67 (140)	5.87 (137)
	Rating (Data)	Rating (Data)	Rating (Data)	Rating (Data)	Rating (Data)	Rating (Data)	Rating (Data)
1. Size of Government	6.14	6.68	6.17	6.48	8.68	7.04	7.77
A. Government consumption	9.29 (8.4)	8.30 (11.78)	7.79 (13.5)	7.83 (13.37)	8.44 (11.3)	9.09 (9.1)	9.25 (8.54)
B. Transfers and subsidies		9.70 (1.6)	9.71 (1.57)	10.00 (0)	10.00 (0)	10.00 (0.27)	10.00 (0.27)
C. Government investment	4.06 (35.8)	3.64 (37.27)	0.00 (471.96)	1.94 (43.21)	10.00 (2.47)	4.14 (35.52)	4.02 (35.94)
D. Top marginal tax rate						6.50	8.00
(i) Top marginal income tax rate						8.00 (30)	9.00 (35)
(ii) Top marginal income and payroll tax rate						5.00 (40)	7.00 (44)
E. State ownership of assets	5.07	5.07	7.17	6.15	6.27	5.50	7.58
2. Legal System and Property Rights	3.87	2.73	4.35	3.68	4.04	4.11	3.97
A. Judicial independence	2.80	2.64	4.76	3.70	3.78	3.66	3.65
B. Impartial courts	2.96	3.03	4.71	3.66	3.77	3.56	3.66
C. Protection of property rights	4.15	4.15	5.53	4.37	4.37	4.72	4.89
D. Military interference in rule of law and politics	4.72	3.33	2.29	4.17	4.17	4.17	4.20
E. Integrity of the legal system	5.87	4.95	5.07	5.77	5.86	5.71	5.90
F. Legal enforcement of contracts		1.58	4.92	4.67	4.79	4.18	4.18
G. Regulatory restrictions on sale of real property		0.56	0.56	0.56	4.50	5.42	5.46
H. Reliability of police			9.05	4.28	4.28	4.18	4.13
<i>Gender Legal Rights Adjustment</i>	0.89	0.89	0.89	0.89	0.82	0.85	0.76
3. Sound Money	6.02	0.06	6.47	6.32	6.95	7.07	6.82
A. Money growth	7.16 (14.22)	0.24 (48.82)	4.37 (28.16)	5.91 (20.44)	7.73 (11.34)	8.04 (9.78)	8.52 (7.4)
B. Standard deviation of inflation	8.90 (2.76)	0.00 (29.16)	6.67 (8.33)	6.78 (8.04)	8.39 (4.02)	6.83 (7.93)	6.96 (7.61)
C. Inflation: most recent year	8.02 (9.9)	0.00 (89.15)	9.83 (-0.84)	7.59 (12.05)	6.67 (16.64)	8.40 (7.98)	6.79 (16.03)
D. Freedom to own foreign currency bank accounts	0.00	0.00	5.00	5.00	5.00	5.00	5.00
4. Freedom to Trade Internationally	1.27	3.15	3.56	5.96	6.15	5.29	5.74
A. Tariffs	2.99	7.37	3.37	6.08	6.82	7.74	7.47
(i) Revenue from trade taxes (% of trade sector)	1.13 (13.3)	7.37 (3.95)	3.37 (9.95)	4.65 (8.02)	6.88 (4.68)	8.47 (2.3)	7.64 (3.54)
(ii) Mean tariff rate	4.84 (25.8)			7.28 (13.6)	7.28 (13.6)	7.62 (11.9)	7.62 (11.9)
(iii) Standard deviation of tariff rates				6.30 (9.25)	6.30 (9.25)	7.14 (7.14)	7.14 (7.14)
B. Regulatory trade barriers				5.44	6.47	2.84	4.35
(i) Non-tariff trade barriers						4.55	4.47
(ii) Compliance cost of importing and exporting				5.44	6.47	1.14	4.23
C. Black-market exchange rates	0.00	0.00	5.00	10.00	10.00	10.00	10.00
D. Controls of the movement of capital and people	0.83	2.08	2.31	2.30	1.31	0.59	1.14
(i) Financial openness	1.66	4.16	0.00	1.66	0.00	0.00	1.66
(ii) Capital controls	0.00	0.00	4.61	3.85	2.50	0.00	0.00
(iii) Freedom of foreigners to visit				1.40	1.44	1.77	1.77
5. Regulation	5.18	4.55	4.38	5.91	6.01	4.82	5.03
A. Credit Market regulations	4.67	2.94	3.33	6.25	6.21	3.33	3.67
(i) Ownership of banks	2.00	2.00	2.00	2.00	2.00	2.00	2.00
(ii) Private sector credit	6.02	6.82	0.00	7.76	7.62	0.00	0.00
(iii) Interest rate controls / negative real interest rates	6.00	0.00	8.00	9.00	9.00	8.00	9.00
B. Labor Market regulations			5.68	5.68	5.67	5.25	5.16
(i) Hiring regulations and minimum wage			6.70	6.70	6.67	3.33	3.33
(ii) Hiring and firing regulations						4.47	4.12
(iii) Centralized collective bargaining						5.68	5.54
(iv) Hours regulations			6.00	6.00	6.00	8.00	8.00
(v) Mandated cost of worker dismissal			0.00	0.00	0.00	0.00	0.00
(vi) Conscription	10.00	10.00	10.00	10.00	10.00	10.00	10.00
C. Business regulations			4.12	5.79	6.15	5.89	6.25
(i) Administrative requirements						3.92	3.90
(ii) Bureaucracy costs					4.09	2.44	2.67
(iii) Starting a business			5.83	5.83	8.64	9.36	9.66
(iv) Impartial public administration	2.84	1.82	0.99	5.82	5.49	5.27	7.22
(v) Licensing restrictions				6.00	6.54	8.21	7.91
(vi) Cost of tax compliance			5.53	5.53	6.00	6.16	6.16

Singapore

	1980	1990	2000	2005	2010	2015	2018
Summary Ratings (Rank)	Rating (Rank) 7.10 (11)	Rating (Rank) 8.42 (3)	Rating (Rank) 8.46 (5)	Rating (Rank) 8.65 (2)	Rating (Rank) 8.55 (2)	Rating (Rank) 8.64 (2)	Rating (Rank) 8.65 (2)
	Rating (Data)	Rating (Data)	Rating (Data)	Rating (Data)	Rating (Data)	Rating (Data)	Rating (Data)
1. Size of Government	6.41	7.47	7.21	7.56	7.72	7.44	7.27
A. Government consumption	7.08 (15.93)	6.45 (18.06)	5.65 (20.8)	5.81 (20.24)	5.24 (22.2)	5.44 (21.52)	4.95 (23.16)
B. Transfers and subsidies	9.84 (1.1)	9.43 (2.6)	9.23 (3.32)	9.17 (3.54)	10.00 (0.04)	8.85 (4.71)	9.23 (3.33)
C. Government investment	7.28 (24.53)	8.63 (19.8)	8.35 (20.76)	9.00 (18.52)	9.53 (16.64)	9.10 (18.17)	9.52 (16.7)
D. Top marginal tax rate	4.00	9.00	9.00	10.00	10.00	10.00	9.00
(i) Top marginal income tax rate	4.00 (55)	9.00 (33)	9.00 (28)	10.00 (21)	10.00 (20)	10.00 (20)	9.00 (22)
(ii) Top marginal income and payroll tax rate		9.00 (33)	9.00 (28)	10.00 (21)	10.00 (20)	10.00 (20)	9.00 (22)
E. State ownership of assets	3.84	3.84	3.84	3.84	3.84	3.84	3.67
2. Legal System and Property Rights	6.75	7.67	8.04	7.81	7.63	7.68	7.70
A. Judicial independence	4.80	5.57	5.80	5.67	5.77	5.75	5.82
B. Impartial courts	5.68	6.86	7.07	7.41	7.37	7.46	7.18
C. Protection of property rights	5.49	6.41	6.55	7.09	7.13	7.07	7.57
D. Military interference in rule of law and politics	10.00	10.00	10.00	8.33	8.33	8.33	8.30
E. Integrity of the legal system	7.56	7.56	8.39	7.56	7.56	7.56	7.51
F. Legal enforcement of contracts	7.00	8.36	8.36	8.36	8.01	7.83	7.83
G. Regulatory restrictions on sale of real property		8.94	8.94	8.91	8.99	8.96	8.96
H. Reliability of police			9.17	9.17	9.03	9.24	9.19
<i>Gender Legal Rights Adjustment</i>	1.00	1.00	1.00	1.00	0.96	0.97	0.98
3. Sound Money	6.51	9.34	9.46	9.71	8.91	9.84	9.84
A. Money growth	9.76 (1.21)	9.42 (2.9)	9.42 (-2.88)	9.83 (0.85)	7.65 (11.77)	9.84 (0.81)	10.00 (-0.02)
B. Standard deviation of inflation	8.57 (3.57)	8.91 (2.73)	8.70 (3.24)	9.11 (2.21)	8.56 (3.59)	9.63 (0.94)	9.47 (1.34)
C. Inflation: most recent year	7.71 (11.47)	9.02 (4.92)	9.73 (1.36)	9.91 (0.43)	9.44 (2.8)	9.89 (-0.54)	9.91 (0.44)
D. Freedom to own foreign currency bank accounts	0.00	10.00	10.00	10.00	10.00	10.00	10.00
4. Freedom to Trade Internationally	9.41	9.90	9.24	9.45	9.49	9.38	9.44
A. Tariffs	9.84	9.70	9.95	9.99	10.00	9.99	10.00
(i) Revenue from trade taxes (% of trade sector)	9.73 (0.4)	9.91 (0.14)	9.93 (0.11)	10.00 (0)	10.00 (0)	10.00 (0)	10.00 (0)
(ii) Mean tariff rate	9.94 (0.3)	9.92 (0.4)	9.92 (0.4)	9.98 (0.1)	10.00 (0)	9.96 (0.2)	10.00 (0)
(iii) Standard deviation of tariff rates		9.28 (1.8)	10.00 (0)	10.00 (0)	10.00 (0)	10.00 (0)	10.00 (0)
B. Regulatory trade barriers			9.31	9.08	9.00	8.54	8.78
(i) Non-tariff trade barriers			8.79	8.60	8.50	7.95	8.36
(ii) Compliance cost of importing and exporting			9.83	9.56	9.50	9.13	9.20
C. Black-market exchange rates	10.00	10.00	10.00	10.00	10.00	10.00	10.00
D. Controls of the movement of capital and people	8.40	10.00	7.69	8.72	8.97	8.97	8.97
(i) Financial openness	8.80	10.00	10.00	10.00	10.00	10.00	10.00
(ii) Capital controls	8.00	10.00	5.38	6.15	6.92	6.92	6.92
(iii) Freedom of foreigners to visit				10.00	10.00	10.00	10.00
5. Regulation	6.40	7.74	8.37	8.73	9.00	8.86	9.01
A. Credit Market regulations	9.64	10.00	10.00	10.00	10.00	10.00	10.00
(i) Ownership of banks	10.00	10.00	10.00	10.00	10.00	10.00	10.00
(ii) Private sector credit	8.91	10.00	10.00	10.00	10.00	10.00	10.00
(iii) Interest rate controls / negative real interest rates	10.00	10.00	10.00	10.00	10.00	10.00	10.00
B. Labor Market regulations		5.48	6.21	7.65	7.72	7.21	7.68
(i) Hiring regulations and minimum wage			4.56	10.00	10.00	10.00	10.00
(ii) Hiring and firing regulations		8.50	7.17	8.15	8.03	7.61	7.70
(iii) Centralized collective bargaining	7.93	7.93	8.37	8.15	8.30	8.41	8.39
(iv) Hours regulations			7.52	10.00	10.00	10.00	10.00
(v) Mandated cost of worker dismissal			9.63	9.63	10.00	0.00	10.00
(vi) Conscription	0.00	0.00	0.00	0.00	0.00	0.00	0.00
C. Business regulations			8.89	8.53	9.26	9.39	9.34
(i) Administrative requirements			7.68	6.79	7.60	7.65	7.44
(ii) Bureaucracy costs			8.05	6.42	9.55	10.00	9.78
(iii) Starting a business			9.73	9.80	9.90	9.91	9.95
(iv) Impartial public administration	10.00	10.00	9.52	9.52	9.52	9.52	9.57
(v) Licensing restrictions				9.22	9.97	9.99	9.99
(vi) Cost of tax compliance			9.45	9.45	9.06	9.25	9.28

Slovak Republic

	1980	1990	2000	2005	2010	2015	2018
	Rating (Rank)	Rating (Rank)	Rating (Rank)	Rating (Rank)	Rating (Rank)	Rating (Rank)	Rating (Rank)
Summary Ratings (Rank)			6.90 (56)	7.67 (27)	7.69 (25)	7.53 (43)	7.63 (38)
	Rating (Data)	Rating (Data)	Rating (Data)	Rating (Data)	Rating (Data)	Rating (Data)	Rating (Data)
1. Size of Government			6.04	6.84	6.73	5.94	6.55
A. Government consumption		3.27 (28.89)	4.04 (26.26)	4.59 (24.38)	4.38 (25.11)	4.23 (25.63)	4.44 (24.91)
B. Transfers and subsidies			3.88 (22.95)	4.82 (19.5)	4.29 (21.46)	4.81 (19.55)	4.89 (19.27)
C. Government investment			10.00 (13.38)	10.00 (12.55)	9.61 (16.37)	6.92 (25.77)	10.00 (14.85)
D. Top marginal tax rate			4.00	6.50	6.50	5.50	5.50
(i) Top marginal income tax rate			4.00 (42)	10.00 (19)	10.00 (19)	9.00 (25)	9.00 (25)
(ii) Top marginal income and payroll tax rate			4.00 (44)	3.00 (48)	3.00 (48)	2.00 (54)	2.00 (52)
E. State ownership of assets			8.27	8.27	8.87	8.24	7.94
2. Legal System and Property Rights		6.70	6.55	6.67	6.25	6.08	6.14
A. Judicial independence	4.46	4.90	5.23	4.93	4.42	4.57	4.57
B. Impartial courts		5.22	5.13	5.07	4.34	4.32	4.47
C. Protection of property rights		5.32	5.67	6.40	5.61	5.73	6.15
D. Military interference in rule of law and politics		10.00	10.00	10.00	10.00	10.00	10.00
E. Integrity of the legal system		8.24	7.38	6.89	6.92	6.71	6.52
F. Legal enforcement of contracts		4.64	4.64	4.64	4.38	3.33	3.75
G. Regulatory restrictions on sale of real property		8.57	8.57	9.65	9.68	9.69	9.69
H. Reliability of police			5.77	5.77	4.67	4.31	3.99
<i>Gender Legal Rights Adjustment</i>	1.00	1.00	1.00	1.00	1.00	1.00	1.00
3. Sound Money		8.81	7.90	9.15	9.81	9.74	9.32
A. Money growth			9.81 (-0.94)	7.67 (11.66)	9.95 (-0.25)	9.34 (3.3)	8.22 (8.92)
B. Standard deviation of inflation		8.99 (2.52)	9.20 (2.01)	9.46 (1.34)	9.48 (1.29)	9.67 (0.83)	9.56 (1.09)
C. Inflation: most recent year		8.63 (6.86)	7.59 (12.04)	9.46 (2.71)	9.81 (0.96)	9.93 (-0.33)	9.50 (2.51)
D. Freedom to own foreign currency bank accounts			5.00	10.00	10.00	10.00	10.00
4. Freedom to Trade Internationally			7.34	7.84	8.03	8.27	8.26
A. Tariffs			9.07	8.39	8.34	8.36	8.12
(i) Revenue from trade taxes (% of trade sector)			9.34 (0.99)	9.59 (0.62)	9.63 (0.55)	9.10 (1.35)	9.13 (1.3)
(ii) Mean tariff rate			8.80 (6)	9.46 (2.7)	8.98 (5.1)	8.98 (5.1)	8.96 (5.2)
(iii) Standard deviation of tariff rates				6.13 (9.67)	6.41 (8.98)	7.00 (7.5)	6.26 (9.36)
B. Regulatory trade barriers			7.92	7.35	7.34	7.85	8.05
(i) Non-tariff trade barriers			6.67	7.94	7.01	5.74	6.11
(ii) Compliance cost of importing and exporting			9.17	6.76	7.68	9.96	9.98
C. Black-market exchange rates			10.00	10.00	10.00	10.00	10.00
D. Controls of the movement of capital and people			2.37	5.62	6.43	6.87	6.87
(i) Financial openness			1.66	5.09	7.49	7.49	7.49
(ii) Capital controls			3.08	5.38	5.38	5.38	5.38
(iii) Freedom of foreigners to visit				6.40	6.42	7.74	7.74
5. Regulation			6.65	7.85	7.65	7.64	7.86
A. Credit Market regulations			7.70	9.62	8.88	9.26	9.88
(i) Ownership of banks			5.00	10.00	10.00	10.00	10.00
(ii) Private sector credit			8.10	8.87	6.63	8.77	9.65
(iii) Interest rate controls / negative real interest rates			10.00	10.00	10.00	9.00	10.00
B. Labor Market regulations			5.25	7.53	7.15	7.04	6.95
(i) Hiring regulations and minimum wage			4.17	8.30	6.67	6.67	5.57
(ii) Hiring and firing regulations		4.92	3.00	6.83	3.71	3.24	3.79
(iii) Centralized collective bargaining			7.67	8.28	6.79	6.60	6.59
(iv) Hours regulations			4.84	8.00	8.00	8.00	8.00
(v) Mandated cost of worker dismissal			8.79	8.79	7.76	7.76	7.76
(vi) Conscription			3.00	5.00	10.00	10.00	10.00
C. Business regulations			7.01	6.39	6.91	6.63	6.73
(i) Administrative requirements			8.00	3.49	2.76	2.21	2.31
(ii) Bureaucracy costs			4.50	5.21	7.42	7.33	7.56
(iii) Starting a business			8.12	9.02	9.34	9.56	9.25
(iv) Impartial public administration			8.08	8.08	8.31	6.59	7.41
(v) Licensing restrictions				6.21	6.24	6.25	6.03
(vi) Cost of tax compliance			6.36	6.36	7.41	7.85	7.85

Slovenia

	1980	1990	2000	2005	2010	2015	2018
	Rating (Rank)	Rating (Rank)	Rating (Rank)	Rating (Rank)	Rating (Rank)	Rating (Rank)	Rating (Rank)
Summary Ratings (Rank)			6.67 (65)	7.04 (61)	7.10 (65)	7.33 (57)	7.33 (62)
	Rating (Data)	Rating (Data)	Rating (Data)	Rating (Data)	Rating (Data)	Rating (Data)	Rating (Data)
1. Size of Government		3.39	5.29	5.30	5.02	5.15	5.39
A. Government consumption		4.15 (25.9)	3.67 (27.51)	4.04 (26.27)	3.81 (27.06)	4.19 (25.76)	4.13 (25.97)
B. Transfers and subsidies			4.02 (22.44)	4.08 (22.22)	3.85 (23.08)	4.99 (18.9)	4.92 (19.15)
C. Government investment			10.00 (13.51)	10.00 (14.11)	7.64 (23.27)	7.16 (24.94)	9.01 (18.47)
D. Top marginal tax rate			2.00	1.50	2.50	2.00	2.00
(i) Top marginal income tax rate			4.00 (50)	3.00 (50)	4.00 (41)	4.00 (50)	4.00 (50)
(ii) Top marginal income and payroll tax rate			0.00 (70)	0.00 (70)	1.00 (60)	0.00 (66)	0.00 (66)
E. State ownership of assets		2.64	6.78	6.89	7.32	7.44	6.89
2. Legal System and Property Rights	5.41	5.65	5.91	5.85	6.17	6.52	6.54
A. Judicial independence	5.38	5.49	6.17	5.83	5.58	5.71	5.49
B. Impartial courts	4.46	5.93	5.93	5.79	5.11	5.17	5.24
C. Protection of property rights	5.82	5.59	6.07	6.35	5.95	5.88	6.36
D. Military interference in rule of law and politics		8.33	8.33	8.33	9.17	9.17	9.20
E. Integrity of the legal system	6.82	7.58	7.65	7.25	7.40	7.47	7.35
F. Legal enforcement of contracts		3.80	4.90	4.93	5.11	4.23	4.23
G. Regulatory restrictions on sale of real property		4.34	4.34	4.34	7.26	8.41	8.32
H. Reliability of police			5.74	5.74	5.64	7.49	7.43
<i>Gender Legal Rights Adjustment</i>	0.93	0.93	0.93	0.93	0.93	0.95	0.95
3. Sound Money			7.49	8.79	9.55	9.77	9.34
A. Money growth			7.62 (11.91)	6.88 (15.58)	9.41 (2.96)	9.30 (3.52)	7.96 (10.19)
B. Standard deviation of inflation			9.12 (2.19)	8.78 (3.04)	9.16 (2.11)	9.88 (0.3)	9.73 (0.67)
C. Inflation: most recent year			8.22 (8.88)	9.50 (2.48)	9.63 (1.84)	9.90 (-0.52)	9.65 (1.74)
D. Freedom to own foreign currency bank accounts		5.00	5.00	10.00	10.00	10.00	10.00
4. Freedom to Trade Internationally			7.96	8.21	7.95	8.08	8.11
A. Tariffs			8.05	8.48	8.34	8.36	8.12
(i) Revenue from trade taxes (% of trade sector)			9.48 (0.78)	9.84 (0.24)	9.63 (0.55)	9.10 (1.35)	9.13 (1.3)
(ii) Mean tariff rate			7.64 (11.8)	9.46 (2.7)	8.98 (5.1)	8.98 (5.1)	8.96 (5.2)
(iii) Standard deviation of tariff rates			7.04 (7.4)	6.13 (9.67)	6.41 (8.98)	7.00 (7.5)	6.26 (9.36)
B. Regulatory trade barriers			8.36	7.23	7.29	8.00	8.38
(i) Non-tariff trade barriers			7.38	7.29	6.69	6.04	6.78
(ii) Compliance cost of importing and exporting			9.33	7.18	7.89	9.96	9.98
C. Black-market exchange rates		0.00	10.00	10.00	10.00	10.00	10.00
D. Controls of the movement of capital and people	0.00	0.00	5.42	7.12	6.15	5.94	5.94
(i) Financial openness			6.99	8.80	8.20	6.99	6.99
(ii) Capital controls	0.00	0.00	3.85	6.15	3.85	3.08	3.08
(iii) Freedom of foreigners to visit				6.40	6.42	7.74	7.74
5. Regulation			6.68	7.07	6.81	7.11	7.27
A. Credit Market regulations			8.19	9.15	7.53	7.93	8.33
(i) Ownership of banks			5.00	8.00	5.00	5.00	5.00
(ii) Private sector credit			9.58	9.46	7.59	8.78	10.00
(iii) Interest rate controls / negative real interest rates			10.00	10.00	10.00	10.00	10.00
B. Labor Market regulations			4.23	5.56	5.55	6.01	6.20
(i) Hiring regulations and minimum wage			4.02	3.90	2.23	2.23	2.23
(ii) Hiring and firing regulations			2.32	2.92	2.21	2.29	2.74
(iii) Centralized collective bargaining			5.05	5.55	4.74	5.42	6.07
(iv) Hours regulations			4.70	4.70	6.00	8.00	8.00
(v) Mandated cost of worker dismissal			6.29	6.29	8.13	8.13	8.13
(vi) Conscription			3.00	10.00	10.00	10.00	10.00
C. Business regulations			7.62	6.49	7.35	7.40	7.27
(i) Administrative requirements			6.95	3.18	3.33	2.90	2.65
(ii) Bureaucracy costs			7.80	5.38	8.33	8.67	7.56
(iii) Starting a business			7.87	7.80	9.66	9.64	9.63
(iv) Impartial public administration		8.37	8.39	8.39	8.14	8.67	9.52
(v) Licensing restrictions				7.12	7.56	7.25	6.88
(vi) Cost of tax compliance			7.09	7.09	7.09	7.25	7.39

South Africa

	1980	1990	2000	2005	2010	2015	2018
	Rating (Rank)	Rating (Rank)	Rating (Rank)	Rating (Rank)	Rating (Rank)	Rating (Rank)	Rating (Rank)
Summary Ratings (Rank)	5.02 (64)	5.52 (61)	6.87 (58)	6.95 (67)	6.86 (80)	6.77 (91)	6.73 (90)
	Rating (Data)	Rating (Data)	Rating (Data)	Rating (Data)	Rating (Data)	Rating (Data)	Rating (Data)
1. Size of Government	6.26	6.87	6.51	6.63	6.00	5.67	6.11
A. Government consumption	5.61 (20.94)	4.46 (24.83)	5.17 (22.42)	4.76 (23.83)	4.26 (25.5)	4.25 (25.54)	4.06 (26.2)
B. Transfers and subsidies	9.26 (3.2)	8.83 (4.8)	8.62 (5.55)	8.69 (5.31)	8.62 (5.57)	7.99 (7.88)	8.67 (5.37)
C. Government investment	7.26 (24.6)	8.49 (20.3)	6.51 (27.23)	6.95 (25.66)	4.15 (35.49)	3.93 (36.25)	3.79 (36.72)
D. Top marginal tax rate	2.00	5.00	4.00	4.50	5.50	4.00	6.00
(i) Top marginal income tax rate	2.00 (60)	5.00 (45)	4.00 (45)	5.00 (40)	6.00 (40)	4.00 (41)	7.00 (45)
(ii) Top marginal income and payroll tax rate		5.00 (45)	4.00 (45)	4.00 (41)	5.00 (41)	4.00 (42)	5.00 (46)
E. State ownership of assets	7.18	7.59	8.23	8.23	7.45	8.16	8.02
2. Legal System and Property Rights	2.30	2.54	5.76	6.03	6.11	6.09	5.68
A. Judicial independence	4.08	5.32	6.16	6.29	5.93	6.64	5.99
B. Impartial courts	4.38	6.06	6.24	6.05	5.68	6.11	5.26
C. Protection of property rights	3.11	5.05	5.58	6.58	6.28	6.66	5.56
D. Military interference in rule of law and politics	5.00	5.00	8.33	8.33	8.33	8.33	8.30
E. Integrity of the legal system	3.97	3.19	5.10	5.51	5.54	4.95	4.77
F. Legal enforcement of contracts	7.00	5.09	4.96	4.96	4.96	4.96	4.96
G. Regulatory restrictions on sale of real property		5.83	5.83	6.64	7.72	7.17	6.94
H. Reliability of police			3.88	3.88	4.38	3.86	3.65
<i>Gender Legal Rights Adjustment</i>	0.00	0.00	1.00	1.00	1.00	1.00	1.00
3. Sound Money	5.29	5.81	7.85	7.98	8.18	8.10	8.20
A. Money growth	7.86 (10.69)	6.75 (16.24)	7.87 (10.66)	8.60 (6.98)	9.22 (3.9)	8.79 (6.07)	9.17 (4.15)
B. Standard deviation of inflation	8.12 (4.71)	9.49 (1.27)	9.60 (0.99)	9.01 (2.48)	9.37 (1.57)	9.54 (1.16)	9.55 (1.13)
C. Inflation: most recent year	5.18 (24.12)	6.98 (15.09)	8.93 (5.34)	9.32 (3.4)	9.15 (4.27)	9.08 (4.59)	9.10 (4.5)
D. Freedom to own foreign currency bank accounts	0.00	0.00	5.00	5.00	5.00	5.00	5.00
4. Freedom to Trade Internationally	6.15	5.89	6.65	6.60	6.55	6.47	6.44
A. Tariffs	8.66	7.27	7.74	6.84	6.84	7.37	7.14
(i) Revenue from trade taxes (% of trade sector)	9.20 (1.2)	8.53 (2.2)	9.01 (1.48)	8.59 (2.11)	8.79 (1.82)	8.78 (1.83)	8.74 (1.89)
(ii) Mean tariff rate	8.12 (9.4)	7.80 (11)	8.30 (8.5)	8.30 (8.5)	8.46 (7.7)	8.48 (7.6)	8.46 (7.7)
(iii) Standard deviation of tariff rates		5.48 (11.3)	5.92 (10.2)	3.63 (15.92)	3.29 (16.79)	4.86 (12.84)	4.21 (14.48)
B. Regulatory trade barriers			7.64	6.07	5.89	4.92	5.06
(i) Non-tariff trade barriers			6.62	6.67	6.13	6.18	5.44
(ii) Compliance cost of importing and exporting			8.67	5.46	5.65	3.66	4.68
C. Black-market exchange rates	8.80	9.40	10.00	10.00	10.00	10.00	10.00
D. Controls of the movement of capital and people	1.00	1.00	1.21	3.48	3.46	3.57	3.57
(i) Financial openness	0.00	0.00	1.66	1.66	1.66	1.66	1.66
(ii) Capital controls	2.00	2.00	0.77	0.77	0.77	0.77	0.77
(iii) Freedom of foreigners to visit				8.00	7.97	8.30	8.30
5. Regulation	5.09	6.50	7.59	7.51	7.48	7.54	7.24
A. Credit Market regulations	7.48	9.07	9.61	9.96	9.27	10.00	9.18
(i) Ownership of banks	10.00	10.00	10.00	10.00	10.00	10.00	10.00
(ii) Private sector credit	8.43	9.22	8.82	9.88	7.80	10.00	7.53
(iii) Interest rate controls / negative real interest rates	4.00	8.00	10.00	10.00	10.00	10.00	10.00
B. Labor Market regulations		3.92	5.86	6.06	6.09	6.17	6.51
(i) Hiring regulations and minimum wage			4.61	4.40	4.43	5.57	5.57
(ii) Hiring and firing regulations		5.55	2.05	2.36	2.46	2.10	3.13
(iii) Centralized collective bargaining		6.21	4.52	3.84	3.39	3.08	4.11
(iv) Hours regulations			6.18	8.00	8.00	8.00	8.00
(v) Mandated cost of worker dismissal			7.78	7.78	8.27	8.27	8.27
(vi) Conscriptation	0.00	0.00	10.00	10.00	10.00	10.00	10.00
C. Business regulations			7.30	6.49	7.09	6.46	6.02
(i) Administrative requirements			6.92	3.29	2.88	3.31	3.36
(ii) Bureaucracy costs			6.53	4.55	5.15	4.00	3.33
(iii) Starting a business			8.68	8.81	9.39	8.62	8.72
(iv) Impartial public administration	3.59	4.53	8.32	8.23	8.54	6.51	4.68
(v) Licensing restrictions				8.02	8.81	8.62	8.39
(vi) Cost of tax compliance			6.08	6.08	7.76	7.72	7.65

Spain

	1980	1990	2000	2005	2010	2015	2018
	Rating (Rank)	Rating (Rank)	Rating (Rank)	Rating (Rank)	Rating (Rank)	Rating (Rank)	Rating (Rank)
Summary Ratings (Rank)	5.87 (34)	6.58 (31)	7.89 (18)	7.82 (20)	7.65 (28)	7.77 (29)	7.73 (33)
	Rating (Data)	Rating (Data)	Rating (Data)	Rating (Data)	Rating (Data)	Rating (Data)	Rating (Data)
1. Size of Government	5.53	5.64	6.68	7.01	6.36	6.22	6.10
A. Government consumption	6.93 (16.45)	5.89 (19.98)	5.22 (22.25)	4.79 (23.73)	4.05 (26.24)	4.38 (25.11)	4.64 (24.21)
B. Transfers and subsidies	6.78 (12.3)	5.78 (16)	5.76 (16.05)	6.00 (15.18)	4.56 (20.46)	4.56 (20.46)	4.73 (19.84)
C. Government investment			10.00 (14.04)	10.00 (13.97)	8.47 (20.36)	10.00 (12.62)	10.00 (11.01)
D. Top marginal tax rate	1.00	3.00	4.00	5.50	6.00	4.00	4.00
(i) Top marginal income tax rate	1.00 (66)	3.00 (56)	4.00 (48)	6.00 (35-45)	6.00 (35-43)	4.00 (46)	4.00 (45)
(ii) Top marginal income and payroll tax rate		3.00 (56)	4.00 (48)	5.00 (45)	6.00 (35-43)	4.00 (46)	4.00 (45)
E. State ownership of assets	7.42	7.88	8.42	8.78	8.74	8.16	7.12
2. Legal System and Property Rights	4.67	6.94	7.08	6.92	6.92	6.92	7.06
A. Judicial independence	6.20	6.56	6.83	5.81	5.91	5.88	6.19
B. Impartial courts	5.46	6.73	7.19	6.09	5.85	5.52	5.71
C. Protection of property rights	6.81	6.45	6.31	6.08	5.90	6.08	6.49
D. Military interference in rule of law and politics	6.67	8.33	8.33	8.33	8.33	8.33	8.30
E. Integrity of the legal system	7.18	7.18	7.18	8.01	8.01	7.89	7.89
F. Legal enforcement of contracts	6.50	6.14	6.14	6.27	5.89	5.25	5.29
G. Regulatory restrictions on sale of real property		7.19	7.19	7.31	7.42	7.76	7.75
H. Reliability of police			7.47	7.47	8.06	8.65	8.86
<i>Gender Legal Rights Adjustment</i>	0.44	1.00	1.00	1.00	1.00	1.00	1.00
3. Sound Money	6.07	6.36	9.44	9.58	9.67	9.76	9.34
A. Money growth	8.36 (8.21)	7.70 (11.5)	8.66 (6.7)	9.02 (4.88)	9.65 (1.73)	9.37 (3.16)	7.95 (10.27)
B. Standard deviation of inflation	8.60 (3.49)	9.22 (1.95)	9.77 (0.57)	9.95 (0.12)	9.38 (1.54)	9.78 (0.54)	9.74 (0.66)
C. Inflation: most recent year	7.33 (13.35)	8.54 (7.31)	9.31 (3.43)	9.33 (3.37)	9.64 (1.8)	9.90 (-0.5)	9.67 (1.68)
D. Freedom to own foreign currency bank accounts	0.00	0.00	10.00	10.00	10.00	10.00	10.00
4. Freedom to Trade Internationally	7.60	7.97	9.01	8.16	8.16	8.30	8.34
A. Tariffs	8.22	8.21	9.18	8.39	8.34	8.36	8.12
(i) Revenue from trade taxes (% of trade sector)	8.20 (2.7)	9.00 (1.5)	9.78 (0.33)	9.59 (0.62)	9.63 (0.55)	9.10 (1.35)	9.13 (1.3)
(ii) Mean tariff rate	8.24 (8.8)	8.52 (7.4)	9.52 (2.4)	9.46 (2.7)	8.98 (5.1)	8.98 (5.1)	8.96 (5.2)
(iii) Standard deviation of tariff rates		7.12 (7.2)	8.24 (4.4)	6.13 (9.67)	6.41 (8.98)	7.00 (7.5)	6.26 (9.36)
B. Regulatory trade barriers			8.39	7.76	7.81	7.89	8.29
(i) Non-tariff trade barriers			7.62	6.73	6.83	5.82	6.61
(ii) Compliance cost of importing and exporting			9.17	8.79	8.79	9.96	9.98
C. Black-market exchange rates	10.00	9.60	10.00	10.00	10.00	10.00	10.00
D. Controls of the movement of capital and people	4.58	6.08	8.46	6.49	6.50	6.94	6.94
(i) Financial openness	4.16	4.16	10.00	10.00	10.00	10.00	10.00
(ii) Capital controls	5.00	8.00	6.92	3.08	3.08	3.08	3.08
(iii) Freedom of foreigners to visit				6.40	6.42	7.74	7.74
5. Regulation	5.46	5.99	7.22	7.41	7.12	7.63	7.81
A. Credit Market regulations	7.37	8.27	9.92	10.00	9.16	8.98	9.32
(i) Ownership of banks	8.00	8.00	10.00	10.00	10.00	10.00	10.00
(ii) Private sector credit	8.11	6.82	9.77	10.00	7.49	7.94	7.97
(iii) Interest rate controls / negative real interest rates	6.00	10.00	10.00	10.00	10.00	9.00	10.00
B. Labor Market regulations	3.55	3.71	4.07	5.33	4.70	6.25	6.25
(i) Hiring regulations and minimum wage			3.06	2.20	2.23	3.90	3.90
(ii) Hiring and firing regulations		2.62	3.67	2.82	2.61	3.84	3.71
(iii) Centralized collective bargaining	5.18	5.18	4.85	6.13	4.29	6.70	6.80
(iv) Hours regulations	4.49	4.05	5.01	6.00	4.00	8.00	8.00
(v) Mandated cost of worker dismissal			4.81	4.81	5.07	5.07	5.07
(vi) Conscription	1.00	3.00	3.00	10.00	10.00	10.00	10.00
C. Business regulations			7.68	6.91	7.49	7.65	7.85
(i) Administrative requirements			7.40	3.23	2.95	3.00	3.14
(ii) Bureaucracy costs			7.90	6.30	7.58	7.56	7.56
(iii) Starting a business			6.43	8.28	9.01	9.49	9.52
(iv) Impartial public administration	10.00	10.00	10.00	10.00	9.63	10.00	10.00
(v) Licensing restrictions				6.99	7.86	7.57	8.51
(vi) Cost of tax compliance			6.66	6.66	7.90	8.30	8.40

Sri Lanka

	1980	1990	2000	2005	2010	2015	2018
	Rating (Rank)	Rating (Rank)	Rating (Rank)	Rating (Rank)	Rating (Rank)	Rating (Rank)	Rating (Rank)
Summary Ratings (Rank)	5.19 (55)	5.56 (57)	6.47 (74)	6.32 (96)	6.46 (101)	6.72 (93)	6.88 (83)
	Rating (Data)	Rating (Data)	Rating (Data)	Rating (Data)	Rating (Data)	Rating (Data)	Rating (Data)
1. Size of Government	5.93	7.79	7.82	7.79	7.47	7.99	8.76
A. Government consumption	8.93 (9.62)	8.41 (11.39)	8.04 (12.68)	8.84 (9.96)	8.53 (10.99)	8.30 (11.78)	8.41 (11.42)
B. Transfers and subsidies	7.85 (8.4)	8.50 (6)	9.03 (4.05)	8.53 (5.9)	9.18 (3.5)	9.09 (3.83)	9.31 (3.03)
C. Government investment	7.83 (22.59)	9.21 (17.76)	10.00 (11.67)	9.58 (16.46)	8.62 (19.84)	8.94 (18.71)	9.08 (18.23)
D. Top marginal tax rate	0.00		7.00	7.00	6.00	8.50	9.50
(i) Top marginal income tax rate	0.00 (60.5)		7.00 (35)	7.00 (35)	7.00 (35)	9.00 (24)	10.00 (24)
(ii) Top marginal income and payroll tax rate			7.00 (35)	7.00 (35)	5.00 (38)	8.00 (26)	9.00 (26)
E. State ownership of assets	5.02	5.02	5.02	5.02	5.02	5.11	7.53
2. Legal System and Property Rights	5.31	5.52	4.79	4.69	4.89	5.06	5.09
A. Judicial independence	4.71	4.65	5.35	4.47	4.77	5.45	5.12
B. Impartial courts	4.34	5.08	5.41	4.85	5.12	5.19	4.91
C. Protection of property rights	5.55	4.53	4.67	5.44	5.38	5.24	5.43
D. Military interference in rule of law and politics	8.33	8.33	3.33	3.33	3.33	4.51	5.00
E. Integrity of the legal system	3.60	5.69	5.38	5.27	5.06	5.98	6.13
F. Legal enforcement of contracts		3.61	3.61	3.61	3.61	3.61	3.61
G. Regulatory restrictions on sale of real property		6.75	6.75	6.75	6.75	7.36	7.59
H. Reliability of police			3.82	3.82	5.10	5.35	4.93
<i>Gender Legal Rights Adjustment</i>	1.00	1.00	1.00	1.00	1.00	0.90	0.90
3. Sound Money	5.47	5.50	6.74	6.13	6.55	8.13	8.08
A. Money growth	7.31 (13.43)	8.03 (9.85)	9.22 (3.92)	8.12 (9.42)	9.17 (4.16)	9.07 (4.67)	8.84 (5.82)
B. Standard deviation of inflation	8.57 (3.57)	8.01 (4.97)	8.99 (2.52)	8.75 (3.13)	8.21 (4.47)	8.63 (3.43)	8.90 (2.75)
C. Inflation: most recent year	6.00 (19.98)	5.94 (20.29)	8.76 (6.18)	7.67 (11.64)	8.81 (5.94)	9.82 (0.92)	9.58 (2.13)
D. Freedom to own foreign currency bank accounts	0.00	0.00	0.00	0.00	0.00	5.00	5.00
4. Freedom to Trade Internationally	3.67	2.98	6.50	6.75	6.74	5.53	5.44
A. Tariffs	1.97	2.92	7.62	6.85	6.48	6.05	5.71
(i) Revenue from trade taxes (% of trade sector)	2.20 (11.7)	4.13 (8.8)	8.57 (2.15)	7.92 (3.12)	7.07 (4.4)	7.00 (4.5)	7.02 (4.47)
(ii) Mean tariff rate	1.74 (41.3)	4.62 (26.9)	8.02 (9.9)	7.74 (11.3)	7.88 (10.6)	8.14 (9.3)	8.14 (9.3)
(iii) Standard deviation of tariff rates		0.00 (25.5)	6.28 (9.3)	4.89 (12.77)	4.49 (13.78)	3.01 (17.48)	1.96 (20.09)
B. Regulatory trade barriers			6.13	5.84	6.15	5.52	5.52
(i) Non-tariff trade barriers			4.75	5.23	5.08	5.56	4.81
(ii) Compliance cost of importing and exporting			7.50	6.44	7.22	5.47	6.23
C. Black-market exchange rates	8.20	5.20	10.00	10.00	10.00	10.00	10.00
D. Controls of the movement of capital and people	0.83	0.83	2.24	4.33	4.34	0.55	0.55
(i) Financial openness	1.66	1.66	4.49	4.49	4.49	1.66	1.66
(ii) Capital controls	0.00	0.00	0.00	0.00	0.00	0.00	0.00
(iii) Freedom of foreigners to visit				8.50	8.52	0.00	0.00
5. Regulation	5.57	6.02	6.52	6.25	6.65	6.87	7.02
A. Credit Market regulations	5.13	6.82	7.03	7.37	7.39	7.54	7.64
(i) Ownership of banks	5.00	5.00	5.00	5.00	5.00	5.00	5.00
(ii) Private sector credit	6.39	7.46	6.10	7.11	7.16	7.62	7.91
(iii) Interest rate controls / negative real interest rates	4.00	8.00	10.00	10.00	10.00	10.00	10.00
B. Labor Market regulations			5.58	6.60	6.44	6.39	6.49
(i) Hiring regulations and minimum wage			4.06	10.00	10.00	10.00	10.00
(ii) Hiring and firing regulations			2.88	3.40	3.87	3.97	4.67
(iii) Centralized collective bargaining			6.53	6.22	6.78	6.39	6.29
(iv) Hours regulations			10.00	10.00	8.00	8.00	8.00
(v) Mandated cost of worker dismissal			0.00	0.00	0.00	0.00	0.00
(vi) Conscription	10.00	10.00	10.00	10.00	10.00	10.00	10.00
C. Business regulations			6.94	4.77	6.12	6.69	6.93
(i) Administrative requirements			7.27	2.84	4.53	4.30	3.38
(ii) Bureaucracy costs			7.15	3.66	6.06	5.33	5.78
(iii) Starting a business			8.29	8.30	8.83	9.58	9.65
(iv) Impartial public administration	5.33	4.76	4.88	3.24	2.86	3.88	4.70
(v) Licensing restrictions				3.46	7.31	9.04	9.52
(vi) Cost of tax compliance			7.13	7.13	7.13	7.99	8.55

Sudan

	1980	1990	2000	2005	2010	2015	2018
	Rating (Rank)	Rating (Rank)	Rating (Rank)	Rating (Rank)	Rating (Rank)	Rating (Rank)	Rating (Rank)
Summary Ratings (Rank)							4.21 (161)
	Rating (Data)	Rating (Data)	Rating (Data)	Rating (Data)	Rating (Data)	Rating (Data)	Rating (Data)
1. Size of Government	1.98	6.91	6.91	6.01	6.27	6.61	8.49
A. Government consumption							9.51 (7.66)
B. Transfers and subsidies							9.42 (2.63)
C. Government investment	0.00 (64.28)	10.00 (7.37)	10.00 (13.84)	8.19 (21.34)	8.72 (19.49)	10.00 (6.58)	10.00 (4.5)
D. Top marginal tax rate							8.50
(i) Top marginal income tax rate							10.00 (15)
(ii) Top marginal income and payroll tax rate							7.00 (34)
E. State ownership of assets	3.96	3.83	3.83	3.83	3.83	3.22	5.00
2. Legal System and Property Rights	2.52	1.74	2.39	3.14	2.88	2.75	2.85
A. Judicial independence	3.29	1.53	1.71	2.84	3.10	2.67	2.81
B. Impartial courts	3.89	3.22	3.22	3.97	4.17	3.63	3.78
C. Protection of property rights	4.13	3.06	3.05	4.25	4.26	3.49	3.74
D. Military interference in rule of law and politics	2.50	1.67	5.00	5.00	0.00	0.00	0.00
E. Integrity of the legal system	3.41	2.39	3.35	4.00	4.06	3.80	3.93
F. Legal enforcement of contracts				2.75	3.80	3.80	3.80
G. Regulatory restrictions on sale of real property				3.49	8.94	8.94	8.94
H. Reliability of police				8.01	3.16		
<i>Gender Legal Rights Adjustment</i>	0.46	0.46	0.46	0.46	0.46	0.46	0.48
3. Sound Money							2.51
A. Money growth				6.65 (16.77)	7.98 (10.1)	6.77 (16.15)	1.00 (44.98)
B. Standard deviation of inflation						6.66 (8.36)	4.04 (14.91)
C. Inflation: most recent year						6.62 (16.91)	0.00 (63.3)
D. Freedom to own foreign currency bank accounts							5.00
4. Freedom to Trade Internationally							2.68
A. Tariffs							5.01
(i) Revenue from trade taxes (% of trade sector)							5.45 (6.83)
(ii) Mean tariff rate							5.70 (21.5)
(iii) Standard deviation of tariff rates							3.89 (15.27)
B. Regulatory trade barriers							0.92
(i) Non-tariff trade barriers							
(ii) Compliance cost of importing and exporting							0.92
C. Black-market exchange rates							0.59
D. Controls of the movement of capital and people	0.00	1.66	2.86	4.77	0.60	3.01	4.18
(i) Financial openness	0.00	1.66	2.86	4.77	0.60	3.01	5.51
(ii) Capital controls							6.15
(iii) Freedom of foreigners to visit							0.89
5. Regulation							4.55
A. Credit Market regulations							3.33
(i) Ownership of banks							
(ii) Private sector credit							6.66
(iii) Interest rate controls / negative real interest rates							0.00
B. Labor Market regulations							4.71
(i) Hiring regulations and minimum wage							8.33
(ii) Hiring and firing regulations							
(iii) Centralized collective bargaining							
(iv) Hours regulations							8.00
(v) Mandated cost of worker dismissal							2.52
(vi) Conscription							0.00
C. Business regulations							5.60
(i) Administrative requirements							
(ii) Bureaucracy costs							3.56
(iii) Starting a business							8.71
(iv) Impartial public administration	3.72	0.95	1.95	2.21	2.00	2.08	1.00
(v) Licensing restrictions							6.76
(vi) Cost of tax compliance							7.98

Suriname

	1980	1990	2000	2005	2010	2015	2018
	Rating (Rank)	Rating (Rank)	Rating (Rank)	Rating (Rank)	Rating (Rank)	Rating (Rank)	Rating (Rank)
Summary Ratings (Rank)					6.58 (94)	6.61 (101)	6.37 (112)
	Rating (Data)	Rating (Data)	Rating (Data)	Rating (Data)	Rating (Data)	Rating (Data)	Rating (Data)
1. Size of Government				7.27	6.52	5.57	5.53
A. Government consumption					3.81 (27.05)	1.73 (34.11)	4.15 (25.89)
B. Transfers and subsidies					8.99 (4.21)	8.58 (5.69)	8.58 (5.69)
C. Government investment				9.10 (18.15)	7.84 (22.57)	7.84 (22.57)	
D. Top marginal tax rate						5.00	5.00
(i) Top marginal income tax rate						5.00 (38)	5.00 (38)
(ii) Top marginal income and payroll tax rate						5.00 (40)	5.00 (40)
E. State ownership of assets	5.36	5.43	5.43	5.43	5.43	4.69	4.36
2. Legal System and Property Rights	4.85	5.04	4.50	4.47	4.45	4.98	4.47
A. Judicial independence	5.08	5.06	5.38	5.41	5.28	4.82	4.79
B. Impartial courts	5.23	5.32	4.48	4.42	4.45	5.11	4.98
C. Protection of property rights	5.95	6.50	5.46	5.21	5.21	5.73	5.92
D. Military interference in rule of law and politics		5.00	5.00	5.00	5.00	5.00	5.00
E. Integrity of the legal system	3.38	3.66	5.47	5.48	5.45	5.41	5.17
F. Legal enforcement of contracts			2.75	2.75	2.75	2.75	2.75
G. Regulatory restrictions on sale of real property			1.74	1.74	1.74	3.49	4.46
H. Reliability of police			6.18	6.18	6.18	8.01	3.16
<i>Gender Legal Rights Adjustment</i>	0.97	0.97	0.97	0.97	0.97	0.97	0.98
3. Sound Money					8.82	8.86	7.56
A. Money growth					9.13 (-4.33)	9.62 (1.92)	7.02 (14.89)
B. Standard deviation of inflation					7.53 (6.17)	7.21 (6.96)	4.58 (13.55)
C. Inflation: most recent year					8.61 (6.94)	8.62 (6.9)	8.62 (6.9)
D. Freedom to own foreign currency bank accounts					10.00	10.00	10.00
4. Freedom to Trade Internationally					6.19	6.61	6.81
A. Tariffs					7.47	7.48	7.48
(i) Revenue from trade taxes (% of trade sector)					8.37 (2.45)	8.39 (2.42)	8.39 (2.42)
(ii) Mean tariff rate					7.92 (10.4)	7.92 (10.4)	7.92 (10.4)
(iii) Standard deviation of tariff rates					6.13 (9.67)	6.13 (9.67)	6.13 (9.67)
B. Regulatory trade barriers					6.51	6.53	6.77
(i) Non-tariff trade barriers					6.51	6.22	6.71
(ii) Compliance cost of importing and exporting					6.51	6.83	6.83
C. Black-market exchange rates					10.00	10.00	10.00
D. Controls of the movement of capital and people		1.66	0.00	0.00	0.77	2.43	2.99
(i) Financial openness		1.66	0.00	0.00	0.00	0.00	1.66
(ii) Capital controls					0.00	0.00	0.00
(iii) Freedom of foreigners to visit					2.32	7.30	7.30
5. Regulation					6.92	7.04	7.47
A. Credit Market regulations					8.05	8.99	8.66
(i) Ownership of banks					5.00	8.00	8.00
(ii) Private sector credit				9.22	9.14	8.97	8.97
(iii) Interest rate controls / negative real interest rates					10.00	10.00	9.00
B. Labor Market regulations					7.85	7.04	8.14
(i) Hiring regulations and minimum wage					10.00	8.90	5.57
(ii) Hiring and firing regulations					3.18	2.48	
(iii) Centralized collective bargaining					6.93	3.87	
(iv) Hours regulations					10.00	10.00	10.00
(v) Mandated cost of worker dismissal					7.01	7.01	7.01
(vi) Conscription					10.00	10.00	10.00
C. Business regulations					4.86	5.10	5.60
(i) Administrative requirements					2.99	3.15	
(ii) Bureaucracy costs					3.33	1.33	1.33
(iii) Starting a business					5.46	6.23	6.90
(iv) Impartial public administration	2.22	4.52	4.71	4.71	4.71	4.83	4.71
(v) Licensing restrictions					4.87	7.28	7.28
(vi) Cost of tax compliance					7.77	7.77	7.77

Sweden

	1980	1990	2000	2005	2010	2015	2018
	Rating (Rank)	Rating (Rank)	Rating (Rank)	Rating (Rank)	Rating (Rank)	Rating (Rank)	Rating (Rank)
Summary Ratings (Rank)	6.46 (20)	7.08 (23)	7.86 (19)	7.69 (23)	7.81 (15)	7.87 (19)	7.58 (46)
	Rating (Data)	Rating (Data)	Rating (Data)	Rating (Data)	Rating (Data)	Rating (Data)	Rating (Data)
1. Size of Government	3.68	4.03	4.82	4.82	4.78	4.89	4.75
A. Government consumption	1.10 (36.25)	1.49 (34.95)	1.68 (34.28)	1.17 (36.03)	1.27 (35.69)	1.15 (36.08)	0.94 (36.82)
B. Transfers and subsidies	3.41 (24.7)	1.99 (29.9)	3.98 (22.59)	4.00 (22.51)	4.60 (20.32)	4.64 (20.17)	4.88 (19.3)
C. Government investment	6.88 (25.91)	9.68 (16.13)	9.11 (18.13)	9.11 (18.12)	8.71 (19.51)	9.48 (16.83)	8.87 (18.94)
D. Top marginal tax rate	0.00	0.00	1.00	1.50	1.00	1.00	1.00
(i) Top marginal income tax rate	0.00 (87)	0.00 (61-68)	2.00 (51-58)	3.00 (52-59)	2.00 (52-59)	2.00 (57)	2.00 (57)
(ii) Top marginal income and payroll tax rate		0.00 (79-86)	0.00 (68.4-75.4)	0.00 (66)	0.00 (63-69)	0.00 (67)	0.00 (67)
E. State ownership of assets	6.99	6.99	8.32	8.32	8.32	8.20	8.06
2. Legal System and Property Rights	7.73	8.00	7.98	7.81	8.02	7.96	7.54
A. Judicial independence	6.90	7.61	7.61	7.36	7.74	7.88	7.31
B. Impartial courts	5.68	7.79	7.61	7.72	7.57	7.44	6.94
C. Protection of property rights	6.92	6.74	7.50	7.51	7.51	7.61	7.21
D. Military interference in rule of law and politics	10.00	10.00	10.00	9.17	9.17	9.17	9.20
E. Integrity of the legal system	8.61	8.61	8.61	8.61	8.71	8.53	8.23
F. Legal enforcement of contracts	8.25	6.49	6.37	5.99	6.12	6.72	6.11
G. Regulatory restrictions on sale of real property		8.73	8.73	8.73	8.45	8.45	8.45
H. Reliability of police			7.37	7.37	8.86	7.86	6.89
<i>Gender Legal Rights Adjustment</i>	1.00	1.00	1.00	1.00	1.00	1.00	1.00
3. Sound Money	7.56	8.03	9.84	9.71	9.64	9.71	9.37
A. Money growth	8.18 (9.11)	9.44 (2.78)	9.71 (1.47)	9.25 (3.77)	9.16 (4.19)	9.03 (4.85)	8.01 (9.94)
B. Standard deviation of inflation	9.41 (1.47)	9.44 (1.4)	9.83 (0.44)	9.69 (0.79)	9.65 (0.88)	9.83 (0.43)	9.86 (0.36)
C. Inflation: most recent year	7.66 (11.72)	8.23 (8.84)	9.82 (0.9)	9.91 (0.45)	9.77 (1.16)	9.99 (-0.05)	9.61 (1.95)
D. Freedom to own foreign currency bank accounts	5.00	5.00	10.00	10.00	10.00	10.00	10.00
4. Freedom to Trade Internationally	7.50	9.15	9.05	8.40	8.42	8.45	8.38
A. Tariffs	9.02	8.96	9.18	8.39	8.34	8.36	8.12
(i) Revenue from trade taxes (% of trade sector)	9.53 (0.7)	9.73 (0.4)	9.78 (0.33)	9.59 (0.62)	9.63 (0.55)	9.10 (1.35)	9.13 (1.3)
(ii) Mean tariff rate	8.50 (7.5)	9.06 (4.7)	9.52 (2.4)	9.46 (2.7)	8.98 (5.1)	8.98 (5.1)	8.96 (5.2)
(iii) Standard deviation of tariff rates		8.08 (4.8)	8.24 (4.4)	6.13 (9.67)	6.41 (8.98)	7.00 (7.5)	6.26 (9.36)
B. Regulatory trade barriers			9.32	8.71	8.84	8.50	8.48
(i) Non-tariff trade barriers			8.80	8.30	8.56	7.07	7.03
(ii) Compliance cost of importing and exporting			9.83	9.12	9.12	9.92	9.93
C. Black-market exchange rates	9.00	10.00	10.00	10.00	10.00	10.00	10.00
D. Controls of the movement of capital and people	4.50	8.50	7.69	6.49	6.50	6.94	6.94
(i) Financial openness	6.99	6.99	10.00	10.00	10.00	10.00	10.00
(ii) Capital controls	2.00	10.00	5.38	3.08	3.08	3.08	3.08
(iii) Freedom of foreigners to visit				6.40	6.42	7.74	7.74
5. Regulation	5.85	6.17	7.60	7.73	8.21	8.33	7.83
A. Credit Market regulations	7.59	8.39	10.00	10.00	9.98	9.90	9.33
(i) Ownership of banks	8.00	8.00	10.00	10.00	10.00	10.00	10.00
(ii) Private sector credit	6.76	7.18	10.00	10.00	9.94	9.71	10.00
(iii) Interest rate controls / negative real interest rates	8.00	10.00	10.00	10.00	10.00	10.00	8.00
B. Labor Market regulations	4.11	3.95	4.08	5.06	6.43	6.75	6.05
(i) Hiring regulations and minimum wage			4.41	8.30	6.67	6.67	6.67
(ii) Hiring and firing regulations		3.93	2.18	1.92	2.52	3.84	4.31
(iii) Centralized collective bargaining	4.49	4.49	3.78	3.56	3.41	4.00	4.30
(iv) Hours regulations	4.84	4.40	3.51	6.00	6.00	6.00	6.00
(v) Mandated cost of worker dismissal			7.59	7.59	10.00	10.00	10.00
(vi) Conscription	3.00	3.00	3.00	3.00	10.00	10.00	5.00
C. Business regulations			8.72	8.14	8.22	8.35	8.10
(i) Administrative requirements			7.27	3.73	4.76	5.16	4.59
(ii) Bureaucracy costs			8.30	8.26	7.58	7.56	6.67
(iii) Starting a business			9.39	9.40	9.47	9.73	9.72
(iv) Impartial public administration	10.00	10.00	10.00	10.00	10.00	10.00	10.00
(v) Licensing restrictions				8.82	8.88	9.02	9.01
(vi) Cost of tax compliance			8.63	8.63	8.63	8.63	8.63

Switzerland

	1980	1990	2000	2005	2010	2015	2018
	Rating (Rank)	Rating (Rank)	Rating (Rank)	Rating (Rank)	Rating (Rank)	Rating (Rank)	Rating (Rank)
Summary Ratings (Rank)	7.75 (5)	8.42 (3)	8.75 (2)	8.43 (4)	8.40 (3)	8.43 (4)	8.43 (4)
	Rating (Data)	Rating (Data)	Rating (Data)	Rating (Data)	Rating (Data)	Rating (Data)	Rating (Data)
1. Size of Government	7.67	7.50	8.03	8.30	8.09	7.69	7.70
A. Government consumption	6.86 (16.68)	6.01 (19.55)	7.16 (15.64)	7.08 (15.91)	6.55 (17.72)	6.39 (18.28)	6.43 (18.15)
B. Transfers and subsidies	6.49 (13.4)	5.78 (16)	5.85 (15.75)	6.42 (13.65)	5.92 (15.47)	6.06 (14.97)	6.06 (14.97)
C. Government investment	10.00 (13.85)	10.00 (13.77)	10.00 (12.81)	10.00 (12.4)	10.00 (13.22)	10.00 (12.66)	10.00 (12.36)
D. Top marginal tax rate	7.00	7.50	8.00	8.00	8.00	7.00	7.00
(i) Top marginal income tax rate	7.00 (31-44)	8.00 (33-43)	9.00 (31-40)	9.00 (26-42)	9.00 (26-42)	8.00 (26-42)	8.00 (26-42)
(ii) Top marginal income and payroll tax rate		7.00 (36-46)	7.00 (39-48)	7.00 (34-50)	7.00 (35-49)	6.00 (35-49)	6.00 (35-49)
E. State ownership of assets	7.98	8.20	9.16	10.00	10.00	8.98	9.04
2. Legal System and Property Rights	6.05	8.30	8.45	8.38	8.25	8.31	8.21
A. Judicial independence	7.08	7.84	7.61	7.68	7.80	7.95	7.70
B. Impartial courts	5.68	7.55	7.75	7.75	7.28	7.56	7.41
C. Protection of property rights	6.34	7.39	7.81	7.63	7.53	7.60	7.81
D. Military interference in rule of law and politics	10.00	10.00	10.00	10.00	10.00	10.00	10.00
E. Integrity of the legal system	8.61	8.60	8.63	7.79	7.79	7.82	7.84
F. Legal enforcement of contracts	9.00	7.52	7.52	7.52	7.16	6.67	6.25
G. Regulatory restrictions on sale of real property		9.24	9.24	9.57	9.57	9.60	9.60
H. Reliability of police			9.06	9.06	8.86	9.27	9.05
<i>Gender Legal Rights Adjustment</i>	0.56	1.00	1.00	1.00	1.00	1.00	1.00
3. Sound Money	9.59	9.72	9.70	9.61	9.39	9.81	9.83
A. Money growth	9.35 (3.25)	9.93 (0.33)	9.28 (3.6)	8.94 (5.28)	8.06 (9.71)	9.62 (1.91)	9.68 (1.62)
B. Standard deviation of inflation	9.55 (1.13)	9.78 (0.55)	9.83 (0.42)	9.75 (0.63)	9.64 (0.89)	9.83 (0.42)	9.85 (0.37)
C. Inflation: most recent year	9.46 (2.71)	9.15 (4.27)	9.69 (1.54)	9.77 (1.17)	9.86 (0.7)	9.77 (-1.14)	9.81 (0.94)
D. Freedom to own foreign currency bank accounts	10.00	10.00	10.00	10.00	10.00	10.00	10.00
4. Freedom to Trade Internationally	9.58	9.76	9.46	7.57	7.58	7.75	7.80
A. Tariffs	8.74	9.28	9.92	6.43	6.29	6.19	6.20
(i) Revenue from trade taxes (% of trade sector)	8.40 (2.4)	8.73 (1.9)	9.79 (0.31)	9.84 (0.24)	9.22 (1.17)	9.91 (0.14)	9.91 (0.13)
(ii) Mean tariff rate	9.08 (4.6)	9.12 (4.4)	10.00 (0)	9.46 (2.7)	8.96 (5.2)	8.66 (6.7)	8.68 (6.6)
(iii) Standard deviation of tariff rates		10.00 (0)	9.96 (0.1)	0.00 (30.48)	0.68 (23.3)	0.00 (31.83)	0.00 (31.02)
B. Regulatory trade barriers			8.69	7.00	7.16	7.86	8.07
(i) Non-tariff trade barriers			8.22	5.07	5.40	5.84	6.22
(ii) Compliance cost of importing and exporting			9.17	8.93	8.93	9.89	9.91
C. Black-market exchange rates	10.00	10.00	10.00	10.00	10.00	10.00	10.00
D. Controls of the movement of capital and people	10.00	10.00	9.23	6.85	6.86	6.94	6.94
(i) Financial openness			10.00	10.00	10.00	10.00	10.00
(ii) Capital controls	10.00	10.00	8.46	3.85	3.85	3.08	3.08
(iii) Freedom of foreigners to visit				6.70	6.75	7.74	7.74
5. Regulation	5.85	6.82	8.09	8.30	8.66	8.60	8.58
A. Credit Market regulations	6.69	8.15	9.07	9.29	9.33	9.31	9.33
(i) Ownership of banks	5.00	5.00	8.00	8.00	8.00	8.00	8.00
(ii) Private sector credit	9.07	9.46	9.20	9.86	10.00	9.93	10.00
(iii) Interest rate controls / negative real interest rates	6.00	10.00	10.00	10.00	10.00	10.00	10.00
B. Labor Market regulations	5.01	5.48	6.21	7.61	8.19	7.88	7.82
(i) Hiring regulations and minimum wage			4.56	10.00	8.33	10.00	10.00
(ii) Hiring and firing regulations		7.71	5.62	7.79	7.95	7.98	8.04
(iii) Centralized collective bargaining	6.21	6.21	7.80	8.06	7.86	8.28	7.90
(iv) Hours regulations	5.81	5.01	5.51	6.00	10.00	6.00	6.00
(v) Mandated cost of worker dismissal			8.79	8.79	10.00	10.00	10.00
(vi) Conscriptation	3.00	3.00	5.00	5.00	5.00	5.00	5.00
C. Business regulations			8.98	8.00	8.47	8.60	8.59
(i) Administrative requirements			7.30	5.11	5.23	6.37	6.32
(ii) Bureaucracy costs			9.08	5.99	8.64	8.00	8.00
(iii) Starting a business			9.21	9.29	9.31	9.57	9.58
(iv) Impartial public administration	9.71	10.00	10.00	10.00	10.00	10.00	10.00
(v) Licensing restrictions				8.30	8.34	8.37	8.37
(vi) Cost of tax compliance			9.29	9.29	9.29	9.29	9.29

Syrian Arab Republic

	1980	1990	2000	2005	2010	2015	2018
Summary Ratings (Rank)	Rating (Rank) 3.75 (101)	Rating (Rank) 3.23 (113)	Rating (Rank) 4.87 (119)	Rating (Rank) 5.48 (128)	Rating (Rank) 5.67 (136)	Rating (Rank) 4.83 (156)	Rating (Rank) 5.45 (151)
	Rating (Data)	Rating (Data)	Rating (Data)	Rating (Data)	Rating (Data)	Rating (Data)	Rating (Data)
1. Size of Government	2.94	3.12	3.72	4.84	5.94	6.68	6.62
A. Government consumption	4.17 (25.82)	6.76 (17.03)	7.50 (14.51)	7.16 (15.65)	8.11 (12.41)	6.82 (16.81)	6.82 (16.81)
B. Transfers and subsidies	7.36 (10.2)				8.97 (4.29)	8.97 (4.29)	8.97 (4.29)
C. Government investment	0.00 (59.5)	1.43 (44.99)	0.00 (63.64)	0.51 (48.21)	1.92 (43.27)		
D. Top marginal tax rate				8.00	7.00	7.00	7.00
(i) Top marginal income tax rate				8.00 (27.5)	9.00 (22)	9.00 (22)	9.00 (22)
(ii) Top marginal income and payroll tax rate					5.00 (39)	5.00 (38)	5.00 (38)
E. State ownership of assets	0.23	1.18	3.68	3.68	3.68	3.92	3.70
2. Legal System and Property Rights	2.40	2.84	3.62	3.85	3.50	3.01	2.96
A. Judicial independence	2.03	2.11	3.14	3.00	2.51	2.48	2.54
B. Impartial courts	3.36	4.02	3.93	3.87	3.58	3.12	2.27
C. Protection of property rights	4.75	4.75	6.26	6.24	5.52	5.35	5.44
D. Military interference in rule of law and politics	1.67	3.33	3.33	3.33	3.33	3.33	3.30
E. Integrity of the legal system	3.60	3.62	6.28	6.22	6.22	5.41	5.28
F. Legal enforcement of contracts		3.22	4.98	4.98	5.11	3.22	3.22
G. Regulatory restrictions on sale of real property		4.49	4.49	4.49	4.64	4.09	4.09
H. Reliability of police			4.83	4.83	4.36	5.95	5.95
<i>Gender Legal Rights Adjustment</i>	0.56	0.56	0.56	0.67	0.59	0.46	0.48
3. Sound Money	8.18	5.58	6.46	7.39	7.28	4.87	8.09
A. Money growth	7.66 (11.72)	7.42 (12.9)	9.16 (4.2)	8.01 (9.93)	9.03 (4.84)	9.48 (2.61)	9.48 (2.61)
B. Standard deviation of inflation	8.56 (3.6)	8.75 (3.13)	7.47 (6.33)	8.00 (4.99)	5.95 (10.12)	0.00 (34.7)	4.58 (13.54)
C. Inflation: most recent year	6.51 (17.47)	6.13 (19.33)	9.23 (-3.85)	8.55 (7.24)	9.12 (4.4)	0.00 (80)	8.30 (8.52)
D. Freedom to own foreign currency bank accounts	10.00	0.00	0.00	5.00	5.00	10.00	10.00
4. Freedom to Trade Internationally	2.30	1.55	5.06	5.73	5.66	4.53	4.56
A. Tariffs	3.90	4.66	5.17	5.44	6.24	5.23	5.23
(i) Revenue from trade taxes (% of trade sector)	5.27 (7.1)	8.07 (2.9)	7.55 (3.67)	8.35 (2.48)	8.37 (2.45)	8.37 (2.45)	8.37 (2.45)
(ii) Mean tariff rate	2.54 (37.3)	5.92 (20.4)	6.08 (19.6)	6.08 (19.6)	7.16 (14.2)	6.70 (16.5)	6.70 (16.5)
(iii) Standard deviation of tariff rates		0.00 (27.7)	1.89 (20.28)	1.89 (20.28)	3.18 (17.04)	0.63 (23.43)	0.63 (23.43)
B. Regulatory trade barriers				7.14	6.12	4.03	3.70
(i) Non-tariff trade barriers					4.64	5.24	4.60
(ii) Compliance cost of importing and exporting				7.14	7.60	2.82	2.81
C. Black-market exchange rates	3.00	0.00	10.00	10.00	10.00	8.59	9.03
D. Controls of the movement of capital and people	0.00	0.00	0.00	0.33	0.28	0.28	0.28
(i) Financial openness	0.00	0.00	0.00	0.00	0.00	0.00	0.00
(ii) Capital controls	0.00	0.00	0.00	1.00	0.83	0.83	0.83
(iii) Freedom of foreigners to visit				0.00	0.00	0.00	0.00
5. Regulation	2.94	3.05	5.47	5.59	6.00	5.05	5.01
A. Credit Market regulations	0.82	0.78	6.17	5.34	6.98	5.59	5.59
(i) Ownership of banks	0.00	0.00	0.00	0.00	2.00	2.00	2.00
(ii) Private sector credit	1.63	2.33	9.50	7.02	8.94	4.76	4.76
(iii) Interest rate controls / negative real interest rates		0.00	9.00	9.00	10.00	10.00	10.00
B. Labor Market regulations			5.37	5.65	5.58	5.66	5.49
(i) Hiring regulations and minimum wage			8.90	10.00	6.10	7.23	7.23
(ii) Hiring and firing regulations					4.27	3.61	4.98
(iii) Centralized collective bargaining					7.13	7.14	4.74
(iv) Hours regulations			10.00	10.00	6.00	6.00	6.00
(v) Mandated cost of worker dismissal			2.58	2.58	10.00	10.00	10.00
(vi) Conscription	0.00	0.00	0.00	0.00	0.00	0.00	0.00
C. Business regulations			4.86	5.78	5.43	3.89	3.94
(i) Administrative requirements					2.46	3.05	3.81
(ii) Bureaucracy costs					3.18	1.11	0.00
(iii) Starting a business			4.93	5.07	8.99	9.06	9.13
(iv) Impartial public administration	2.04	3.42	3.42	3.42	3.42	0.00	0.53
(v) Licensing restrictions				8.40	8.31		
(vi) Cost of tax compliance			6.23	6.23	6.23	6.23	6.23

Taiwan

	1980	1990	2000	2005	2010	2015	2018
	Rating (Rank)	Rating (Rank)	Rating (Rank)	Rating (Rank)	Rating (Rank)	Rating (Rank)	Rating (Rank)
Summary Ratings (Rank)	6.02 (28)	7.12 (21)	7.53 (30)	7.45 (41)	7.57 (36)	7.70 (34)	7.94 (16)
	Rating (Data)	Rating (Data)	Rating (Data)	Rating (Data)	Rating (Data)	Rating (Data)	Rating (Data)
1. Size of Government	5.94	6.38	7.12	7.21	7.17	7.24	7.46
A. Government consumption	4.82 (23.6)	4.74 (23.9)	5.25 (22.15)	5.47 (21.39)	5.33 (21.87)	5.63 (20.87)	5.46 (21.45)
B. Transfers and subsidies	10.00 (0.35)	9.87 (0.99)	9.21 (3.4)	9.32 (3)	9.32 (3)	9.27 (3.17)	9.26 (3.21)
C. Government investment							
D. Top marginal tax rate	3.00	5.00	7.00	7.00	7.00	6.00	7.00
(i) Top marginal income tax rate	3.00 (60)	5.00 (50)	7.00 (40)	7.00 (40)	7.00 (40)	6.00 (45)	7.00 (40)
(ii) Top marginal income and payroll tax rate		5.00 (50)	7.00 (40)	7.00 (40)	7.00 (40)	6.00 (45)	7.00 (40)
E. State ownership of assets	5.93	5.93	7.03	7.03	7.03	8.08	8.13
2. Legal System and Property Rights	5.14	6.21	6.17	6.33	6.51	6.74	6.86
A. Judicial independence	2.59	4.24	5.07	5.10	5.44	5.33	5.67
B. Impartial courts	3.71	5.91	5.70	5.96	5.86	5.60	5.62
C. Protection of property rights	5.18	6.36	5.52	5.69	6.00	6.99	7.21
D. Military interference in rule of law and politics	6.67	6.67	6.67	6.67	6.67	6.67	6.70
E. Integrity of the legal system	6.77	7.34	6.96	7.79	7.68	7.74	7.68
F. Legal enforcement of contracts	6.50	5.90	5.90	5.90	6.15	6.27	6.25
G. Regulatory restrictions on sale of real property		7.87	7.87	7.87	7.87	7.89	7.89
H. Reliability of police			6.59	6.59	7.35	7.43	7.83
<i>Gender Legal Rights Adjustment</i>	0.96	0.96	0.96	0.96	0.96	1.00	1.00
3. Sound Money	8.05	9.42	9.46	9.58	9.63	9.63	9.72
A. Money growth	8.24 (8.79)	9.18 (4.09)	9.50 (-2.52)	8.95 (5.27)	9.27 (3.65)	9.49 (2.55)	9.84 (0.78)
B. Standard deviation of inflation	7.76 (5.6)	9.32 (1.71)	9.09 (2.28)	9.64 (0.9)	9.46 (1.35)	9.11 (2.23)	9.30 (1.75)
C. Inflation: most recent year	6.20 (19)	9.18 (4.1)	9.27 (3.67)	9.75 (1.26)	9.81 (0.97)	9.94 (-0.3)	9.72 (1.4)
D. Freedom to own foreign currency bank accounts	10.00	10.00	10.00	10.00	10.00	10.00	10.00
4. Freedom to Trade Internationally	6.47	7.78	8.74	7.32	7.29	7.49	7.61
A. Tariffs	7.60	8.33	7.98	7.41	7.72	7.66	7.56
(i) Revenue from trade taxes (% of trade sector)	7.60 (3.6)	8.60 (2.1)	8.98 (1.52)	9.61 (0.58)	9.64 (0.54)	9.55 (0.67)	9.53 (0.7)
(ii) Mean tariff rate		8.06 (9.7)	8.24 (8.8)	8.72 (6.4)	8.78 (6.1)	8.72 (6.4)	8.70 (6.5)
(iii) Standard deviation of tariff rates			6.72 (8.2)	3.88 (15.3)	4.73 (13.18)	4.70 (13.25)	4.44 (13.91)
B. Regulatory trade barriers			8.23	7.67	7.24	7.10	7.68
(i) Non-tariff trade barriers			7.13	7.02	6.07	6.56	6.59
(ii) Compliance cost of importing and exporting			9.33	8.33	8.41	7.65	8.76
C. Black-market exchange rates	9.80	10.00	10.00	10.00	10.00	10.00	10.00
D. Controls of the movement of capital and people	2.00	5.00		4.20	4.20	5.20	5.20
(i) Financial openness							
(ii) Capital controls	2.00	5.00					
(iii) Freedom of foreigners to visit				4.20	4.20	5.20	5.20
5. Regulation	4.49	5.80	6.17	6.82	7.26	7.41	8.08
A. Credit Market regulations	5.26	6.88	6.72	8.76	8.67	8.09	8.08
(i) Ownership of banks	0.00	2.00	2.00	8.00	8.00	5.00	5.00
(ii) Private sector credit	7.79	8.63	8.15	8.29	8.01	9.26	9.24
(iii) Interest rate controls / negative real interest rates	8.00	10.00	10.00	10.00	10.00	10.00	10.00
B. Labor Market regulations		4.73	4.02	4.34	5.02	5.91	7.73
(i) Hiring regulations and minimum wage			3.78	2.20	2.23	3.33	5.57
(ii) Hiring and firing regulations		6.26	4.60	5.92	4.68	6.36	6.20
(iii) Centralized collective bargaining		7.93	7.98	8.36	7.71	8.26	8.33
(iv) Hours regulations			6.18	8.00	10.00	10.00	10.00
(v) Mandated cost of worker dismissal			1.56	1.56	2.52	2.52	6.26
(vi) Conscription	0.00	0.00	0.00	0.00	3.00	5.00	10.00
C. Business regulations			7.77	7.35	8.08	8.24	8.44
(i) Administrative requirements			7.63	5.21	4.63	4.99	4.90
(ii) Bureaucracy costs			7.35	6.52	9.24	10.00	9.56
(iii) Starting a business			7.66	7.76	9.65	9.66	9.66
(iv) Impartial public administration	4.28	8.21	10.00	10.00	8.89	7.86	9.40
(v) Licensing restrictions				8.41	8.80	9.40	9.58
(vi) Cost of tax compliance			6.19	6.19	7.25	7.52	7.52

Tajikistan

	1980	1990	2000	2005	2010	2015	2018
	Rating (Rank)	Rating (Rank)	Rating (Rank)	Rating (Rank)	Rating (Rank)	Rating (Rank)	Rating (Rank)
Summary Ratings (Rank)					6.08 (122)	6.03 (127)	6.05 (132)
	Rating (Data)	Rating (Data)	Rating (Data)	Rating (Data)	Rating (Data)	Rating (Data)	Rating (Data)
1. Size of Government		0.00	2.02	3.58	5.98	5.54	5.27
A. Government consumption				8.38 (11.5)	9.04 (9.26)	7.79 (13.52)	7.50 (14.49)
B. Transfers and subsidies					9.06 (3.94)	9.06 (3.94)	9.06 (3.94)
C. Government investment		0.00 (53.53)	2.02 (42.92)	0.33 (48.84)	0.00 (61.56)	0.00 (77.52)	0.00 (79.17)
D. Top marginal tax rate					8.50	8.50	8.50
(i) Top marginal income tax rate					10.00 (13)	10.00 (13)	10.00 (13)
(ii) Top marginal income and payroll tax rate					7.00 (31)	7.00 (31)	7.00 (31)
E. State ownership of assets		0.00	2.02	2.02	3.28	2.35	1.30
2. Legal System and Property Rights	3.65	3.59	5.22	5.35	5.03	4.51	4.47
A. Judicial independence	3.28	3.16	3.38	3.50	3.44	4.00	3.94
B. Impartial courts	3.35	3.22	3.33	3.70	3.63	3.89	4.01
C. Protection of property rights	2.66	2.66	3.98	4.14	4.14	4.51	4.62
D. Military interference in rule of law and politics			6.67	6.67	5.80		
E. Integrity of the legal system	5.30	5.30	6.42	6.38	6.38	3.90	4.30
F. Legal enforcement of contracts			6.11	5.67	5.67	5.67	5.67
G. Regulatory restrictions on sale of real property			7.17	7.56	7.56	8.41	8.46
H. Reliability of police			4.68	5.15	5.15	6.37	5.99
<i>Gender Legal Rights Adjustment</i>	1.00	1.00	1.00	1.00	0.93	0.72	0.69
3. Sound Money					7.51	7.84	7.65
A. Money growth					9.82 (-0.88)	9.71 (-1.45)	7.25 (13.76)
B. Standard deviation of inflation					6.51 (8.72)	7.81 (5.49)	9.12 (2.21)
C. Inflation: most recent year					8.72 (6.42)	8.86 (5.71)	9.24 (3.8)
D. Freedom to own foreign currency bank accounts					5.00	5.00	5.00
4. Freedom to Trade Internationally					5.48	5.98	6.25
A. Tariffs					8.38	8.50	8.44
(i) Revenue from trade taxes (% of trade sector)					9.19 (1.22)	9.19 (1.22)	9.19 (1.22)
(ii) Mean tariff rate					8.44 (7.8)	8.48 (7.6)	8.46 (7.7)
(iii) Standard deviation of tariff rates					7.50 (6.24)	7.84 (5.4)	7.66 (5.85)
B. Regulatory trade barriers					2.38	4.33	4.93
(i) Non-tariff trade barriers					4.75	5.21	5.32
(ii) Compliance cost of importing and exporting					0.00	3.45	4.54
C. Black-market exchange rates					10.00	10.00	10.00
D. Controls of the movement of capital and people			1.66	1.66	1.18	1.10	1.65
(i) Financial openness			1.66	1.66	1.66	0.00	1.66
(ii) Capital controls					0.77	2.31	2.31
(iii) Freedom of foreigners to visit					1.11	1.00	1.00
5. Regulation					6.39	6.27	6.61
A. Credit Market regulations					8.33	7.82	8.18
(i) Ownership of banks					8.00	8.00	8.00
(ii) Private sector credit				3.69	8.99	7.47	8.53
(iii) Interest rate controls / negative real interest rates					8.00	8.00	8.00
B. Labor Market regulations					5.24	5.48	5.76
(i) Hiring regulations and minimum wage					6.67	5.57	5.57
(ii) Hiring and firing regulations					5.51	5.80	5.87
(iii) Centralized collective bargaining					7.11	7.36	7.37
(iv) Hours regulations					4.00	6.00	8.00
(v) Mandated cost of worker dismissal					8.13	8.13	7.76
(vi) Conscription					0.00	0.00	0.00
C. Business regulations					5.60	5.51	5.89
(i) Administrative requirements					4.85	5.80	5.62
(ii) Bureaucracy costs					4.24	2.67	2.44
(iii) Starting a business					8.88	9.12	9.59
(iv) Impartial public administration		5.93	1.73	2.28	2.45	1.42	1.83
(v) Licensing restrictions					5.66	6.97	8.35
(vi) Cost of tax compliance					7.49	7.11	7.49

Tanzania

	1980	1990	2000	2005	2010	2015	2018
	Rating (Rank)	Rating (Rank)	Rating (Rank)	Rating (Rank)	Rating (Rank)	Rating (Rank)	Rating (Rank)
Summary Ratings (Rank)	4.33 (89)	4.16 (102)	6.31 (80)	6.18 (99)	6.67 (92)	6.87 (86)	6.73 (90)
	Rating (Data)	Rating (Data)	Rating (Data)	Rating (Data)	Rating (Data)	Rating (Data)	Rating (Data)
1. Size of Government	6.01	4.50	7.15	6.19	7.07	7.56	7.07
A. Government consumption	7.50 (14.5)	6.75 (17.06)	9.04 (9.25)	7.13 (15.76)	7.78 (13.56)	7.81 (13.45)	8.09 (12.51)
B. Transfers and subsidies	10.00 (0)				9.96 (0.65)	9.98 (0.56)	10.00 (0.36)
C. Government investment	5.58 (30.48)	2.69 (40.58)	7.35 (24.29)	5.99 (29.04)	5.91 (29.3)	7.83 (22.58)	7.14 (25)
D. Top marginal tax rate		2.00	5.00	5.50	5.50	6.00	6.00
(i) Top marginal income tax rate		3.00 (50)	7.00 (31)	8.00 (30)	8.00 (30)	8.00 (30)	8.00 (30)
(ii) Top marginal income and payroll tax rate		1.00 (57)	3.00 (46)	3.00 (46)	3.00 (48)	4.00 (45)	4.00 (45)
E. State ownership of assets	0.97	6.58	7.19	6.14	6.18	6.18	4.13
2. Legal System and Property Rights	5.19	5.36	5.19	5.29	5.24	5.58	5.36
A. Judicial independence	4.88	4.86	5.14	4.78	4.59	4.79	4.45
B. Impartial courts	4.04	4.23	4.48	4.34	4.29	4.41	4.33
C. Protection of property rights	3.23	4.02	4.41	4.92	4.73	5.01	5.01
D. Military interference in rule of law and politics	10.00	8.33	6.67	6.67	6.67	6.67	5.80
E. Integrity of the legal system	5.56	6.36	7.11	7.11	7.10	7.18	6.89
F. Legal enforcement of contracts		6.11	5.81	5.68	5.18	5.71	5.71
G. Regulatory restrictions on sale of real property		6.11	6.11	7.10	7.17	7.29	7.02
H. Reliability of police			4.19	4.19	4.62	5.45	5.16
<i>Gender Legal Rights Adjustment</i>	0.88	0.88	0.89	0.89	0.89	0.92	0.93
3. Sound Money	4.11	4.58	7.59	7.57	7.71	8.06	8.25
A. Money growth	5.94 (20.3)	4.00 (30)	8.72 (6.4)	7.32 (13.41)	7.54 (12.29)	9.39 (3.07)	9.34 (-3.28)
B. Standard deviation of inflation	6.54 (8.66)	8.70 (3.26)	7.83 (5.43)	9.68 (0.8)	9.54 (1.14)	8.97 (2.58)	9.34 (1.65)
C. Inflation: most recent year	3.96 (30.2)	5.64 (21.82)	8.82 (5.92)	8.27 (8.63)	8.76 (6.2)	8.88 (5.59)	9.30 (3.49)
D. Freedom to own foreign currency bank accounts	0.00	0.00	5.00	5.00	5.00	5.00	5.00
4. Freedom to Trade Internationally	1.90	1.79	5.92	5.64	6.33	5.99	5.98
A. Tariffs	4.87	4.53	4.96	4.94	7.14	7.11	6.60
(i) Revenue from trade taxes (% of trade sector)	4.87 (7.7)	5.00 (7.5)	2.07 (11.9)	2.07 (11.9)	8.61 (2.09)	8.82 (1.76)	7.34 (3.99)
(ii) Mean tariff rate		4.06 (29.7)	6.18 (19.1)	7.42 (12.9)	7.50 (12.5)	7.42 (12.9)	7.40 (13)
(iii) Standard deviation of tariff rates			6.64 (8.4)	5.33 (11.68)	5.30 (11.75)	5.10 (12.26)	5.06 (12.35)
B. Regulatory trade barriers			7.50	5.60	6.14	2.98	2.91
(i) Non-tariff trade barriers				4.93	5.12	5.16	5.03
(ii) Compliance cost of importing and exporting			7.50	6.28	7.16	0.80	0.80
C. Black-market exchange rates	0.00	0.00	10.00	10.00	10.00	10.00	10.00
D. Controls of the movement of capital and people	0.83	0.83	1.21	2.02	2.03	3.89	4.40
(i) Financial openness	1.66	1.66	1.66	1.66	1.66	1.66	1.66
(ii) Capital controls	0.00	0.00	0.77	0.00	0.00	0.00	1.54
(iii) Freedom of foreigners to visit				4.40	4.43	10.00	10.00
5. Regulation	4.42	4.58	5.73	6.20	7.03	7.16	7.00
A. Credit Market regulations	1.64	3.74	4.50	7.89	9.68	8.79	8.42
(i) Ownership of banks	0.00	0.00	0.00	8.00	10.00	8.00	8.00
(ii) Private sector credit	0.93	7.21	4.51	6.67	9.04	8.37	8.27
(iii) Interest rate controls / negative real interest rates	4.00	4.00	9.00	9.00	10.00	10.00	9.00
B. Labor Market regulations			5.76	5.76	5.71	6.63	6.60
(i) Hiring regulations and minimum wage			2.20	0.00	1.10	5.57	5.57
(ii) Hiring and firing regulations			4.00	5.09	4.66	4.55	4.82
(iii) Centralized collective bargaining			6.33	7.43	5.21	6.38	5.95
(iv) Hours regulations			8.70	8.70	10.00	10.00	10.00
(v) Mandated cost of worker dismissal			8.33	8.33	8.27	8.27	8.27
(vi) Conscriptation	10.00	5.00	5.00	5.00	5.00	5.00	5.00
C. Business regulations			6.94	4.94	5.69	6.08	5.96
(i) Administrative requirements				4.19	3.95	4.20	4.61
(ii) Bureaucracy costs				2.98	4.09	2.44	1.56
(iii) Starting a business			7.04	8.08	8.77	8.94	8.63
(iv) Impartial public administration	4.38	4.75	5.70	5.40	5.40	5.49	5.39
(v) Licensing restrictions				0.90	3.86	7.57	7.91
(vi) Cost of tax compliance			8.07	8.07	8.07	7.81	7.68

Thailand

	1980	1990	2000	2005	2010	2015	2018
Summary Ratings (Rank)	Rating (Rank) 5.49 (44)	Rating (Rank) 6.56 (32)	Rating (Rank) 6.50 (71)	Rating (Rank) 6.58 (79)	Rating (Rank) 6.55 (96)	Rating (Rank) 6.72 (93)	Rating (Rank) 6.75 (88)
	Rating (Data)	Rating (Data)	Rating (Data)	Rating (Data)	Rating (Data)	Rating (Data)	Rating (Data)
1. Size of Government	6.26	7.73	6.90	7.09	7.10	6.79	7.00
A. Government consumption	7.11 (15.81)	7.57 (14.26)	6.77 (17)	6.71 (17.18)	4.91 (23.32)	4.39 (25.06)	4.44 (24.9)
B. Transfers and subsidies	9.95 (0.7)	9.86 (1)	9.60 (1.96)	8.79 (4.95)	9.67 (1.7)	9.22 (3.35)	9.21 (3.41)
C. Government investment	5.18 (31.86)	9.94 (15.2)	3.59 (37.44)	7.04 (25.35)	7.00 (25.49)	6.96 (25.66)	6.91 (25.83)
D. Top marginal tax rate	3.00	4.00	7.00	6.00	7.00	7.00	8.00
(i) Top marginal income tax rate	3.00 (60)	4.00 (55)	7.00 (37)	6.00 (37)	7.00 (37)	7.00 (35)	8.00 (35)
(ii) Top marginal income and payroll tax rate		4.00 (55)	7.00 (37)	6.00 (37)	7.00 (37)	7.00 (35)	8.00 (35)
E. State ownership of assets	6.04	7.27	7.56	6.89	6.89	6.40	6.43
2. Legal System and Property Rights	4.21	5.05	6.02	5.89	5.08	4.77	4.52
A. Judicial independence	4.27	4.96	5.06	5.14	4.91	4.76	4.78
B. Impartial courts	3.87	4.74	5.04	5.13	4.64	4.60	4.55
C. Protection of property rights	4.85	4.22	4.10	5.11	4.17	5.09	5.26
D. Military interference in rule of law and politics	1.67	1.67	6.67	6.67	5.07	3.33	3.30
E. Integrity of the legal system	5.09	6.00	7.29	5.15	5.17	4.50	4.48
F. Legal enforcement of contracts	5.50	5.87	5.87	5.80	5.80	5.61	5.26
G. Regulatory restrictions on sale of real property		7.89	7.89	7.89	7.89	7.45	7.46
H. Reliability of police			6.27	6.27	4.53	6.01	4.37
<i>Gender Legal Rights Adjustment</i>	1.00	1.00	1.00	1.00	0.93	0.85	0.83
3. Sound Money	6.32	7.97	6.61	6.76	7.06	8.45	8.57
A. Money growth	8.96 (5.2)	8.69 (6.56)	8.71 (6.47)	8.53 (7.34)	9.32 (3.4)	9.60 (1.98)	9.81 (0.95)
B. Standard deviation of inflation	8.85 (2.87)	9.34 (1.66)	8.06 (4.86)	9.40 (1.49)	9.57 (1.08)	9.39 (1.52)	9.68 (0.8)
C. Inflation: most recent year	7.46 (12.7)	8.85 (5.77)	9.69 (1.57)	9.09 (4.54)	9.34 (3.31)	9.82 (-0.9)	9.79 (1.06)
D. Freedom to own foreign currency bank accounts	0.00	5.00	0.00	0.00	0.00	5.00	5.00
4. Freedom to Trade Internationally	5.52	5.43	6.63	6.26	6.43	6.68	6.82
A. Tariffs	4.47	3.21	6.65	6.84	7.43	6.95	7.36
(i) Revenue from trade taxes (% of trade sector)	5.40 (6.9)	6.40 (5.4)	9.06 (1.41)	9.29 (1.06)	9.55 (0.68)	9.61 (0.58)	9.69 (0.47)
(ii) Mean tariff rate	3.54 (32.3)	1.84 (40.8)	6.60 (17)	7.88 (10.6)	8.02 (9.9)	7.80 (11)	8.08 (9.6)
(iii) Standard deviation of tariff rates		1.40 (21.5)	4.28 (14.3)	3.35 (16.64)	4.73 (13.17)	3.44 (16.39)	4.32 (14.21)
B. Regulatory trade barriers			7.03	5.89	6.82	6.69	6.84
(i) Non-tariff trade barriers			5.73	5.00	5.45	5.54	5.69
(ii) Compliance cost of importing and exporting			8.33	6.78	8.18	7.84	7.99
C. Black-market exchange rates	9.00	10.00	10.00	10.00	10.00	10.00	10.00
D. Controls of the movement of capital and people	3.08	3.08	2.85	2.30	1.47	3.09	3.09
(i) Financial openness	4.16	4.16	4.16	4.16	1.66	1.66	1.66
(ii) Capital controls	2.00	2.00	1.54	1.54	1.54	1.54	1.54
(iii) Freedom of foreigners to visit				1.20	1.22	6.08	6.08
5. Regulation	5.13	6.62	6.32	6.93	7.09	6.89	6.84
A. Credit Market regulations	6.67	8.26	8.06	9.33	9.26	9.33	9.28
(i) Ownership of banks	8.00	8.00	5.00	8.00	8.00	8.00	8.00
(ii) Private sector credit	8.02	8.78	9.17	10.00	9.79	10.00	9.84
(iii) Interest rate controls / negative real interest rates	4.00	8.00	10.00	10.00	10.00	10.00	10.00
B. Labor Market regulations		4.98	4.42	5.43	4.96	4.70	4.69
(i) Hiring regulations and minimum wage			3.94	6.70	6.67	5.57	5.57
(ii) Hiring and firing regulations		7.01	4.60	4.75	5.59	5.64	5.57
(iii) Centralized collective bargaining	7.93	7.93	6.45	6.12	6.14	5.63	5.64
(iv) Hours regulations			6.51	10.00	10.00	10.00	10.00
(v) Mandated cost of worker dismissal			4.99	4.99	1.37	1.37	1.37
(vi) Conscription	0.00	0.00	0.00	0.00	0.00	0.00	0.00
C. Business regulations			6.47	6.02	7.05	6.64	6.54
(i) Administrative requirements			6.88	4.89	4.28	4.19	4.58
(ii) Bureaucracy costs			3.98	2.17	9.24	9.56	7.11
(iii) Starting a business			8.87	8.88	9.01	9.11	9.78
(iv) Impartial public administration	3.70	4.93	5.57	4.77	4.37	0.76	1.25
(v) Licensing restrictions				8.35	8.34	9.24	9.08
(vi) Cost of tax compliance			7.04	7.04	7.04	7.02	7.43

Timor-Leste

	1980	1990	2000	2005	2010	2015	2018
	Rating (Rank)	Rating (Rank)	Rating (Rank)	Rating (Rank)	Rating (Rank)	Rating (Rank)	Rating (Rank)
Summary Ratings (Rank)					5.72 (135)	6.36 (113)	6.29 (117)
	Rating (Data)	Rating (Data)	Rating (Data)	Rating (Data)	Rating (Data)	Rating (Data)	Rating (Data)
1. Size of Government			2.62	2.44	3.11	4.62	4.45
A. Government consumption				0.94 (36.81)	0.00 (58.9)	0.00 (49.48)	0.00 (43.38)
B. Transfers and subsidies					6.86 (12.01)	7.48 (9.76)	8.71 (5.24)
C. Government investment			0.00 (76.78)	1.14 (46)	0.00 (62.27)	0.00 (78.53)	0.00 (71.83)
D. Top marginal tax rate						10.00	10.00
(i) Top marginal income tax rate						10.00 (10)	10.00 (10)
(ii) Top marginal income and payroll tax rate						10.00 (10)	10.00 (10)
E. State ownership of assets	2.85	3.78	5.25	5.25	5.56	5.61	3.57
2. Legal System and Property Rights	4.11	4.43	3.89	3.22	3.33	3.23	3.27
A. Judicial independence	5.14	5.10	4.96	4.96	5.05	4.92	4.98
B. Impartial courts	4.88	5.48	4.91	4.24	3.84	3.75	3.82
C. Protection of property rights	2.62	3.20	3.59	3.53	3.75	3.78	3.77
D. Military interference in rule of law and politics					4.20		
E. Integrity of the legal system	3.79	3.95	5.55	5.49	5.49	5.85	5.66
F. Legal enforcement of contracts			3.15	0.00	0.00	0.00	0.00
G. Regulatory restrictions on sale of real property			0.73	0.00	0.00	0.00	
H. Reliability of police			4.33	4.33	4.33	4.29	1.40
<i>Gender Legal Rights Adjustment</i>	1.00	1.00	1.00	1.00	1.00	1.00	1.00
3. Sound Money					8.74	8.85	8.44
A. Money growth					7.66 (11.7)	8.25 (8.73)	9.03 (-4.85)
B. Standard deviation of inflation					8.67 (3.33)	7.27 (6.82)	5.24 (11.9)
C. Inflation: most recent year					8.65 (6.77)	9.87 (0.63)	9.47 (2.64)
D. Freedom to own foreign currency bank accounts					10.00	10.00	10.00
4. Freedom to Trade Internationally						7.56	8.17
A. Tariffs						9.56	9.72
(i) Revenue from trade taxes (% of trade sector)						9.17 (1.25)	9.66 (0.51)
(ii) Mean tariff rate						9.50 (2.5)	9.50 (2.5)
(iii) Standard deviation of tariff rates						10.00 (0)	10.00 (0)
B. Regulatory trade barriers					5.99	4.67	4.49
(i) Non-tariff trade barriers					5.53	4.29	3.93
(ii) Compliance cost of importing and exporting					6.44	5.05	5.05
C. Black-market exchange rates							10.00
D. Controls of the movement of capital and people					8.33	8.46	8.46
(i) Financial openness							
(ii) Capital controls					8.33	8.46	8.46
(iii) Freedom of foreigners to visit							
5. Regulation					7.69	7.53	7.11
A. Credit Market regulations					9.50	9.50	7.70
(i) Ownership of banks							
(ii) Private sector credit					10.00	10.00	6.40
(iii) Interest rate controls / negative real interest rates					9.00	9.00	9.00
B. Labor Market regulations					7.71	6.69	6.44
(i) Hiring regulations and minimum wage					6.67	2.23	2.23
(ii) Hiring and firing regulations					4.01	4.16	
(iii) Centralized collective bargaining					5.57	5.75	
(iv) Hours regulations					10.00	8.00	8.00
(v) Mandated cost of worker dismissal					10.00	10.00	5.51
(vi) Conscription					10.00	10.00	10.00
C. Business regulations					5.85	6.39	7.19
(i) Administrative requirements					3.56	5.30	
(ii) Bureaucracy costs					5.15	4.00	4.89
(iii) Starting a business					5.91	8.85	9.58
(iv) Impartial public administration	1.33	1.33	8.29	6.34	6.60	5.74	6.57
(v) Licensing restrictions					6.99	7.54	7.54
(vi) Cost of tax compliance					6.91	6.91	7.38

Togo

	1980	1990	2000	2005	2010	2015	2018
	Rating (Rank)	Rating (Rank)	Rating (Rank)	Rating (Rank)	Rating (Rank)	Rating (Rank)	Rating (Rank)
Summary Ratings (Rank)	4.24 (91)	5.24 (70)	5.66 (103)	5.79 (120)	5.52 (142)	5.85 (132)	6.25 (121)
	Rating (Data)	Rating (Data)	Rating (Data)	Rating (Data)	Rating (Data)	Rating (Data)	Rating (Data)
1. Size of Government	2.63	6.57	7.78	8.62	6.46	6.89	6.93
A. Government consumption	3.20 (29.11)	6.87 (16.65)	8.88 (9.82)	8.96 (9.52)	9.06 (9.2)	5.87 (20.05)	5.06 (22.78)
B. Transfers and subsidies				10.00 (0.28)	9.65 (1.79)	9.94 (0.71)	9.95 (0.7)
C. Government investment	0.00 (96.91)	6.07 (28.75)	8.22 (21.22)	9.29 (17.48)	1.78 (43.75)	4.68 (33.61)	6.64 (26.75)
D. Top marginal tax rate						7.00	7.00
(i) Top marginal income tax rate						7.00 (35)	7.00 (35)
(ii) Top marginal income and payroll tax rate							
E. State ownership of assets	4.69	6.76	6.23	6.23	5.37	6.94	6.00
2. Legal System and Property Rights	3.22	2.81	2.87	3.06	3.69	4.08	5.14
A. Judicial independence	2.12	2.26	3.75	3.83	3.90	3.26	3.42
B. Impartial courts	3.49	3.70	4.19	3.57	3.41	3.75	3.83
C. Protection of property rights	6.51	6.73	5.07	5.82	5.82	5.92	6.17
D. Military interference in rule of law and politics	3.33	3.33	1.67	0.14	3.47	3.47	4.20
E. Integrity of the legal system	3.34	3.34	4.55	4.64	4.85	4.63	4.32
F. Legal enforcement of contracts		3.15	3.15	3.15	3.15	3.90	3.90
G. Regulatory restrictions on sale of real property		0.43	0.43	0.43	0.73	1.98	8.81
H. Reliability of police			4.02	6.95	6.95	6.95	6.95
<i>Gender Legal Rights Adjustment</i>	0.71	0.71	0.71	0.71	0.83	0.93	0.98
3. Sound Money	5.53	6.95	6.48	6.88	6.69	7.01	7.13
A. Money growth	8.66 (6.68)	9.03 (-4.84)	8.66 (6.69)	9.94 (-0.32)	8.29 (8.54)	9.47 (2.65)	9.49 (2.53)
B. Standard deviation of inflation	5.56 (11.11)	9.37 (1.58)	7.65 (5.88)	8.94 (2.66)	8.84 (2.91)	8.92 (2.69)	9.22 (1.95)
C. Inflation: most recent year	7.91 (10.47)	9.40 (2.98)	9.62 (1.89)	8.64 (6.8)	9.63 (1.83)	9.64 (1.79)	9.81 (0.93)
D. Freedom to own foreign currency bank accounts	0.00	0.00	0.00	0.00	0.00	0.00	0.00
4. Freedom to Trade Internationally	4.05	4.63	6.14	6.15	6.17	5.46	5.63
A. Tariffs	1.73	3.87	7.60	7.39	7.38	7.20	7.07
(i) Revenue from trade taxes (% of trade sector)	1.73 (12.4)	3.87 (9.2)		7.82 (3.27)	7.24 (4.14)	7.01 (4.49)	6.63 (5.05)
(ii) Mean tariff rate			7.60 (12)	7.08 (14.6)	7.62 (11.9)	7.56 (12.2)	7.56 (12.2)
(iii) Standard deviation of tariff rates				7.26 (6.84)	7.29 (6.78)	7.02 (7.44)	7.02 (7.44)
B. Regulatory trade barriers				6.34	6.40	3.29	4.08
(i) Non-tariff trade barriers							4.87
(ii) Compliance cost of importing and exporting				6.34	6.40	3.29	3.29
C. Black-market exchange rates	9.60	9.20	10.00	10.00	10.00	10.00	10.00
D. Controls of the movement of capital and people	0.83	0.83	0.83	0.88	0.88	1.36	1.36
(i) Financial openness	1.66	1.66	1.66	1.66	1.66	1.66	1.66
(ii) Capital controls	0.00	0.00	0.00	0.77	0.77	0.77	0.77
(iii) Freedom of foreigners to visit				0.20	0.22	1.66	1.66
5. Regulation	5.78	5.24	5.01	4.23	4.58	5.82	6.44
A. Credit Market regulations	6.42	6.59	5.78	3.67	5.00	6.96	8.33
(i) Ownership of banks	2.00	2.00	2.00	5.00	5.00	8.00	10.00
(ii) Private sector credit	9.26	9.77	9.33	0.00	10.00	7.89	10.00
(iii) Interest rate controls / negative real interest rates	8.00	8.00	6.00	6.00	0.00	5.00	5.00
B. Labor Market regulations			4.27	4.57	4.31	4.17	4.17
(i) Hiring regulations and minimum wage			4.40	5.60	1.67	1.67	1.67
(ii) Hiring and firing regulations							
(iii) Centralized collective bargaining							
(iv) Hours regulations			6.00	6.00	8.00	8.00	8.00
(v) Mandated cost of worker dismissal			6.66	6.66	7.57	7.01	7.01
(vi) Conscription		0.00	0.00	0.00	0.00	0.00	0.00
C. Business regulations			4.99	4.46	4.43	6.33	6.82
(i) Administrative requirements							
(ii) Bureaucracy costs					3.48	2.67	4.00
(iii) Starting a business			4.30	3.88	3.86	8.95	9.81
(iv) Impartial public administration	7.05	7.73	3.68	3.03	3.73	4.21	3.92
(v) Licensing restrictions				3.96	4.08	8.23	8.15
(vi) Cost of tax compliance			6.97	6.97	6.97	7.58	8.22

Trinidad and Tobago

	1980	1990	2000	2005	2010	2015	2018
Summary Ratings (Rank)	Rating (Rank) 5.33 (50)	Rating (Rank) 5.56 (57)	Rating (Rank) 7.30 (37)	Rating (Rank) 7.16 (57)	Rating (Rank) 7.04 (69)	Rating (Rank) 6.91 (81)	Rating (Rank) 7.26 (65)
	Rating (Data)	Rating (Data)	Rating (Data)	Rating (Data)	Rating (Data)	Rating (Data)	Rating (Data)
1. Size of Government	6.30	6.49	6.73	6.89	6.48	6.60	7.16
A. Government consumption	5.64 (20.81)	6.81 (16.84)	6.74 (17.1)	5.97 (19.7)	5.74 (20.49)	5.88 (20.02)	6.78 (16.96)
B. Transfers and subsidies	8.50 (6)	7.41 (10)	8.45 (6.2)	8.83 (4.8)	8.44 (6.23)	7.89 (8.24)	7.89 (8.24)
C. Government investment							
D. Top marginal tax rate		7.00	7.00	8.00	7.00	7.00	7.50
(i) Top marginal income tax rate		7.00 (35)	7.00 (35)	8.00 (30)	9.00 (25)	9.00 (25)	9.00 (30)
(ii) Top marginal income and payroll tax rate		7.00 (35)	7.00 (35)	8.00 (30)	5.00 (39)	5.00 (40)	6.00 (45)
E. State ownership of assets	4.74	4.74	4.74	4.74	4.74	5.64	6.45
2. Legal System and Property Rights	6.12	6.03	5.23	4.93	5.06	5.09	5.21
A. Judicial independence	5.82	5.76	6.27	5.65	5.83	5.79	5.69
B. Impartial courts	5.41	5.56	5.69	5.16	4.75	4.48	4.44
C. Protection of property rights	6.38	5.84	5.84	5.96	5.44	5.43	5.96
D. Military interference in rule of law and politics	6.67	6.67	8.33	8.33	8.33	8.33	8.30
E. Integrity of the legal system	6.73	6.73	6.73	5.35	5.53	5.09	4.97
F. Legal enforcement of contracts			2.96	2.96	2.96	2.96	2.96
G. Regulatory restrictions on sale of real property			4.64	4.64	4.64	6.24	6.24
H. Reliability of police			1.93	1.93	3.51	2.93	3.59
<i>Gender Legal Rights Adjustment</i>	0.97	0.97	0.97	0.97	0.97	0.97	0.98
3. Sound Money	4.50	5.94	9.03	8.58	8.06	8.25	9.17
A. Money growth	7.62 (11.88)	9.06 (4.7)	8.83 (5.86)	8.23 (8.83)	8.22 (8.92)	8.09 (9.53)	9.44 (-2.82)
B. Standard deviation of inflation	5.89 (10.27)	7.81 (5.47)	8.02 (4.95)	7.47 (6.33)	6.12 (9.7)	5.86 (10.36)	7.44 (6.39)
C. Inflation: most recent year	4.49 (27.53)	6.90 (15.49)	9.29 (3.56)	8.62 (6.89)	7.89 (10.55)	9.07 (4.66)	9.80 (1.02)
D. Freedom to own foreign currency bank accounts	0.00	0.00	10.00	10.00	10.00	10.00	10.00
4. Freedom to Trade Internationally	3.38	2.98	7.72	7.96	7.95	8.14	7.94
A. Tariffs	7.87	6.12	5.40	7.83	7.64	7.52	7.52
(i) Revenue from trade taxes (% of trade sector)	7.87 (3.2)	8.20 (2.7)	3.20 (10.2)	9.07 (1.4)	8.95 (1.57)	8.90 (1.65)	8.90 (1.65)
(ii) Mean tariff rate		6.28 (18.6)	6.32 (18.4)	8.44 (7.8)	8.50 (7.5)	7.86 (10.7)	7.86 (10.7)
(iii) Standard deviation of tariff rates		3.88 (15.3)	6.68 (8.3)	5.98 (10.06)	5.47 (11.33)	5.81 (10.49)	5.81 (10.49)
B. Regulatory trade barriers			7.02	6.53	6.93	6.31	6.05
(i) Non-tariff trade barriers			6.20	5.70	6.06	6.43	5.93
(ii) Compliance cost of importing and exporting			7.83	7.37	7.80	6.18	6.18
C. Black-market exchange rates	0.20	2.00	10.00	10.00	10.00	10.00	10.00
D. Controls of the movement of capital and people	2.08	0.83	8.46	7.47	7.23	8.72	8.17
(i) Financial openness	4.16	1.66	10.00	10.00	10.00	10.00	8.34
(ii) Capital controls	0.00	0.00	6.92	6.92	6.15	6.15	6.15
(iii) Freedom of foreigners to visit				5.50	5.53	10.00	10.00
5. Regulation	6.34	6.36	7.79	7.45	7.65	6.49	6.83
A. Credit Market regulations	6.90	7.24	8.52	8.33	8.85	5.00	6.00
(i) Ownership of banks	5.00	8.00	8.00	8.00	8.00	5.00	8.00
(ii) Private sector credit	8.81	7.71	8.56	10.00	9.54	0.00	0.00
(iii) Interest rate controls / negative real interest rates		6.00	9.00	7.00	9.00	10.00	10.00
B. Labor Market regulations			7.15	7.54	7.50	7.62	7.47
(i) Hiring regulations and minimum wage			5.34	10.00	10.00	10.00	10.00
(ii) Hiring and firing regulations			5.80	5.35	4.59	4.53	3.62
(iii) Centralized collective bargaining			7.47	6.13	5.30	6.06	6.05
(iv) Hours regulations				10.00	10.00	10.00	10.00
(v) Mandated cost of worker dismissal				3.79	5.14	5.14	5.14
(vi) Conscriptation	10.00	10.00	10.00	10.00	10.00	10.00	10.00
C. Business regulations			7.70	6.48	6.61	6.84	7.02
(i) Administrative requirements			7.47	3.27	4.04	3.74	3.46
(ii) Bureaucracy costs			7.70	4.75	6.97	6.67	6.67
(iii) Starting a business				8.61	8.61	9.66	9.66
(iv) Impartial public administration	6.90	6.90	6.90	6.90	6.30	6.52	7.91
(v) Licensing restrictions				6.65	6.06	6.79	6.78
(vi) Cost of tax compliance			8.72	8.72	7.65	7.65	7.65

Tunisia

	1980	1990	2000	2005	2010	2015	2018
Summary Ratings (Rank)	Rating (Rank) 4.76 (71)	Rating (Rank) 5.45 (63)	Rating (Rank) 6.39 (78)	Rating (Rank) 6.42 (92)	Rating (Rank) 6.23 (113)	Rating (Rank) 6.29 (115)	Rating (Rank) 6.07 (129)
	Rating (Data)	Rating (Data)	Rating (Data)	Rating (Data)	Rating (Data)	Rating (Data)	Rating (Data)
1. Size of Government	4.48	5.82	7.34	6.94	6.16	6.08	5.21
A. Government consumption	6.17 (19.03)	5.75 (20.45)	5.74 (20.5)	6.01 (19.58)	5.60 (20.95)	5.41 (21.6)	5.23 (22.21)
B. Transfers and subsidies	8.61 (5.6)	7.68 (9)	8.10 (7.47)	7.41 (10)	7.00 (11.5)	6.41 (13.67)	6.41 (13.67)
C. Government investment	0.00 (53.07)	4.04 (35.85)	9.72 (15.97)	10.00 (14.14)	6.65 (26.73)	7.58 (23.45)	5.83 (29.59)
D. Top marginal tax rate	2.00			5.50	5.50	5.50	3.50
(i) Top marginal income tax rate	2.00 (62.3)			7.00 (35)	7.00 (35)	7.00 (35)	5.00 (36)
(ii) Top marginal income and payroll tax rate				4.00 (50.65)	4.00 (50.65)	4.00 (44)	2.00 (53)
E. State ownership of assets	5.62	5.80	5.80	5.80	6.04	5.50	5.09
2. Legal System and Property Rights	4.41	4.25	5.08	5.10	5.02	5.34	5.32
A. Judicial independence	3.90	3.44	4.49	4.52	4.07	4.73	4.80
B. Impartial courts	4.70	4.35	5.13	5.22	5.07	4.74	4.99
C. Protection of property rights	6.98	6.98	6.70	6.86	6.24	6.10	6.28
D. Military interference in rule of law and politics	6.67	5.00	6.67	6.67	6.67	6.67	5.80
E. Integrity of the legal system	4.22	3.97	6.47	6.47	6.51	7.46	7.53
F. Legal enforcement of contracts		4.88	4.82	4.69	4.82	4.88	4.88
G. Regulatory restrictions on sale of real property		7.11	7.11	7.11	7.26	7.26	7.33
H. Reliability of police			7.43	7.43	5.93	5.49	5.78
<i>Gender Legal Rights Adjustment</i>	0.67	0.67	0.67	0.67	0.72	0.80	0.80
3. Sound Money	6.18	6.98	7.05	7.30	6.85	7.06	6.57
A. Money growth	8.64 (6.8)	9.63 (1.86)	9.04 (4.82)	9.78 (1.09)	8.86 (5.71)	9.54 (2.31)	8.24 (8.8)
B. Standard deviation of inflation	8.63 (3.43)	9.20 (2)	9.75 (0.62)	9.83 (0.41)	9.44 (1.41)	9.67 (0.83)	9.49 (1.26)
C. Inflation: most recent year	7.44 (12.8)	9.10 (4.48)	9.41 (2.93)	9.60 (2.02)	9.12 (4.42)	9.03 (4.86)	8.54 (7.31)
D. Freedom to own foreign currency bank accounts	0.00	0.00	0.00	0.00	0.00	0.00	0.00
4. Freedom to Trade Internationally	3.86	4.98	6.14	5.96	6.00	6.50	6.63
A. Tariffs	4.36	4.71	5.53	5.34	6.91	6.97	7.26
(i) Revenue from trade taxes (% of trade sector)	4.00 (9)	3.67 (9.5)	7.75 (3.37)	8.69 (1.96)	8.86 (1.71)	8.83 (1.75)	8.83 (1.75)
(ii) Mean tariff rate	4.72 (26.4)	4.50 (27.5)	3.88 (30.6)	7.32 (13.4)	6.70 (16.5)	6.90 (15.5)	7.68 (11.6)
(iii) Standard deviation of tariff rates		5.96 (10.1)	4.96 (12.6)	0.00 (26)	5.18 (12.05)	5.16 (12.09)	5.27 (11.83)
B. Regulatory trade barriers			7.83	6.57	6.89	5.86	6.63
(i) Non-tariff trade barriers				6.30	5.77	4.47	5.16
(ii) Compliance cost of importing and exporting			7.83	6.84	8.01	7.26	8.09
C. Black-market exchange rates	6.40	8.40	10.00	8.79	7.05	9.24	8.70
D. Controls of the movement of capital and people	0.83	1.83	1.21	3.14	3.13	3.94	3.94
(i) Financial openness	1.66	1.66	1.66	1.66	1.66	1.66	1.66
(ii) Capital controls	0.00	2.00	0.77	0.77	0.77	0.77	0.77
(iii) Freedom of foreigners to visit				7.00	6.97	9.40	9.40
5. Regulation	4.88	5.23	6.34	6.82	7.14	6.48	6.64
A. Credit Market regulations	4.89	7.21	6.96	7.87	8.12	7.21	7.22
(i) Ownership of banks	2.00	5.00	5.00	5.00	5.00	5.00	5.00
(ii) Private sector credit	8.68	8.63	8.92	8.61	9.35	6.63	6.67
(iii) Interest rate controls / negative real interest rates	4.00	8.00		10.00	10.00	10.00	10.00
B. Labor Market regulations			6.00	6.52	6.55	5.38	5.57
(i) Hiring regulations and minimum wage			7.20	7.20	8.33	6.10	6.10
(ii) Hiring and firing regulations			5.00	5.83	4.89	2.94	3.35
(iii) Centralized collective bargaining			3.67	5.97	5.31	4.71	5.47
(iv) Hours regulations			8.70	8.70	10.00	10.00	10.00
(v) Mandated cost of worker dismissal			8.42	8.42	7.76	5.51	5.51
(vi) Conscription	3.00	3.00	3.00	3.00	3.00	3.00	3.00
C. Business regulations			6.07	6.05	6.77	6.84	7.11
(i) Administrative requirements				5.28	4.68	3.32	3.18
(ii) Bureaucracy costs				4.30	5.91	5.11	5.11
(iii) Starting a business			8.46	9.46	9.60	9.60	9.68
(iv) Impartial public administration	6.19	2.75	2.75	2.75	3.02	5.25	7.57
(v) Licensing restrictions				7.54	9.01	9.40	8.74
(vi) Cost of tax compliance			7.00	7.00	8.39	8.39	8.39

Turkey

	1980	1990	2000	2005	2010	2015	2018
	Rating (Rank)	Rating (Rank)	Rating (Rank)	Rating (Rank)	Rating (Rank)	Rating (Rank)	Rating (Rank)
Summary Ratings (Rank)	3.61 (105)	5.22 (72)	5.58 (105)	6.37 (95)	6.96 (75)	6.94 (80)	6.62 (99)
	Rating (Data)	Rating (Data)	Rating (Data)	Rating (Data)	Rating (Data)	Rating (Data)	Rating (Data)
1. Size of Government	5.27	6.29	7.12	8.12	7.25	7.24	6.87
A. Government consumption	7.09 (15.89)	7.71 (13.78)	6.93 (16.43)	6.98 (16.26)	6.12 (19.19)	6.27 (18.69)	5.66 (20.74)
B. Transfers and subsidies	8.50 (6)	9.07 (3.9)	9.37 (2.81)	9.38 (2.77)	6.16 (14.59)	6.39 (13.77)	6.47 (13.44)
C. Government investment		5.23 (31.71)	7.38 (24.18)	10.00 (13.94)	9.32 (17.37)	10.00 (13.79)	10.00 (14.11)
D. Top marginal tax rate	0.00	2.50	5.00	7.00	7.00	7.00	7.00
(i) Top marginal income tax rate	0.00 (75)	4.00 (50)	6.00 (45)	7.00 (40)	7.00 (35)	7.00 (35)	7.00 (35)
(ii) Top marginal income and payroll tax rate		1.00 (57)	4.00 (45.5)	7.00 (40)	7.00 (35)	7.00 (35)	7.00 (35)
E. State ownership of assets	5.50	6.92	6.92	7.21	7.64	6.54	5.23
2. Legal System and Property Rights	4.24	5.27	5.02	6.20	5.10	4.82	4.61
A. Judicial independence	3.79	5.07	4.83	5.11	4.51	3.90	3.48
B. Impartial courts	4.54	5.46	5.42	4.83	4.69	4.10	4.05
C. Protection of property rights	5.96	5.24	4.88	5.85	5.35	5.37	5.07
D. Military interference in rule of law and politics	5.00	6.67	3.33	6.67	3.33	3.33	3.30
E. Integrity of the legal system	5.05	4.62	6.33	6.96	6.28	5.31	4.30
F. Legal enforcement of contracts	4.25	5.58	5.58	5.45	5.18	4.54	4.50
G. Regulatory restrictions on sale of real property		8.90	8.90	8.87	8.80	8.55	8.93
H. Reliability of police			5.87	5.87	4.19	5.58	5.58
<i>Gender Legal Rights Adjustment</i>	0.78	0.78	0.78	1.00	0.93	0.90	0.88
3. Sound Money	0.78	3.87	3.57	4.84	8.86	9.08	8.50
A. Money growth	3.14 (34.3)	2.36 (38.2)	0.00 (81.91)	0.00 (59.29)	8.34 (8.3)	8.29 (8.57)	8.76 (6.22)
B. Standard deviation of inflation	0.00 (27.75)	3.11 (17.23)	4.27 (14.33)	1.40 (21.49)	8.80 (3)	9.56 (1.1)	8.52 (3.71)
C. Inflation: most recent year	0.00 (85.04)	0.00 (58.21)	0.00 (54.92)	7.97 (10.14)	8.29 (8.57)	8.47 (7.67)	6.73 (16.33)
D. Freedom to own foreign currency bank accounts	0.00	10.00	10.00	10.00	10.00	10.00	10.00
4. Freedom to Trade Internationally	3.43	5.40	6.62	6.97	7.24	7.12	7.17
A. Tariffs	3.50	4.53	7.42	6.87	6.25	6.00	6.04
(i) Revenue from trade taxes (% of trade sector)	5.80 (6.3)	8.13 (2.8)	9.55 (0.67)	9.73 (0.41)	9.57 (0.64)	9.49 (0.76)	9.51 (0.74)
(ii) Mean tariff rate	1.20 (44)	5.46 (22.7)	8.58 (7.1)	9.52 (2.4)	8.02 (9.9)	7.84 (10.8)	7.86 (10.7)
(iii) Standard deviation of tariff rates		0.00 (35.7)	4.12 (14.7)	1.36 (21.6)	1.17 (22.08)	0.67 (23.33)	0.76 (23.11)
B. Regulatory trade barriers			7.07	6.60	6.86	7.40	7.57
(i) Non-tariff trade barriers			5.63	6.28	5.66	6.03	5.56
(ii) Compliance cost of importing and exporting			8.50	6.93	8.05	8.77	9.57
C. Black-market exchange rates	6.80	9.60	10.00	10.00	10.00	10.00	10.00
D. Controls of the movement of capital and people	0.00	2.08	1.98	4.40	5.85	5.07	5.07
(i) Financial openness	0.00	4.16	1.66	1.66	4.49	4.49	4.49
(ii) Capital controls	0.00	0.00	2.31	1.54	3.08	2.31	2.31
(iii) Freedom of foreigners to visit				10.00	10.00	8.41	8.41
5. Regulation	4.31	5.28	5.60	5.72	6.34	6.44	5.97
A. Credit Market regulations	3.99	5.41	6.14	6.65	7.52	8.12	6.06
(i) Ownership of banks	8.00	8.00	8.00	5.00	5.00	5.00	5.00
(ii) Private sector credit	3.98	6.22	4.29	4.95	7.55	9.36	9.19
(iii) Interest rate controls / negative real interest rates	0.00	2.00		10.00	10.00	10.00	4.00
B. Labor Market regulations		5.16	3.94	3.83	4.86	4.51	5.41
(i) Hiring regulations and minimum wage			3.38	4.40	5.57	4.43	5.57
(ii) Hiring and firing regulations		7.23	5.32	4.02	5.00	4.20	4.26
(iii) Centralized collective bargaining	7.24	7.24	6.57	6.39	7.06	6.88	7.10
(iv) Hours regulations			6.18	6.00	8.00	8.00	8.00
(v) Mandated cost of worker dismissal			1.19	1.19	2.52	2.52	2.52
(vi) Conscription	0.00	1.00	1.00	1.00	1.00	1.00	5.00
C. Business regulations			6.72	6.67	6.64	6.69	6.44
(i) Administrative requirements			7.40	3.28	3.34	4.08	4.41
(ii) Bureaucracy costs			5.15	6.21	6.97	6.22	5.56
(iii) Starting a business			9.45	9.47	9.66	9.59	9.71
(iv) Impartial public administration	2.64	4.05	4.42	6.77	4.87	3.48	1.59
(v) Licensing restrictions				7.13	7.48	9.23	9.28
(vi) Cost of tax compliance			7.15	7.15	7.50	7.57	8.09

Uganda

	1980	1990	2000	2005	2010	2015	2018
Summary Ratings (Rank)	Rating (Rank) 3.69 (103)	Rating (Rank) 3.00 (116)	Rating (Rank) 7.09 (46)	Rating (Rank) 6.99 (64)	Rating (Rank) 7.43 (44)	Rating (Rank) 7.41 (53)	Rating (Rank) 7.55 (50)
	Rating (Data)	Rating (Data)	Rating (Data)	Rating (Data)	Rating (Data)	Rating (Data)	Rating (Data)
1. Size of Government	7.48	4.20	7.00	7.56	8.06	7.85	7.89
A. Government consumption		9.57 (7.48)	7.50 (14.51)	7.16 (15.65)	7.74 (13.69)	8.59 (10.79)	7.55 (14.34)
B. Transfers and subsidies			8.94 (4.4)	9.99 (0.55)	9.89 (0.9)	10.00 (0.41)	10.00 (0.17)
C. Government investment	10.00 (12.72)	0.26 (49.09)	5.29 (31.5)	7.89 (22.39)	10.00 (12.46)	9.97 (15.09)	10.00 (12.98)
D. Top marginal tax rate		2.00	6.50	6.00	6.00	4.00	4.00
(i) Top marginal income tax rate		3.00 (50)	8.00 (30)	8.00 (30)	8.00 (30)	5.00 (40)	5.00 (40)
(ii) Top marginal income and payroll tax rate		1.00 (59)	5.00 (39.5)	4.00 (41)	4.00 (41)	3.00 (50)	3.00 (50)
E. State ownership of assets	4.96	4.96	6.77	6.77	6.67	6.67	7.88
2. Legal System and Property Rights	2.56	3.33	4.06	4.16	4.87	4.90	4.74
A. Judicial independence	1.62	2.97	3.88	4.05	4.03	3.95	3.89
B. Impartial courts	2.74	3.55	3.81	4.02	4.36	4.22	4.32
C. Protection of property rights	3.75	3.75	4.33	4.78	5.06	5.13	4.93
D. Military interference in rule of law and politics	3.33	1.67	3.33	3.33	3.33	3.33	3.30
E. Integrity of the legal system	2.95	3.64	6.15	6.16	5.93	5.92	5.74
F. Legal enforcement of contracts		3.70	4.10	4.10	3.90	4.87	4.87
G. Regulatory restrictions on sale of real property		6.93	6.93	7.03	8.14	8.35	7.92
H. Reliability of police			3.97	3.97	4.95	4.98	4.33
<i>Gender Legal Rights Adjustment</i>	0.78	0.78	0.78	0.78	0.96	0.92	0.93
3. Sound Money	1.04	0.28	9.30	8.70	8.71	8.60	9.50
A. Money growth	3.12 (34.4)	0.00 (410)	8.73 (6.34)	8.56 (7.2)	7.33 (13.35)	9.05 (4.74)	9.15 (4.23)
B. Standard deviation of inflation	0.00 (33.8)	0.00 (52.4)	9.05 (2.39)	7.86 (5.36)	8.32 (4.21)	6.39 (9.03)	9.37 (1.59)
C. Inflation: most recent year		1.12 (44.38)	9.43 (2.83)	8.37 (8.15)	9.20 (3.98)	8.95 (5.23)	9.48 (2.62)
D. Freedom to own foreign currency bank accounts	0.00	0.00	10.00	10.00	10.00	10.00	10.00
4. Freedom to Trade Internationally	2.92	2.07	7.67	6.56	7.41	7.69	7.82
A. Tariffs	7.93	3.39	5.43	5.72	7.14	6.91	6.70
(i) Revenue from trade taxes (% of trade sector)	7.93 (3.1)	2.80 (10.8)	2.51 (11.23)	4.31 (8.54)	8.61 (2.09)	8.06 (2.91)	7.65 (3.53)
(ii) Mean tariff rate		3.98 (30.1)	8.34 (8.3)	7.52 (12.4)	7.50 (12.5)	7.44 (12.8)	7.40 (13)
(iii) Standard deviation of tariff rates				5.33 (11.68)	5.30 (11.75)	5.24 (11.9)	5.06 (12.35)
B. Regulatory trade barriers			6.33	3.29	5.28	4.34	5.09
(i) Non-tariff trade barriers				4.12	5.63	5.96	5.57
(ii) Compliance cost of importing and exporting			6.33	2.46	4.94	2.72	4.62
C. Black-market exchange rates	0.00	2.00	10.00	10.00	10.00	10.00	10.00
D. Controls of the movement of capital and people	0.83	0.83	8.93	7.22	7.22	9.49	9.49
(i) Financial openness	1.66	1.66	9.40	10.00	10.00	10.00	10.00
(ii) Capital controls	0.00	0.00	8.46	8.46	8.46	8.46	8.46
(iii) Freedom of foreigners to visit				3.20	3.21	10.00	10.00
5. Regulation	4.44	5.11	7.41	8.00	8.12	8.03	7.80
A. Credit Market regulations	2.61	3.23	6.57	9.54	9.08	9.11	8.42
(i) Ownership of banks	2.00	2.00	2.00	10.00	10.00	10.00	8.00
(ii) Private sector credit	5.84	7.70	8.70	9.62	8.23	8.33	8.25
(iii) Interest rate controls / negative real interest rates	0.00	0.00	9.00	9.00	9.00	9.00	9.00
B. Labor Market regulations			8.60	8.73	8.88	8.58	8.63
(i) Hiring regulations and minimum wage			10.00	10.00	10.00	10.00	10.00
(ii) Hiring and firing regulations			6.67	6.88	6.73	5.22	5.63
(iii) Centralized collective bargaining			8.17	8.69	8.55	8.27	8.15
(iv) Hours regulations			8.00	8.00	8.00	8.00	8.00
(v) Mandated cost of worker dismissal			8.79	8.79	10.00	10.00	10.00
(vi) Conscription	10.00	10.00	10.00	10.00	10.00	10.00	10.00
C. Business regulations			7.07	5.72	6.40	6.41	6.34
(i) Administrative requirements				3.82	4.89	4.57	4.48
(ii) Bureaucracy costs				2.41	4.85	3.56	4.22
(iii) Starting a business			7.75	8.10	8.02	8.78	8.81
(iv) Impartial public administration	1.70	6.55	6.11	5.62	5.84	4.81	3.66
(v) Licensing restrictions				7.05	7.17	8.91	9.06
(vi) Cost of tax compliance			7.34	7.34	7.61	7.81	7.81

Ukraine

	1980	1990	2000	2005	2010	2015	2018
	Rating (Rank)	Rating (Rank)	Rating (Rank)	Rating (Rank)	Rating (Rank)	Rating (Rank)	Rating (Rank)
Summary Ratings (Rank)			4.88 (118)	5.80 (119)	5.90 (128)	5.36 (147)	6.06 (131)
	Rating (Data)	Rating (Data)	Rating (Data)	Rating (Data)	Rating (Data)	Rating (Data)	Rating (Data)
1. Size of Government			6.03	6.53	6.79	6.85	6.72
A. Government consumption	4.65 (24.2)		3.59 (27.8)	4.38 (25.12)	4.91 (23.31)	5.34 (21.83)	4.97 (23.11)
B. Transfers and subsidies			6.26 (14.24)	3.98 (22.59)	4.28 (21.48)	4.87 (19.33)	5.47 (17.12)
C. Government investment			10.00 (11.84)	10.00 (3.45)	9.52 (16.7)	9.33 (17.35)	8.32 (20.87)
D. Top marginal tax rate			4.50	7.50	7.50	6.50	8.50
(i) Top marginal income tax rate			5.00 (40)	10.00 (13)	10.00 (15)	9.00 (22)	10.00 (20)
(ii) Top marginal income and payroll tax rate			4.00 (43.6)	5.00 (38)	5.00 (40)	4.00 (45)	7.00 (34)
E. State ownership of assets		0.00	5.80	6.82	7.73	8.20	6.32
2. Legal System and Property Rights	4.90	5.51	5.23	5.27	4.77	4.57	4.57
A. Judicial independence	3.97	4.72	3.65	3.34	3.08	2.98	3.40
B. Impartial courts	4.59	4.16	3.29	3.26	3.05	3.35	3.74
C. Protection of property rights	5.24	3.23	4.47	5.05	4.47	4.63	5.11
D. Military interference in rule of law and politics		8.33	8.33	8.33	8.33	8.33	8.30
E. Integrity of the legal system	5.71	6.19	6.14	5.97	5.94	5.70	5.29
F. Legal enforcement of contracts	5.00	5.14	5.14	5.14	4.93	4.40	4.28
G. Regulatory restrictions on sale of real property		6.83	6.83	7.12	6.51	8.94	9.16
H. Reliability of police			3.96	3.96	3.28	4.21	4.62
<i>Gender Legal Rights Adjustment</i>	1.00	1.00	1.00	1.00	0.93	0.72	0.67
3. Sound Money			2.24	4.88	5.60	3.25	5.65
A. Money growth			3.17 (34.15)	5.27 (23.66)	6.98 (15.11)	8.06 (9.68)	8.72 (6.4)
B. Standard deviation of inflation			1.45 (21.38)	6.95 (7.64)	7.29 (6.78)	4.69 (13.27)	6.06 (9.84)
C. Inflation: most recent year			4.36 (28.2)	7.30 (13.52)	8.12 (9.38)	0.26 (48.72)	7.81 (10.95)
D. Freedom to own foreign currency bank accounts			0.00	0.00	0.00	0.00	0.00
4. Freedom to Trade Internationally			5.71	5.96	6.20	6.20	6.78
A. Tariffs			7.62	6.75	8.62	8.60	8.83
(i) Revenue from trade taxes (% of trade sector)			9.36 (0.96)	8.87 (1.7)	9.45 (0.82)	8.72 (1.92)	9.47 (0.79)
(ii) Mean tariff rate			7.90 (10.5)	8.64 (6.8)	9.08 (4.6)	9.10 (4.5)	9.10 (4.5)
(iii) Standard deviation of tariff rates			5.60 (11)	2.74 (18.16)	7.33 (6.67)	7.97 (5.09)	7.91 (5.22)
B. Regulatory trade barriers			5.85	4.84	4.75	4.25	6.33
(i) Non-tariff trade barriers			4.03	4.56	3.91	4.72	5.41
(ii) Compliance cost of importing and exporting			7.67	5.13	5.59	3.78	7.24
C. Black-market exchange rates	0.00		7.78	10.00	10.00	10.00	10.00
D. Controls of the movement of capital and people	0.00		1.60	2.24	1.44	1.95	1.95
(i) Financial openness			1.66	1.66	0.00	0.00	0.00
(ii) Capital controls	0.00		1.54	0.77	0.00	0.00	0.00
(iii) Freedom of foreigners to visit				4.30	4.31	5.86	5.86
5. Regulation			5.18	6.34	6.14	5.92	6.61
A. Credit Market regulations			5.59	9.16	8.09	6.07	7.80
(i) Ownership of banks			0.00	8.00	8.00	5.00	5.00
(ii) Private sector credit			9.76	9.47	6.26	9.22	8.39
(iii) Interest rate controls / negative real interest rates			7.00	10.00	10.00	4.00	10.00
B. Labor Market regulations			5.22	6.17	6.03	5.38	5.35
(i) Hiring regulations and minimum wage			1.87	5.60	5.57	5.57	5.57
(ii) Hiring and firing regulations			6.25	6.34	6.32	5.03	5.53
(iii) Centralized collective bargaining			8.07	7.30	7.01	6.44	5.78
(iv) Hours regulations			5.34	8.00	8.00	6.00	6.00
(v) Mandated cost of worker dismissal			8.79	8.79	9.25	9.25	9.25
(vi) Conscription			1.00	1.00	0.00	0.00	0.00
C. Business regulations			4.73	3.70	4.31	6.32	6.67
(i) Administrative requirements			6.27	2.58	2.45	4.01	4.39
(ii) Bureaucracy costs			4.80	3.80	5.61	5.78	6.00
(iii) Starting a business			8.35	8.20	9.18	9.83	9.79
(iv) Impartial public administration		4.02	4.24	4.11	3.65	2.46	3.80
(v) Licensing restrictions				3.51	2.35	9.80	9.73
(vi) Cost of tax compliance			0.00	0.00	2.64	6.02	6.33

United Arab Emirates

	1980	1990	2000	2005	2010	2015	2018
Summary Ratings (Rank)	Rating (Rank) 6.20 (26)	Rating (Rank) 7.08 (23)	Rating (Rank) 7.22 (39)	Rating (Rank) 7.18 (54)	Rating (Rank) 7.43 (44)	Rating (Rank) 7.14 (70)	Rating (Rank) 7.05 (74)
	Rating (Data)	Rating (Data)	Rating (Data)	Rating (Data)	Rating (Data)	Rating (Data)	Rating (Data)
1. Size of Government	3.94	6.04	5.86	7.10	6.76	5.63	5.28
A. Government consumption	0.37 (38.73)	2.91 (30.1)	4.71 (23.97)	8.16 (12.26)	6.74 (17.07)	4.12 (25.99)	4.29 (25.42)
B. Transfers and subsidies		9.81 (1.2)	9.71 (1.55)	9.71 (1.55)	9.71 (1.55)	8.82 (4.84)	8.18 (7.18)
C. Government investment			3.45 (37.92)	3.11 (39.1)	2.81 (40.18)	0.75 (47.36)	0.00 (57.84)
D. Top marginal tax rate	10.00	10.00	10.00	10.00	10.00	10.00	10.00
(i) Top marginal income tax rate	10.00 (0)	10.00	10.00 (0)	10.00 (0)	10.00 (0)	10.00 (0)	10.00 (0)
(ii) Top marginal income and payroll tax rate				10.00 (16)	10.00 (16)	10.00 (16)	10.00 (16)
E. State ownership of assets	1.45	1.45	1.44	4.51	4.51	4.45	3.93
2. Legal System and Property Rights	3.85	4.53	5.42	5.41	5.41	5.36	5.25
A. Judicial independence	3.93	4.22	5.09	4.79	4.78	5.15	5.30
B. Impartial courts	4.78	5.77	6.12	6.02	5.74	6.34	6.65
C. Protection of property rights	4.32	4.32	5.32	5.64	5.59	6.37	6.12
D. Military interference in rule of law and politics	6.67	6.67	8.33	8.33	8.33	8.33	8.30
E. Integrity of the legal system	4.59	4.87	5.84	5.79	5.99	6.03	6.11
F. Legal enforcement of contracts		4.83	6.41	6.41	6.29	5.51	5.83
G. Regulatory restrictions on sale of real property		9.30	9.30	9.30	9.30	9.91	9.91
H. Reliability of police			8.23	8.23	8.55	9.04	8.61
<i>Gender Legal Rights Adjustment</i>	0.59	0.59	0.59	0.59	0.59	0.51	0.48
3. Sound Money	7.93	9.44	7.75	7.60	8.32	8.42	8.98
A. Money growth	5.46 (22.7)	9.27 (3.66)	8.87 (5.66)	6.65 (16.75)	8.21 (8.95)	8.40 (8.02)	9.72 (-1.38)
B. Standard deviation of inflation	8.08 (4.79)	9.32 (1.69)	6.49 (8.78)	6.62 (8.45)	5.23 (11.92)	6.09 (9.78)	6.81 (7.98)
C. Inflation: most recent year	8.18 (9.1)	9.18 (4.1)	5.63 (21.83)	7.14 (14.29)	9.82 (0.88)	9.19 (4.07)	9.39 (3.07)
D. Freedom to own foreign currency bank accounts	10.00	10.00	10.00	10.00	10.00	10.00	10.00
4. Freedom to Trade Internationally	10.00	9.17	9.38	8.37	8.37	8.42	8.27
A. Tariffs	10.00	10.00	9.60	8.87	8.67	8.74	8.45
(i) Revenue from trade taxes (% of trade sector)	10.00 (0)	10.00 (0)	10.00 (0)	10.00 (0)	10.00 (0)	10.00 (0)	10.00 (0)
(ii) Mean tariff rate			9.20 (4)	9.04 (4.8)	9.02 (4.9)	9.06 (4.7)	9.04 (4.8)
(iii) Standard deviation of tariff rates				7.56 (6.1)	7.00 (7.5)	7.16 (7.1)	6.31 (9.22)
B. Regulatory trade barriers			9.83	8.11	8.40	7.87	7.72
(i) Non-tariff trade barriers				7.62	7.65	7.45	7.11
(ii) Compliance cost of importing and exporting			9.83	8.60	9.14	8.30	8.33
C. Black-market exchange rates	10.00	10.00	10.00	10.00	10.00	10.00	10.00
D. Controls of the movement of capital and people	10.00	7.50	8.08	6.52	6.42	7.05	6.90
(i) Financial openness	10.00	10.00	10.00	10.00	10.00	10.00	10.00
(ii) Capital controls	10.00	5.00	6.15	6.15	5.83	5.83	5.38
(iii) Freedom of foreigners to visit				3.40	3.43	5.31	5.31
5. Regulation	5.30	6.20	7.67	7.44	8.28	7.90	7.49
A. Credit Market regulations	6.85	6.49	6.86	7.74	7.64	7.75	7.67
(i) Ownership of banks	5.00	5.00	5.00	5.00	5.00	5.00	5.00
(ii) Private sector credit	8.71	7.98	8.71	8.21	7.92	8.24	10.00
(iii) Interest rate controls / negative real interest rates				10.00	10.00	10.00	8.00
B. Labor Market regulations			7.55	7.48	8.50	6.97	6.72
(i) Hiring regulations and minimum wage			10.00	10.00	10.00	10.00	10.00
(ii) Hiring and firing regulations				6.21	6.59	7.23	6.93
(iii) Centralized collective bargaining				8.47	8.38	8.58	7.38
(iv) Hours regulations			8.00	8.00	6.00	6.00	6.00
(v) Mandated cost of worker dismissal			2.21	2.21	10.00	10.00	10.00
(vi) Conscription	3.00	10.00	10.00	10.00	10.00	0.00	0.00
C. Business regulations			8.60	7.11	8.72	9.00	8.07
(i) Administrative requirements				5.56	5.60	7.21	7.03
(ii) Bureaucracy costs				2.18	8.79	9.33	5.78
(iii) Starting a business			7.65	8.03	9.52	9.59	9.69
(iv) Impartial public administration	5.73	6.61	8.29	7.81	8.53	7.98	7.25
(v) Licensing restrictions				9.21	9.99	10.00	10.00
(vi) Cost of tax compliance			9.87	9.87	9.87	9.87	8.70

United Kingdom

	1980	1990	2000	2005	2010	2015	2018
	Rating (Rank)	Rating (Rank)	Rating (Rank)	Rating (Rank)	Rating (Rank)	Rating (Rank)	Rating (Rank)
Summary Ratings (Rank)	7.01 (12)	8.40 (5)	8.52 (4)	8.35 (5)	8.05 (8)	8.16 (8)	8.08 (13)
	Rating (Data)	Rating (Data)	Rating (Data)	Rating (Data)	Rating (Data)	Rating (Data)	Rating (Data)
1. Size of Government	5.46	6.57	7.19	6.92	6.08	6.49	6.61
A. Government consumption	3.93 (26.62)	4.52 (24.63)	5.95 (19.76)	5.07 (22.75)	4.54 (24.57)	4.94 (23.22)	5.29 (22.02)
B. Transfers and subsidies	5.83 (15.8)	6.08 (14.9)	6.31 (14.05)	6.33 (13.97)	5.75 (16.1)	5.45 (17.21)	5.46 (17.16)
C. Government investment	10.00 (11.56)	10.00 (12.37)	10.00 (8.89)	10.00 (8.28)	8.39 (20.62)	9.83 (15.6)	9.76 (15.85)
D. Top marginal tax rate	0.00	4.00	5.00	4.50	3.00	4.00	4.00
(i) Top marginal income tax rate	0.00 (83)	5.00 (40)	6.00 (40)	5.00 (41)	5.00 (50)	6.00 (45)	6.00 (45)
(ii) Top marginal income and payroll tax rate		3.00 (48)	4.00 (48)	4.00 (48)	1.00 (66)	2.00 (64)	2.00 (64)
E. State ownership of assets	7.53	8.27	8.71	8.71	8.72	8.25	8.56
2. Legal System and Property Rights	7.28	7.87	8.00	7.91	7.74	7.77	7.37
A. Judicial independence	6.88	7.76	7.60	7.50	7.45	7.45	6.75
B. Impartial courts	5.30	7.58	7.63	7.34	6.92	7.20	6.72
C. Protection of property rights	5.85	6.47	7.14	7.32	6.95	7.34	6.88
D. Military interference in rule of law and politics	10.00	10.00	10.00	10.00	10.00	10.00	10.00
E. Integrity of the legal system	7.40	7.61	8.47	8.00	7.93	7.48	7.52
F. Legal enforcement of contracts	8.25	7.42	7.42	7.37	6.98	6.25	6.07
G. Regulatory restrictions on sale of real property		8.26	8.26	8.26	7.91	8.02	8.02
H. Reliability of police			7.51	7.51	7.77	8.43	6.98
<i>Gender Legal Rights Adjustment</i>	1.00	1.00	1.00	1.00	1.00	1.00	1.00
3. Sound Money	5.96	9.48	9.31	9.45	9.58	9.84	9.46
A. Money growth	8.57 (7.17)	9.75 (1.27)	8.14 (9.31)	8.54 (7.3)	9.26 (3.7)	9.70 (-1.52)	8.58 (7.11)
B. Standard deviation of inflation	9.04 (2.4)	9.45 (1.38)	9.69 (0.77)	9.82 (0.44)	9.73 (0.67)	9.68 (0.8)	9.72 (0.71)
C. Inflation: most recent year	6.23 (18.84)	8.72 (6.42)	9.41 (2.93)	9.43 (2.83)	9.34 (3.29)	9.99 (0.05)	9.54 (2.29)
D. Freedom to own foreign currency bank accounts	0.00	10.00	10.00	10.00	10.00	10.00	10.00
4. Freedom to Trade Internationally	9.33	9.47	9.41	8.90	8.95	8.55	8.50
A. Tariffs	8.89	8.41	9.18	8.39	8.34	8.36	8.12
(i) Revenue from trade taxes (% of trade sector)	9.53 (0.7)	9.60 (0.6)	9.78 (0.33)	9.59 (0.62)	9.63 (0.55)	9.10 (1.35)	9.13 (1.3)
(ii) Mean tariff rate	8.24 (8.8)	8.52 (7.4)	9.52 (2.4)	9.46 (2.7)	8.98 (5.1)	8.98 (5.1)	8.96 (5.2)
(iii) Standard deviation of tariff rates		7.12 (7.2)	8.24 (4.4)	6.13 (9.67)	6.41 (8.98)	7.00 (7.5)	6.26 (9.36)
B. Regulatory trade barriers			9.23	8.07	8.36	7.93	7.97
(i) Non-tariff trade barriers			8.97	7.23	7.51	6.55	6.62
(ii) Compliance cost of importing and exporting			9.50	8.91	9.20	9.31	9.32
C. Black-market exchange rates	10.00	10.00	10.00	10.00	10.00	10.00	10.00
D. Controls of the movement of capital and people	9.10	10.00	9.23	9.15	9.10	7.90	7.90
(i) Financial openness	8.20	10.00	10.00	10.00	10.00	10.00	10.00
(ii) Capital controls	10.00	10.00	8.46	8.46	8.33	4.62	4.62
(iii) Freedom of foreigners to visit				9.00	8.96	9.07	9.07
5. Regulation	7.00	8.59	8.66	8.55	7.90	8.17	8.47
A. Credit Market regulations	7.33	9.93	10.00	9.44	7.33	7.52	8.88
(i) Ownership of banks	10.00	10.00	10.00	10.00	10.00	8.00	8.00
(ii) Private sector credit	8.00	9.79	10.00	8.32	3.00	6.55	8.63
(iii) Interest rate controls / negative real interest rates	4.00	10.00	10.00	10.00	9.00	8.00	10.00
B. Labor Market regulations	6.67	7.24	7.10	8.47	8.25	8.40	8.25
(i) Hiring regulations and minimum wage			4.61	8.90	8.90	8.90	8.90
(ii) Hiring and firing regulations		7.39	4.90	5.83	5.67	6.83	6.64
(iii) Centralized collective bargaining	5.18	6.21	8.60	8.10	7.87	8.11	7.40
(iv) Hours regulations	4.84	5.37	6.51	10.00	8.00	8.00	8.00
(v) Mandated cost of worker dismissal			7.96	7.96	9.08	8.53	8.53
(vi) Conscription	10.00	10.00	10.00	10.00	10.00	10.00	10.00
C. Business regulations			8.87	7.76	8.13	8.61	8.28
(i) Administrative requirements			7.93	3.80	3.50	5.09	5.56
(ii) Bureaucracy costs			8.03	5.90	7.73	8.44	6.00
(iii) Starting a business			9.57	9.58	9.58	9.85	9.86
(iv) Impartial public administration	9.52	9.52	10.00	10.00	10.00	10.00	10.00
(v) Licensing restrictions				8.45	9.19	9.52	9.52
(vi) Cost of tax compliance			8.82	8.82	8.77	8.77	8.72

United States

	1980	1990	2000	2005	2010	2015	2018
	Rating (Rank)	Rating (Rank)	Rating (Rank)	Rating (Rank)	Rating (Rank)	Rating (Rank)	Rating (Rank)
Summary Ratings (Rank)	8.13 (2)	8.56 (2)	8.67 (3)	8.49 (3)	8.12 (6)	8.27 (6)	8.22 (6)
	Rating (Data)	Rating (Data)	Rating (Data)	Rating (Data)	Rating (Data)	Rating (Data)	Rating (Data)
1. Size of Government	5.94	7.33	7.78	8.08	7.21	7.42	7.50
A. Government consumption	5.53 (21.21)	5.66 (20.76)	6.59 (17.6)	6.34 (18.43)	5.85 (20.1)	6.60 (17.56)	6.71 (17.18)
B. Transfers and subsidies	7.17 (10.9)	6.68 (12.7)	6.54 (13.19)	6.69 (12.66)	5.69 (16.31)	5.99 (15.21)	6.08 (14.89)
C. Government investment	8.24 (21.16)	8.08 (21.73)	10.00 (14.28)	9.86 (15.5)	7.49 (23.78)	9.50 (16.75)	9.70 (16.04)
D. Top marginal tax rate	0.00	7.50	7.00	7.50	7.00	5.00	5.00
(i) Top marginal income tax rate	0.00 (70-75)	8.00 (33-42)	7.00 (40-46)	8.00 (35-42)	7.00 (35-41)	5.00 (43-50)	5.00 (43-50)
(ii) Top marginal income and payroll tax rate		7.00 (36-45)	7.00 (42-49)	7.00 (37-44)	7.00 (37-44)	5.00 (43-50)	5.00 (43-50)
E. State ownership of assets	8.76	8.76	8.76	10.00	10.00	10.00	10.00
2. Legal System and Property Rights	7.57	8.07	8.35	7.56	7.35	7.42	7.33
A. Judicial independence	6.77	7.36	7.31	6.91	6.73	7.06	6.84
B. Impartial courts	5.05	7.45	7.62	6.85	6.55	6.86	6.84
C. Protection of property rights	6.01	6.88	7.56	6.86	6.21	6.93	7.00
D. Military interference in rule of law and politics	10.00	8.33	10.00	6.67	6.67	6.67	6.70
E. Integrity of the legal system	8.82	8.82	8.82	7.96	8.02	7.90	7.79
F. Legal enforcement of contracts	8.75	8.04	8.04	7.79	7.54	6.72	6.76
G. Regulatory restrictions on sale of real property		9.61	9.61	9.61	9.51	8.92	8.92
H. Reliability of police			7.82	7.82	7.60	8.29	7.81
<i>Gender Legal Rights Adjustment</i>	1.00	1.00	1.00	1.00	1.00	1.00	1.00
3. Sound Money	9.22	9.68	9.78	9.76	9.68	9.76	9.69
A. Money growth	9.25 (3.75)	9.86 (-0.72)	9.94 (-0.28)	9.92 (-0.41)	9.46 (2.69)	9.20 (3.99)	9.48 (-2.61)
B. Standard deviation of inflation	9.54 (1.15)	9.71 (0.72)	9.84 (0.4)	9.79 (0.52)	9.58 (1.05)	9.87 (0.33)	9.78 (0.54)
C. Inflation: most recent year	8.10 (9.51)	9.13 (4.34)	9.32 (3.38)	9.32 (3.39)	9.67 (1.64)	9.98 (0.12)	9.51 (2.44)
D. Freedom to own foreign currency bank accounts	10.00	10.00	10.00	10.00	10.00	10.00	10.00
4. Freedom to Trade Internationally	9.30	9.08	8.81	8.29	8.02	7.81	7.77
A. Tariffs	8.90	8.23	8.12	8.38	8.43	8.38	8.39
(i) Revenue from trade taxes (% of trade sector)	9.27 (1.1)	9.00 (1.5)	9.44 (0.84)	9.49 (0.76)	9.55 (0.68)	9.50 (0.75)	9.37 (0.94)
(ii) Mean tariff rate	8.54 (7.3)	8.76 (6.2)	9.20 (4)	9.36 (3.2)	9.30 (3.5)	9.30 (3.5)	9.32 (3.4)
(iii) Standard deviation of tariff rates		6.92 (7.7)	5.72 (10.7)	6.28 (9.31)	6.43 (8.93)	6.33 (9.17)	6.49 (8.77)
B. Regulatory trade barriers			8.64	8.03	7.66	8.07	8.16
(i) Non-tariff trade barriers			8.12	6.72	5.97	6.37	6.52
(ii) Compliance cost of importing and exporting			9.17	9.35	9.35	9.76	9.80
C. Black-market exchange rates	10.00	10.00	10.00	10.00	10.00	10.00	10.00
D. Controls of the movement of capital and people	9.00	9.00	8.46	6.75	5.98	4.80	4.54
(i) Financial openness	10.00	10.00	10.00	10.00	10.00	10.00	10.00
(ii) Capital controls	8.00	8.00	6.92	6.15	3.85	3.85	3.08
(iii) Freedom of foreigners to visit				4.10	4.09	0.55	0.55
5. Regulation	8.63	8.66	8.63	8.76	8.37	8.92	8.82
A. Credit Market regulations	9.52	9.64	9.81	9.43	7.78	9.34	9.07
(i) Ownership of banks	10.00	10.00	10.00	10.00	10.00	10.00	10.00
(ii) Private sector credit	8.55	8.93	9.43	8.28	3.33	8.02	7.21
(iii) Interest rate controls / negative real interest rates	10.00	10.00	10.00	10.00	10.00	10.00	10.00
B. Labor Market regulations	7.74	7.68	7.64	9.14	9.06	9.14	8.98
(i) Hiring regulations and minimum wage			3.82	10.00	10.00	10.00	8.90
(ii) Hiring and firing regulations		7.15	6.65	7.01	6.84	6.91	7.18
(iii) Centralized collective bargaining	7.59	7.59	8.35	7.83	7.49	7.91	7.79
(iv) Hours regulations	5.63	5.98	7.01	10.00	10.00	10.00	10.00
(v) Mandated cost of worker dismissal			10.00	10.00	10.00	10.00	10.00
(vi) Conscription	10.00	10.00	10.00	10.00	10.00	10.00	10.00
C. Business regulations			8.45	7.73	8.26	8.27	8.40
(i) Administrative requirements			7.92	4.29	4.03	5.06	5.77
(ii) Bureaucracy costs			8.15	5.93	7.88	7.56	8.00
(iii) Starting a business			9.80	9.80	9.79	9.81	9.86
(iv) Impartial public administration	9.21	10.00	10.00	10.00	10.00	9.56	9.13
(v) Licensing restrictions				9.98	9.98	9.60	9.60
(vi) Cost of tax compliance			6.36	6.36	7.90	8.04	8.04

Uruguay

	1980	1990	2000	2005	2010	2015	2018
	Rating (Rank)	Rating (Rank)	Rating (Rank)	Rating (Rank)	Rating (Rank)	Rating (Rank)	Rating (Rank)
Summary Ratings (Rank)	5.82 (35)	6.40 (34)	7.18 (41)	7.19 (52)	7.42 (46)	7.26 (62)	7.25 (66)
	Rating (Data)	Rating (Data)	Rating (Data)	Rating (Data)	Rating (Data)	Rating (Data)	Rating (Data)
1. Size of Government	7.40	7.43	6.57	7.24	6.93	6.75	6.43
A. Government consumption	7.61 (14.11)	6.83 (16.77)	7.40 (14.84)	7.88 (13.19)	6.94 (16.39)	6.69 (17.24)	6.48 (17.98)
B. Transfers and subsidies	7.66 (9.1)	6.87 (12)	5.20 (18.1)	6.59 (13)	6.29 (14.1)	5.90 (15.55)	5.70 (16.27)
C. Government investment	5.99 (29.03)	7.71 (23.01)	6.99 (25.55)	8.45 (20.41)	7.65 (23.23)	7.70 (23.06)	7.36 (24.22)
D. Top marginal tax rate	10.00	10.00	7.50	7.50	8.00	8.00	6.50
(i) Top marginal income tax rate	10.00 (0)	10.00 (0)	10.00 (0)	10.00 (0)	9.00 (25)	9.00 (30)	7.00 (36)
(ii) Top marginal income and payroll tax rate			5.00 (36)	5.00 (36)	7.00 (31)	7.00 (39)	6.00 (44)
E. State ownership of assets	5.75	5.75	5.75	5.75	5.75	5.45	6.09
2. Legal System and Property Rights	4.99	5.88	5.95	5.87	5.89	5.76	5.52
A. Judicial independence	3.69	6.18	6.45	6.59	6.77	6.88	6.82
B. Impartial courts	4.93	5.95	5.69	5.72	5.81	5.67	5.67
C. Protection of property rights	6.74	6.14	6.14	6.22	6.47	6.53	6.22
D. Military interference in rule of law and politics	5.00	6.39	8.33	8.19	6.67	5.83	5.80
E. Integrity of the legal system	4.61	6.19	6.19	5.77	5.80	5.74	5.67
F. Legal enforcement of contracts		3.88	3.57	3.19	3.19	3.59	3.59
G. Regulatory restrictions on sale of real property		6.42	6.42	6.42	6.42	6.45	6.45
H. Reliability of police			4.84	4.84	6.02	5.40	5.05
<i>Gender Legal Rights Adjustment</i>	1.00	1.00	1.00	1.00	1.00	1.00	0.95
3. Sound Money	4.18	3.76	8.39	8.18	8.98	9.08	9.10
A. Money growth	1.45 (42.73)	0.00 (54.79)	8.49 (7.57)	6.89 (15.53)	7.90 (10.51)	8.38 (8.11)	8.81 (5.95)
B. Standard deviation of inflation	5.28 (11.81)	5.03 (12.43)	6.04 (9.89)	6.76 (8.11)	9.36 (1.6)	9.67 (0.82)	9.10 (2.26)
C. Inflation: most recent year	0.00 (54.76)	0.00 (100.39)	9.05 (4.76)	9.06 (4.7)	8.66 (6.68)	8.27 (8.67)	8.48 (7.61)
D. Freedom to own foreign currency bank accounts	10.00	10.00	10.00	10.00	10.00	10.00	10.00
4. Freedom to Trade Internationally	7.35	8.17	8.44	8.11	8.30	8.06	8.14
A. Tariffs	4.07	5.94	7.72	7.73	7.77	7.72	7.64
(i) Revenue from trade taxes (% of trade sector)	4.07 (8.9)	6.27 (5.6)	8.71 (1.93)	8.43 (2.35)	8.65 (2.03)	8.44 (2.34)	8.10 (2.85)
(ii) Mean tariff rate		3.90 (30.5)	7.78 (11.1)	8.02 (9.9)	7.90 (10.5)	7.90 (10.5)	7.94 (10.3)
(iii) Standard deviation of tariff rates		7.64 (5.9)	6.68 (8.3)	6.74 (8.16)	6.77 (8.09)	6.81 (7.98)	6.87 (7.83)
B. Regulatory trade barriers			6.79	6.22	6.96	5.80	6.18
(i) Non-tariff trade barriers			6.25	5.73	6.56	6.01	5.79
(ii) Compliance cost of importing and exporting			7.33	6.72	7.37	5.59	6.57
C. Black-market exchange rates	10.00	10.00	10.00	10.00	10.00	10.00	10.00
D. Controls of the movement of capital and people	7.98	8.59	9.23	8.49	8.48	8.74	8.74
(i) Financial openness	5.97	7.17	10.00	10.00	10.00	10.00	10.00
(ii) Capital controls	10.00	10.00	8.46	8.46	8.46	8.46	8.46
(iii) Freedom of foreigners to visit				7.00	6.97	7.74	7.74
5. Regulation	5.17	6.78	6.54	6.56	7.00	6.63	7.06
A. Credit Market regulations	5.50	7.67	5.75	6.71	8.16	7.22	7.77
(i) Ownership of banks	5.00	5.00	5.00	2.00	5.00	5.00	5.00
(ii) Private sector credit		10.00	7.25	9.13	9.47	7.66	8.30
(iii) Interest rate controls / negative real interest rates	6.00	8.00	5.00	9.00	10.00	9.00	10.00
B. Labor Market regulations			6.45	6.43	5.78	5.63	5.94
(i) Hiring regulations and minimum wage			2.56	6.70	6.67	5.57	8.90
(ii) Hiring and firing regulations			4.12	3.29	3.28	2.93	2.51
(iii) Centralized collective bargaining			6.90	3.47	2.14	2.68	1.61
(iv) Hours regulations			8.00	8.00	8.00	8.00	8.00
(v) Mandated cost of worker dismissal			7.13	7.13	4.61	4.61	4.61
(vi) Conscription	10.00	10.00	10.00	10.00	10.00	10.00	10.00
C. Business regulations			7.42	6.54	7.05	7.03	7.47
(i) Administrative requirements			6.75	3.50	3.52	3.49	3.18
(ii) Bureaucracy costs			6.48	4.96	6.06	5.33	7.33
(iii) Starting a business			7.46	7.56	9.51	9.56	9.54
(iv) Impartial public administration	0.42	9.81	9.81	9.81	10.00	10.00	10.00
(v) Licensing restrictions				6.85	6.97	6.82	6.59
(vi) Cost of tax compliance			6.59	6.59	6.23	6.96	8.17

Venezuela, RB

	1980	1990	2000	2005	2010	2015	2018
Summary Ratings (Rank)	Rating (Rank) 6.79 (15)	Rating (Rank) 5.78 (51)	Rating (Rank) 5.93 (88)	Rating (Rank) 4.83 (137)	Rating (Rank) 3.79 (153)	Rating (Rank) 2.84 (159)	Rating (Rank) 3.34 (162)
	Rating (Data)	Rating (Data)	Rating (Data)	Rating (Data)	Rating (Data)	Rating (Data)	Rating (Data)
1. Size of Government	7.01	7.27	6.33	4.77	4.79	4.95	4.31
A. Government consumption	6.56 (17.68)	8.25 (11.95)	6.06 (19.39)	6.36 (18.37)	7.06 (16)	8.78 (10.16)	8.96 (9.53)
B. Transfers and subsidies	9.59 (2)	8.56 (5.8)	7.74 (8.79)	5.77 (16.01)	5.77 (16.01)	5.77 (16.01)	5.77 (16.01)
C. Government investment			5.06 (32.29)	2.71 (40.53)	0.00 (60.6)	0.00 (70.36)	0.00 (70.36)
D. Top marginal tax rate	7.00	7.00	8.00	5.50	7.00	7.00	5.50
(i) Top marginal income tax rate	7.00 (45)	7.00 (45)	8.00 (35)	7.00 (34)	8.00 (34)	8.00 (34)	7.00 (34)
(ii) Top marginal income and payroll tax rate		7.00 (45)	8.00 (35)	4.00 (49)	6.00 (41)	6.00 (41)	4.00 (41)
E. State ownership of assets	4.89	5.29	4.78	3.51	4.10	3.18	1.34
2. Legal System and Property Rights	5.75	5.69	4.25	3.49	3.25	2.87	2.76
A. Judicial independence	4.74	3.98	2.67	1.59	1.68	1.87	1.73
B. Impartial courts	3.33	3.42	3.68	2.49	2.35	1.96	1.79
C. Protection of property rights	6.58	5.15	4.67	4.15	3.75	3.12	3.31
D. Military interference in rule of law and politics	8.33	8.33	2.92	0.83	0.83	0.83	0.80
E. Integrity of the legal system	6.54	6.54	5.98	5.02	3.34	2.90	2.49
F. Legal enforcement of contracts	5.00	3.73	3.61	3.61	3.61	2.61	2.44
G. Regulatory restrictions on sale of real property		8.65	8.65	8.42	8.46	8.13	8.14
H. Reliability of police			1.82	1.82	1.99	1.54	1.37
<i>Gender Legal Rights Adjustment</i>	1.00	1.00	1.00	1.00	1.00	1.00	1.00
3. Sound Money	7.40	4.74	5.56	5.10	3.47	0.69	0.69
A. Money growth	7.79 (11.04)	7.28 (13.58)	5.48 (22.6)	3.12 (34.4)	5.90 (20.49)	2.77 (36.16)	2.77 (36.16)
B. Standard deviation of inflation	7.02 (7.44)	0.00 (30.17)	0.00 (39.23)	5.49 (11.29)	3.81 (15.48)	0.00 (39.37)	0.00 (55163.34)
C. Inflation: most recent year	4.80 (26.02)	1.66 (41.71)	6.76 (16.21)	6.81 (15.95)	4.19 (29.06)	0.00 (121.74)	0.00 (65374.1)
D. Freedom to own foreign currency bank accounts	10.00	10.00	10.00	5.00	0.00	0.00	0.00
4. Freedom to Trade Internationally	8.72	6.27	7.96	5.53	3.21	3.06	6.42
A. Tariffs	8.00	4.22	7.61	7.64	7.80	7.57	7.26
(i) Revenue from trade taxes (% of trade sector)	8.00 (3)	8.53 (22)	7.89 (31.6)	8.45 (2.33)	8.45 (2.33)	8.45 (2.33)	8.45 (2.33)
(ii) Mean tariff rate		3.88 (30.6)	7.30 (13.5)	7.44 (12.8)	7.50 (12.5)	7.42 (12.9)	7.24 (13.8)
(iii) Standard deviation of tariff rates		0.24 (24.4)	7.64 (5.9)	7.04 (7.41)	7.45 (6.38)	6.85 (7.87)	6.08 (9.8)
B. Regulatory trade barriers			5.77	4.04	2.59	2.00	6.88
(i) Non-tariff trade barriers			4.87	4.78	3.56	4.00	3.76
(ii) Compliance cost of importing and exporting			6.67	3.30	1.62	0.00	10.00
C. Black-market exchange rates	10.00	10.00	10.00	5.13	0.00	0.00	9.15
D. Controls of the movement of capital and people	8.17	4.58	8.46	5.32	2.43	2.65	2.40
(i) Financial openness	8.34	4.16	10.00	4.06	0.00	0.00	0.00
(ii) Capital controls	8.00	5.00	6.92	5.38	0.77	0.77	0.00
(iii) Freedom of foreigners to visit				6.50	6.53	7.19	7.19
5. Regulation	5.07	4.93	5.54	5.23	4.21	2.62	2.52
A. Credit Market regulations	6.09	6.00	8.55	9.33	5.93	3.33	3.33
(i) Ownership of banks	5.00	8.00	8.00	8.00	5.00	5.00	5.00
(ii) Private sector credit	9.26	10.00	9.64	10.00	7.79	0.00	0.00
(iii) Interest rate controls / negative real interest rates	4.00	0.00	8.00	10.00	5.00	5.00	5.00
B. Labor Market regulations		3.87	3.35	3.06	3.61	2.10	2.24
(i) Hiring regulations and minimum wage			4.07	3.30	3.33	0.00	0.00
(ii) Hiring and firing regulations		4.36	4.55	1.69	2.16	0.73	1.56
(iii) Centralized collective bargaining	7.24	7.24	5.83	4.29	4.55	5.77	5.66
(iv) Hours regulations			5.68	6.00	8.00	4.00	4.00
(v) Mandated cost of worker dismissal			0.00				
(vi) Conscription	0.00	0.00	0.00	0.00	0.00	0.00	0.00
C. Business regulations			4.71	3.30	3.10	2.43	1.98
(i) Administrative requirements			6.42	1.39	1.97	0.65	1.28
(ii) Bureaucracy costs			6.15	3.73	1.82	0.00	0.00
(iii) Starting a business			6.27	6.40	6.39	5.23	4.44
(iv) Impartial public administration	5.50	5.50	4.40	3.67	3.37	2.57	1.16
(v) Licensing restrictions				4.30	4.71	5.00	4.98
(vi) Cost of tax compliance			0.32	0.32	0.32	1.12	0.00

Vietnam

	1980	1990	2000	2005	2010	2015	2018
	Rating (Rank)	Rating (Rank)	Rating (Rank)	Rating (Rank)	Rating (Rank)	Rating (Rank)	Rating (Rank)
Summary Ratings (Rank)			5.56 (106)	5.86 (116)	5.96 (127)	6.04 (126)	6.20 (125)
	Rating (Data)	Rating (Data)	Rating (Data)	Rating (Data)	Rating (Data)	Rating (Data)	Rating (Data)
1. Size of Government			7.13	5.89	5.81	6.64	6.35
A. Government consumption			9.38 (8.09)	9.17 (8.83)	9.08 (9.14)	9.26 (8.52)	9.19 (8.74)
B. Transfers and subsidies							
C. Government investment			7.35 (24.26)	5.98 (29.08)	4.72 (33.48)	5.36 (31.25)	4.54 (34.12)
D. Top marginal tax rate				4.00	5.00	6.00	6.00
(i) Top marginal income tax rate				5.00 (40)	5.00 (36)	7.00 (35)	7.00 (35)
(ii) Top marginal income and payroll tax rate				3.00 (52)	5.00 (36)	5.00 (36)	5.00 (36)
E. State ownership of assets	0.00	3.53	4.66	4.43	4.43	5.95	5.66
2. Legal System and Property Rights	3.14	4.28	4.71	5.22	5.25	4.70	4.69
A. Judicial independence	2.33	2.24	2.97	3.03	3.09	3.39	2.93
B. Impartial courts	4.20	4.18	3.93	4.17	3.94	4.18	4.39
C. Protection of property rights	2.34	4.01	3.89	5.05	4.65	4.85	5.22
D. Military interference in rule of law and politics	3.33	3.61	3.33	5.00	5.00	5.00	5.00
E. Integrity of the legal system	4.14	4.33	6.14	5.51	5.51	5.86	5.60
F. Legal enforcement of contracts	2.50	4.57	4.57	4.80	4.88	4.97	5.09
G. Regulatory restrictions on sale of real property		6.99	6.99	8.34	8.73	8.72	8.79
H. Reliability of police			5.88	5.88	6.96	5.27	5.30
<i>Gender Legal Rights Adjustment</i>	1.00	1.00	1.00	1.00	0.97	0.78	0.77
3. Sound Money				6.30	5.93	6.18	6.88
A. Money growth			6.96 (15.21)	7.95 (10.27)	8.02 (9.92)	8.12 (9.38)	8.96 (5.18)
B. Standard deviation of inflation				8.90 (2.76)	7.46 (6.35)	6.71 (8.22)	9.26 (1.86)
C. Inflation: most recent year				8.35 (8.27)	8.23 (8.86)	9.87 (0.63)	9.29 (3.53)
D. Freedom to own foreign currency bank accounts				0.00	0.00	0.00	0.00
4. Freedom to Trade Internationally			6.00	5.52	6.21	5.92	6.19
A. Tariffs			8.18	5.80	7.25	6.53	7.53
(i) Revenue from trade taxes (% of trade sector)			8.18 (2.73)	8.16 (2.76)	8.49 (2.26)	9.12 (1.32)	9.12 (1.32)
(ii) Mean tariff rate				7.36 (13.2)	8.04 (9.8)	7.16 (14.2)	8.10 (9.5)
(iii) Standard deviation of tariff rates				1.87 (20.33)	5.22 (11.96)	3.30 (16.76)	5.36 (11.59)
B. Regulatory trade barriers			8.17	5.53	5.77	5.24	5.32
(i) Non-tariff trade barriers				4.35	4.54	4.89	4.88
(ii) Compliance cost of importing and exporting			8.17	6.72	7.01	5.59	5.75
C. Black-market exchange rates				10.00	10.00	10.00	10.00
D. Controls of the movement of capital and people	0.00	0.00	1.66	0.75	1.83	1.90	1.90
(i) Financial openness	0.00	0.00	1.66	1.66	4.16	4.16	4.16
(ii) Capital controls				0.00	0.77	0.77	0.77
(iii) Freedom of foreigners to visit				0.60	0.55	0.77	0.77
5. Regulation			4.40	6.38	6.62	6.76	6.92
A. Credit Market regulations				9.54	9.63	8.87	8.95
(i) Ownership of banks							
(ii) Private sector credit				9.09	9.26	7.75	7.91
(iii) Interest rate controls / negative real interest rates				10.00	10.00	10.00	10.00
B. Labor Market regulations				5.38	5.50	5.31	5.38
(i) Hiring regulations and minimum wage				10.00	7.23	7.77	7.77
(ii) Hiring and firing regulations				5.41	5.44	5.18	5.46
(iii) Centralized collective bargaining				6.24	7.79	6.39	6.53
(iv) Hours regulations				8.70	10.00	10.00	10.00
(v) Mandated cost of worker dismissal				1.93	2.52	2.52	2.52
(vi) Conscription				0.00	0.00	0.00	0.00
C. Business regulations			3.82	4.23	4.72	6.11	6.43
(i) Administrative requirements				2.30	2.85	3.73	3.98
(ii) Bureaucracy costs				3.98	5.91	5.56	6.22
(iii) Starting a business			7.89	8.14	8.48	9.18	9.43
(iv) Impartial public administration	2.38	2.32	3.58	3.94	3.65	6.06	5.01
(v) Licensing restrictions				7.00	7.46	8.21	8.21
(vi) Cost of tax compliance			0.00	0.00	0.00	3.95	5.70

Yemen, Republic

	1980	1990	2000	2005	2010	2015	2018
	Rating (Rank)	Rating (Rank)	Rating (Rank)	Rating (Rank)	Rating (Rank)	Rating (Rank)	Rating (Rank)
Summary Ratings (Rank)					6.33 (110)	6.29 (115)	5.51 (149)
	Rating (Data)	Rating (Data)	Rating (Data)	Rating (Data)	Rating (Data)	Rating (Data)	Rating (Data)
1. Size of Government					7.01	7.47	7.61
A. Government consumption					8.04 (12.67)	8.26 (11.9)	8.63 (10.66)
B. Transfers and subsidies					7.77 (8.68)	9.02 (4.1)	9.02 (4.1)
C. Government investment							
D. Top marginal tax rate						9.00	9.00
(i) Top marginal income tax rate						10.00 (15)	10.00 (15)
(ii) Top marginal income and payroll tax rate						8.00 (27)	8.00 (27)
E. State ownership of assets	3.65	4.61	5.21	5.21	5.21	3.58	3.81
2. Legal System and Property Rights	3.08	2.82	3.74	3.39	3.55	3.20	3.36
A. Judicial independence	2.95	2.98	3.39	2.25	2.33	2.17	2.27
B. Impartial courts	3.90	3.12	3.49	2.68	2.78	2.93	2.68
C. Protection of property rights	3.31	3.42	4.50	4.07	4.07	3.73	3.48
D. Military interference in rule of law and politics	3.33	3.33	6.67	6.67	6.67	4.44	4.20
E. Integrity of the legal system	4.47	4.52	3.50	3.51	3.50	3.19	3.51
F. Legal enforcement of contracts			4.56	5.54	5.54	3.78	3.78
G. Regulatory restrictions on sale of real property			7.07	8.39	8.39	9.05	9.05
H. Reliability of police			5.27	1.77	1.77	2.03	3.43
<i>Gender Legal Rights Adjustment</i>	0.71	0.63	0.56	0.56	0.62	0.63	0.66
3. Sound Money					7.75	8.07	6.91
A. Money growth					8.37 (-8.15)	9.91 (0.47)	9.91 (0.47)
B. Standard deviation of inflation					4.85 (12.89)	7.14 (7.14)	3.24 (16.91)
C. Inflation: most recent year					7.77 (11.17)	5.22 (23.91)	4.48 (27.6)
D. Freedom to own foreign currency bank accounts					10.00	10.00	10.00
4. Freedom to Trade Internationally					7.63	7.38	5.35
A. Tariffs					8.55	8.43	8.40
(i) Revenue from trade taxes (% of trade sector)					8.98 (1.53)	8.92 (1.62)	8.92 (1.62)
(ii) Mean tariff rate						8.50 (7.5)	8.48 (7.6)
(iii) Standard deviation of tariff rates					8.12 (4.7)	7.87 (5.33)	7.81 (5.47)
B. Regulatory trade barriers					6.25	5.10	7.02
(i) Non-tariff trade barriers					6.17	4.44	4.05
(ii) Compliance cost of importing and exporting					6.34	5.76	10.00
C. Black-market exchange rates					10.00	10.00	0.00
D. Controls of the movement of capital and people			10.00	10.00	5.71	5.97	5.97
(i) Financial openness			10.00	10.00	10.00	10.00	10.00
(ii) Capital controls					6.92	6.92	6.92
(iii) Freedom of foreigners to visit					0.22	1.00	1.00
5. Regulation					5.74	5.33	4.31
A. Credit Market regulations					6.56	5.00	2.50
(i) Ownership of banks							
(ii) Private sector credit		8.27	9.12		4.12	0.00	0.00
(iii) Interest rate controls / negative real interest rates					9.00	10.00	5.00
B. Labor Market regulations					5.50	6.58	6.63
(i) Hiring regulations and minimum wage					8.90	7.77	8.90
(ii) Hiring and firing regulations					5.61	4.07	3.37
(iii) Centralized collective bargaining					7.99	7.14	7.00
(iv) Hours regulations					8.00	8.00	8.00
(v) Mandated cost of worker dismissal					2.52	2.52	2.52
(vi) Conscription					0.00	10.00	10.00
C. Business regulations					5.16	4.40	3.79
(i) Administrative requirements					2.62	3.44	2.94
(ii) Bureaucracy costs					2.12	0.00	0.00
(iii) Starting a business					8.74	7.84	8.28
(iv) Impartial public administration	2.87	2.80	0.67	1.37	1.35	0.00	0.53
(v) Licensing restrictions					8.92	7.92	
(vi) Cost of tax compliance					7.22	7.22	7.22

Zambia

	1980	1990	2000	2005	2010	2015	2018
	Rating (Rank)	Rating (Rank)	Rating (Rank)	Rating (Rank)	Rating (Rank)	Rating (Rank)	Rating (Rank)
Summary Ratings (Rank)	4.76 (71)	3.55 (108)	7.13 (45)	6.92 (69)	7.40 (49)	7.04 (76)	7.19 (69)
	Rating (Data)	Rating (Data)	Rating (Data)	Rating (Data)	Rating (Data)	Rating (Data)	Rating (Data)
1. Size of Government	4.20	4.93	8.07	7.59	8.37	7.43	7.50
A. Government consumption	2.47 (31.6)	4.96 (23.14)	8.53 (11)	4.82 (23.6)	7.45 (14.66)	5.12 (22.58)	5.22 (22.26)
B. Transfers and subsidies	7.77 (8.7)	8.91 (4.5)	10.00 (0)	10.00 (0.4)	9.91 (0.83)	10.00 (0.04)	10.00 (0.12)
C. Government investment	10.00 (13.97)	10.00 (13.97)	7.69 (23.1)	8.66 (19.69)	10.00 (8.65)	9.85 (15.54)	10.00 (14.29)
D. Top marginal tax rate	0.00	0.00	8.00	8.00	8.00	5.50	4.50
(i) Top marginal income tax rate	0.00 (70)	0.00 (75)	8.00 (30)	8.00 (30)	8.00 (30)	7.00 (35)	5.00 (38)
(ii) Top marginal income and payroll tax rate						4.00 (43)	4.00 (45)
E. State ownership of assets	0.79	0.79	6.14	6.48	6.48	6.69	7.80
2. Legal System and Property Rights	4.60	4.88	5.50	5.49	5.62	5.33	5.03
A. Judicial independence	4.34	5.21	5.24	4.24	4.55	4.89	3.85
B. Impartial courts	4.48	4.68	4.43	4.60	4.61	4.77	4.21
C. Protection of property rights	4.57	4.96	4.47	5.23	4.87	5.09	5.23
D. Military interference in rule of law and politics	5.00	5.00	8.33	8.33	8.33	8.33	8.30
E. Integrity of the legal system	4.60	4.23	6.51	6.49	6.48	6.14	6.03
F. Legal enforcement of contracts		4.56	4.56	4.56	4.56	3.51	3.51
G. Regulatory restrictions on sale of real property		5.49	5.49	5.52	6.52	5.90	6.03
H. Reliability of police			4.95	4.95	5.03	4.00	3.58
<i>Gender Legal Rights Adjustment</i>	1.00	1.00	1.00	1.00	1.00	1.00	0.98
3. Sound Money	6.26	0.59	7.15	8.11	8.87	8.72	9.23
A. Money growth	9.21 (3.95)	1.92 (40.4)	5.45 (22.73)	6.97 (15.14)	7.69 (11.56)	8.09 (9.57)	9.54 (-2.31)
B. Standard deviation of inflation	8.18 (4.55)	0.43 (23.92)	8.35 (4.11)	9.13 (2.17)	9.47 (1.32)	8.80 (3.01)	8.86 (2.84)
C. Inflation: most recent year	7.65 (11.76)	0.00 (106.39)	4.79 (26.03)	6.34 (18.32)	8.30 (8.5)	7.98 (10.1)	8.50 (7.49)
D. Freedom to own foreign currency bank accounts	0.00	0.00	10.00	10.00	10.00	10.00	10.00
4. Freedom to Trade Internationally	3.41	2.56	8.12	7.00	7.37	7.23	7.71
A. Tariffs	8.40	5.84	6.22	6.97	7.27	5.94	7.24
(i) Revenue from trade taxes (% of trade sector)	8.40 (2.4)	6.80 (4.8)	5.11 (7.33)	7.82 (3.27)	8.67 (1.99)	9.13 (1.31)	9.00 (1.5)
(ii) Mean tariff rate		4.88 (25.6)	7.06 (14.7)	7.08 (14.6)	7.32 (13.4)	7.28 (13.6)	7.30 (13.5)
(iii) Standard deviation of tariff rates			6.48 (8.8)	6.00 (10.01)	5.82 (10.45)	1.40 (21.49)	5.41 (11.48)
B. Regulatory trade barriers			6.67	3.40	4.60	3.23	3.85
(i) Non-tariff trade barriers				5.07	6.22	5.86	5.28
(ii) Compliance cost of importing and exporting			6.67	1.72	2.98	0.61	2.43
C. Black-market exchange rates	0.00	0.00	10.00	10.00	10.00	10.00	10.00
D. Controls of the movement of capital and people	1.83	1.83	9.61	7.64	7.63	9.74	9.74
(i) Financial openness	1.66	1.66	10.00	10.00	10.00	10.00	10.00
(ii) Capital controls	2.00	2.00	9.23	9.23	9.23	9.23	9.23
(iii) Freedom of foreigners to visit				3.70	3.65	10.00	10.00
5. Regulation	5.31	4.81	6.83	6.43	6.77	6.50	6.50
A. Credit Market regulations	4.04	2.39	6.21	6.07	7.87	7.47	7.52
(i) Ownership of banks	2.00	2.00	5.00	5.00	5.00	5.00	5.00
(ii) Private sector credit	6.13	5.18	5.62	5.22	9.62	7.41	7.55
(iii) Interest rate controls / negative real interest rates	4.00	0.00	8.00	8.00	9.00	10.00	10.00
B. Labor Market regulations			6.17	6.92	6.34	5.65	5.60
(i) Hiring regulations and minimum wage			10.00	10.00	7.77	3.33	3.33
(ii) Hiring and firing regulations			5.17	8.16	5.75	5.52	4.80
(iii) Centralized collective bargaining			7.17	8.68	6.52	7.06	7.49
(iv) Hours regulations			4.70	4.70	8.00	8.00	8.00
(v) Mandated cost of worker dismissal			0.00	0.00	0.00	0.00	0.00
(vi) Conscription	10.00	10.00	10.00	10.00	10.00	10.00	10.00
C. Business regulations			8.10	6.28	6.11	6.38	6.37
(i) Administrative requirements				5.31	4.66	4.47	4.22
(ii) Bureaucracy costs				5.53	4.85	3.56	3.78
(iii) Starting a business			8.54	8.56	9.14	9.37	9.37
(iv) Impartial public administration	6.05	6.05	7.25	5.41	5.41	5.15	4.77
(v) Licensing restrictions				4.35	4.08	7.83	7.85
(vi) Cost of tax compliance			8.52	8.52	8.52	7.92	8.23

Zimbabwe

	1980	1990	2000	2005	2010	2015	2018
Summary Ratings (Rank)	Rating (Rank) 4.55 (80)	Rating (Rank) 5.00 (81)	Rating (Rank) 4.24 (123)	Rating (Rank) 2.84 (141)	Rating (Rank) 4.34 (151)	Rating (Rank) 6.24 (118)	Rating (Rank) 5.12 (155)
	Rating (Data)	Rating (Data)	Rating (Data)	Rating (Data)	Rating (Data)	Rating (Data)	Rating (Data)
1. Size of Government	6.29	5.42	5.37	4.29	6.62	6.78	4.51
A. Government consumption	5.56 (21.1)	4.84 (23.56)	3.65 (27.6)	7.60 (14.15)	7.48 (14.58)	6.64 (17.42)	6.58 (17.63)
B. Transfers and subsidies	7.03 (11.4)	8.45 (6.2)	7.75 (8.77)	7.75 (8.77)	9.84 (1.07)	9.40 (2.72)	8.50 (6)
C. Government investment	10.00 (12.69)	8.96 (18.64)	10.00 (6.19)	0.00 (100)	7.52 (23.69)	9.87 (15.45)	0.00 (69.45)
D. Top marginal tax rate	5.00	1.00	2.00	3.00	4.50	4.00	4.00
(i) Top marginal income tax rate	5.00 (45)	1.00 (60)	2.00 (53.2)	3.00 (46)	5.00 (36)	4.00 (52)	4.00 (52)
(ii) Top marginal income and payroll tax rate		1.00 (60)	2.00 (53.2)	3.00 (46)	4.00 (42)	4.00 (52)	4.00 (52)
E. State ownership of assets	3.85	3.85	3.43	3.11	3.75	3.98	3.47
2. Legal System and Property Rights	2.20	4.48	4.54	3.75	3.66	3.78	4.07
A. Judicial independence	4.10	4.95	4.15	2.12	3.15	3.85	3.79
B. Impartial courts	4.06	4.83	4.82	2.80	3.10	3.61	3.36
C. Protection of property rights	4.24	4.50	3.08	2.53	3.06	3.41	3.86
D. Military interference in rule of law and politics	5.00	5.00	6.67	5.00	3.33	3.33	3.30
E. Integrity of the legal system	4.63	4.63	4.71	4.65	5.00	5.16	4.94
F. Legal enforcement of contracts		5.43	5.43	5.43	2.37	2.37	2.37
G. Regulatory restrictions on sale of real property		4.43	4.43	4.43	6.78	6.82	7.05
H. Reliability of police			3.01	3.01	3.04	4.17	3.90
<i>Gender Legal Rights Adjustment</i>	0.00	0.86	1.00	1.00	0.96	0.85	1.00
3. Sound Money	6.35	5.67	2.89	0.00	1.97	8.18	5.03
A. Money growth	7.96 (10.19)	7.24 (13.79)	3.92 (30.39)	0.00 (224.09)	0.00 (292.4)	9.37 (3.15)	1.99 (40.05)
B. Standard deviation of inflation	8.75 (3.13)	8.38 (4.05)	2.64 (18.39)	0.00 (140.78)	0.00 (10799.6)	8.83 (2.92)	5.26 (11.85)
C. Inflation: most recent year	8.69 (6.57)	7.05 (14.75)	0.00 (55.86)	0.00 (302.12)	7.89 (10.56)	9.52 (-2.4)	7.88 (10.6)
D. Freedom to own foreign currency bank accounts	0.00	0.00	5.00	0.00	0.00	5.00	5.00
4. Freedom to Trade Internationally	3.48	4.57	2.75	2.03	4.91	5.88	5.73
A. Tariffs	8.43	5.71	4.56	3.92	3.67	5.54	5.30
(i) Revenue from trade taxes (% of trade sector)	8.87 (1.7)	3.87 (9.2)	5.11 (7.33)	5.11 (7.33)	4.91 (7.63)	7.97 (3.04)	8.08 (2.88)
(ii) Mean tariff rate	8.00 (10)	7.98 (10.1)	5.72 (21.4)	6.66 (16.7)	6.10 (19.5)	6.64 (16.8)	6.50 (17.5)
(iii) Standard deviation of tariff rates		5.28 (11.8)	2.84 (17.9)	0.00 (71.68)	0.00 (68.06)	2.00 (19.99)	1.32 (21.7)
B. Regulatory trade barriers			5.61	3.15	3.50	3.66	3.26
(i) Non-tariff trade barriers			5.22	4.68	5.84	5.63	5.20
(ii) Compliance cost of importing and exporting			6.00	1.62	1.16	1.69	1.33
C. Black-market exchange rates	0.00	7.00	0.00	0.00	10.00	10.00	10.00
D. Controls of the movement of capital and people	2.00	1.00	0.83	1.07	2.46	4.34	4.34
(i) Financial openness		0.00	1.66	0.00	4.16	4.16	4.16
(ii) Capital controls	2.00	2.00	0.00	0.00	0.00	0.00	0.00
(iii) Freedom of foreigners to visit				3.20	3.21	8.85	8.85
5. Regulation	4.45	4.87	5.66	4.13	4.55	6.56	6.28
A. Credit Market regulations	4.45	6.11	7.42	4.11	4.79	9.33	7.44
(i) Ownership of banks	2.00	2.00	8.00	8.00	8.00	8.00	8.00
(ii) Private sector credit	5.36	8.32	6.26	4.33	6.37	10.00	9.31
(iii) Interest rate controls / negative real interest rates	6.00	8.00	8.00	0.00	0.00	10.00	5.00
B. Labor Market regulations		3.63	4.06	5.05	5.05	6.05	6.24
(i) Hiring regulations and minimum wage			3.52	8.90	6.67	6.67	6.67
(ii) Hiring and firing regulations		3.42	1.57	2.59	3.17	2.23	2.96
(iii) Centralized collective bargaining		4.49	2.45	2.82	2.48	3.13	3.55
(iv) Hours regulations			6.85	6.00	8.00	8.00	8.00
(v) Mandated cost of worker dismissal			0.00	0.00	0.00	6.26	6.26
(vi) Conscription	1.00	3.00	10.00	10.00	10.00	10.00	10.00
C. Business regulations			5.50	3.22	3.80	4.30	5.15
(i) Administrative requirements			5.10	1.99	3.52	2.26	2.41
(ii) Bureaucracy costs			7.05	3.37	2.88	0.67	2.67
(iii) Starting a business			3.73	3.59	5.55	5.83	8.33
(iv) Impartial public administration	5.27	5.74	4.04	2.78	3.53	2.78	2.21
(v) Licensing restrictions				0.00	0.00	6.99	7.99
(vi) Cost of tax compliance			7.58	7.58	7.29	7.29	7.29

Chapter 3 Economic Freedom as a Driver of Trust and Tolerance

Niclas Berggren and Therese Nilsson

Introduction

Few phenomena are as intensely debated as the market economy, which has been the case for centuries.¹ One debate concerns whether a system relying on markets is able to generate economic development (or, rather, if such a system is better able to do so than economic systems that rely on central planning). That debate has, on the whole, been settled—it is by now clear that Adam Smith’s early prediction that the market economy is uniquely capable of creating wealth in nations was and is correct (Acemoglu, Johnson, and Robinson, 2005; Bennett, Faria, Gwartney, and Morales, 2017; Berggren, 2003; Bergh and Karlsson, 2010; Bjørnskov and Foss, 2012; Connors, Gwartney, and Montesinos, 2020; de Haan, Lundström, and Sturm, 2006; Gwartney, 2009; Hall and Lawson, 2014; Hall, Sobel, and Crowley, 2010; North, 1990; Rode and Coll, 2012).²

A second debate concerns the distribution of resources. Even if market-economic systems are better at generating material resources than other systems, they may turn out to be characterized by inequality, for example, of income and wealth. If some people are better able to take advantage of the opportunities offered by a market order, they will be able to earn and accumulate more resources than other people—a charge not least launched by Marx in his critique

-
- 1 By the “market economy”, we mean an economic system within the rule of law building on private property and the use of both domestic and international markets to satisfy people’s wants.
 - 2 This does not mean that there are not unsettled issues about what kinds of policies, within the framework of a market economy, are best able to stimulate growth. This is not least the case with regard to the size and character of the welfare state (see, *e.g.*, Bergh, 2019) but also, for example, with regard to the efficacy of competition policy (Möschel, 2001).

Citation Niclas Berggren and Therese Nilsson, Economic Freedom as a Driver of Trust and Tolerance. In James Gwartney, Robert Lawson, Joshua Hall, and Ryan Murphy, *Economic Freedom of the World: 2020 Edition* (Fraser Institute, 2020): 187–212.

Authors Niclas Berggren is an Associate Professor of Economics at the Research Institute of Industrial Economics (IFN) in Stockholm, Sweden, and in the Department of Economics (KEKE NF) at the University of Economics in Prague, Czechia. Therese Nilsson is an Associate Professor of Economics in the Department of Economics at Lund University in Lund, Sweden, and at the Research Institute of Industrial Economics (IFN) in Stockholm, Sweden.

of the “capitalist mode of production”, which, according to his analysis, entails grave exploitation of the proletariat by the capitalist class (Foley and Duménil, 2008). More recently, Piketty (2014, 2020) has gone to great lengths to investigate the extent of and reasons for inequality around the world. However, whether elements of the market economy increase or decrease within-country inequality is a contested issue. The literature investigating this particular question has thus far produced mixed results, as illustrated for example, by two of our own studies (Berggren, 1999; Bergh and Nilsson, 2010) reaching somewhat different conclusions. Bennett and Nikolaev (2017) review this literature and conclude that different results emerge depending on the choice of country sample, time period, and the inequality measure used.

Setting aside these two debates—about whether the market economy produces wealth and inequality—the purpose of this chapter is to present our research on how the market economy affects *cultural* traits, in particular trust, tolerance, and antisemitism. This topic relates to a third debate about the consequences of markets. It is not uncommon to associate free markets with characteristics that bring about “immoral” or culturally adverse behavior (cf. Storr and Choi, 2019). For example, Hirschman (1982) outlines arguments to the effect that there is a risk for market-based economies to entail individualism and greed, which could erode civic assets such as social trust that foster the development and sustainability of public goods. Again, Marx makes a central appearance: “[I]n the Communist Manifesto and other early writings, Marx and Engels make much of the way in which capitalism corrodes all traditional values and institutions such as love, family, and patriotism. Everything was passing into commerce, all social bonds were dissolved through money” (Hirschman, 1982: 1467). This tendency for a market-oriented system to “dissolve all social bonds” would even, averred Marx, be a central factor behind the demise of such a system—a mechanism explaining its pending self-destruction.

In a similar vein, Bowles (1988) points out that economists generally assume, following Hume, that preferences are exogenous to institutions. This assumption has a methodological rationale, but it may nevertheless be incorrect. Indeed, he argues that there are good reasons to think that economic institutions “affect preferences through their direct influences on situational construal, forms of reward, the evolution of norms, and task related learning as well as their indirect effects on the process of cultural transmission itself” (1988: 102). To take one example by Bowles, “economic institutions influence the structure of social interactions and thus affect the evolution of norms by altering the returns to relationship-specific investments such as reputation-building, affecting the kinds of sanctions that may be applied in interactions, and changing the likelihood of interaction for different types of people” (1988: 77).

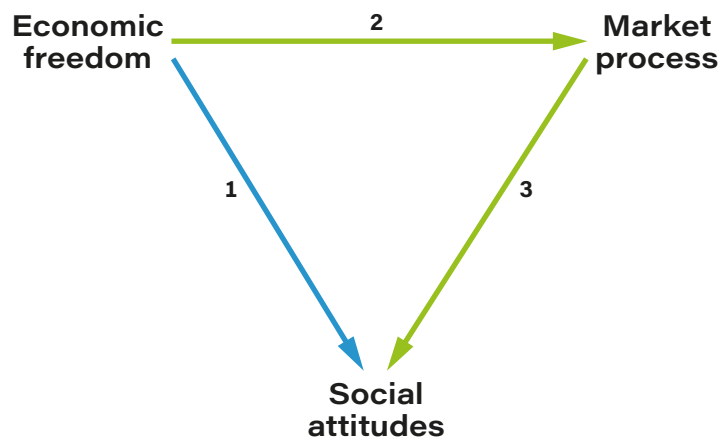
This brings us to our research. We agree with the premise that economic (and legal) institutions have the capacity to influence both preferences and beliefs, and thus that they have cultural consequences. However, we are less convinced than Marx and others that these consequences are detrimental for society. In the following, we will present a theoretical outline of how we perceive market-economic systems to affect cultural outcomes of a kind we refer to as social attitudes. We will stress two channels: one direct (from institutions to attitudes) and one indirect (from the market process enabled by institutions to attitudes). We then proceed to introduce the results of empirical research into how economic freedom (primarily

measured by the index presented in *Economic Freedom of the World*) relates to social trust, tolerance, and antisemitism.³ In brief summary, our results point to a capacity for economic freedom to generate social trust and tolerance, and to a more complex relationship to antisemitism.⁴ What seems clear is that studies of the determinants of the cultural fabric of society need to take economic and legal institutions into account, and to do so in an open-minded way, not least against the background of pronouncements from Marx and others about the culturally harmful influence of the market economy.⁵

Theoretical framework

Our basic theoretical framework, linking economic freedom to social attitudes, is depicted in figure 3.1. By economic freedom we mean the set of policies and institutions that undergird a market economy—in essence, a small government; a high-quality legal system (protecting, among other things, private property); a stable and anti-inflationary monetary policy; openness for goods, services, and capital; and easy regulation of credit, business, and labor. These are the areas of the index presented in *Economic Freedom of the World* (EFW index). The social attitudes we have in mind and have studied empirically are social trust (trust in

Figure 3.1: Economic freedom and social attitudes



3 Other cultural variables have been related to economic freedom as well: subjective well-being (Gehring, 2013; Graafland, 2020; Knoll, Pitlik, and Rode, 2013; Nikolaev and Bennett, 2017; Rode, 2013); materialism (Teague, Storr, and Fike, 2020); gender equality (Stroup, 2007; Zweimüller, Winter-Ebmer, and Weichselbaumer, 2008); perceived life control (Pitlik and Rode, 2016); violations of human rights (de Soysa and Vadlammanati, 2013; Dreher, Gassebner, and Siemers, 2012); and social conflict (de Soysa and Fjelde, 2010; Steinberg and Saidemann, 2008). For a general survey of studies using economic freedom as an explanatory variable in empirical analysis up until 2014, see Hall and Lawson, 2014.

4 Where appropriate, we will include references to related research by others.

5 It bears noting that, if cultural variables like tolerance and trust are affected by economic freedom, and if the cultural variables affect economic growth (Berggren and Elinder, 2012; Bjørnskov, 2018), they may constitute important mechanisms that explain why economic freedom generates economic growth (Mathers and Williamson, 2011). Still, Williamson and Mathers (2011) find that economic freedom and culture have independent influences on growth.

people in general, in people one does not know), tolerance (an open and accepting attitude towards people who are different from oneself), and antisemitism (a dislike of Jews for being Jews).⁶

The first mechanism

The first mechanism (arrow 1) linking economic freedom and social attitudes involves a direct influence of legal institutions (a key element of economic freedom). In a setting where people perceive the legal system to be fair, general (or universal), and effective, this directly shapes their attitudes towards other people, most of whom they know little about. Why so? Rothstein (2000) explains how the rule of law can generate one important attitude, social trust:

In a civilized society, institutions of law and order have one particularly important task: to detect and punish people who are “traitors”, that is, those who break contracts, steal, murder and do other such non-cooperative things and therefore should not be trusted. Thus, if you think (i.e., if your cognitive map is) that these particular institutions do what they are supposed to do in a fair and effective manner, then you also have reason to believe that the chance people have of getting away with such treacherous behavior is small. If so, you will believe that people will have very good reason to refrain from acting in a treacherous manner, and you will therefore believe that “most people can be trusted”. (Rothstein, 2000: 491–492)

In a similar vein, tolerance can be expected to emerge if legal institutions are such that people do not fear those who are not known. If there is a formal system of *de facto* protection against exploitation, opportunistic behavior, and harmful activities, there is less reason to harbor suspicious feelings towards those who are different (which is the case for many minorities), and they will be more easily tolerated. The logic applies to antisemitism (which can be regarded as a form of intolerance) as well. If one holds certain stereotypical beliefs about Jews, and some folk-economic beliefs about how the market economy works (perhaps especially that it is a zero-sum game), the stronger the rule of law, the less threatening Jews will be perceived to be, and the less antisemitic people will be.⁷

The second mechanism

The second mechanism (arrows 2 and 3 in the figure) linking economic freedom and social attitudes is indirect and involves the market process. By the market process we mean the ongoing set of activities pursued by economic actors, be they entrepreneurs, producers, retailers, consumers, financiers, or something else. They innovate, produce, sell, consume, and invest in order to try to satisfy their

6 Figure 3.1 is not intended to show all factors shaping social attitudes; the fact that we focus on economic freedom here does not mean that other determinants do not exist. Nor does the figure provide details that are specific for each type of social attitude. One should view the figure as encapsulating a “least common denominator” approach, illustrating basic mechanisms at work, with additions and modifications in each case.

7 One indication of the capacity of laws to influence social attitudes is provided by Aksoy, Carpenter, De Haas, and Tran (2020). They find that legal recognition of same-sex marriage is associated with improvements in attitudes toward sexual minorities.

preferences in a system characterized by dynamism, voluntariness, competition, and exchange. This process is enabled and shaped by the policies and institutions in place, that is, by the degree of economic freedom. One can typically expect greater economic freedom to facilitate the market process, and hence more economic activities to occur (which generates higher economic value per capita in the end, roughly indicating more satisfied preferences).

How, then, can the market process affect social attitudes? We argue that it can do so by affecting incentives and by providing mechanisms that entail experiences that promote internalization of pro-social norms. Regarding incentives, economic actors have an interest in being perceived as trustworthy in order to engage in voluntary transactions with others. This will be beneficial in securing various partnerships and relationships in the market economy. Likewise, there are incentives for being tolerant in cases where a rejection of people for having a certain characteristic entails getting a workforce with lower productivity or buying goods and services with less preference satisfaction.

The market economy also provides mechanisms for signaling trustworthiness and tolerance, and for holding others responsible if they do not display these traits. For example, information can be obtained and verified through extended dealings/experience, reputation (verbal/online grading), brand names, franchises, test agencies, and so. Together, incentives and mechanisms can induce “good” behavior, which, if observed and experienced continually as a typical feature of economic exchange, can become internalized. This would constitute a beneficial cultural effect from economic freedom. On the other hand, as Bowles (1998) points out, there is a risk that materially oriented incentives weaken people’s intrinsic motivation, that is, to trust, be trustworthy, and tolerate. This theoretical ambiguity makes empirical analysis crucial.⁸ Let us therefore now turn to a number of empirical studies to see if the theoretical predictions are consistent with the data.

Economic freedom and trust

Social trust is among the most important cultural characteristics of a society. By social (or generalized) trust is meant widespread trust in people in general, in people one does not know or have particular information about.⁹ It reveals

-
- 8 As a precursor to our own findings (reported below), it bears noting that at least three studies indicate that culturally beneficial effects of market interaction exist. Henrich *et al.* (2001) find, after conducting behavioral experiments in 15 small-scale societies, that the higher the degree of market integration, the greater the level of cooperation in experimental games. Baldassarri (2020) suggests that the more Italians engage in market exchange, the more they are forced to interact with unknown others, in turn extending prosocial behavior to outgroup members; a nationwide “dropped-wallet” experiment confirms that, in areas where market exchange is dominant, return rates are high, and prosocial behavior encompasses both ingroup and outgroup members. Bjørnskov (2019) furthermore shows a strong relation between the civic honesty of this kind of experiment and social trust. Lastly, Teague, Storr, and Fike (2020) demonstrate, using cross-country data, that the more economic freedom, the less materialism there is.
- 9 This stands in contrast to particularized trust—trust in people one knows or knows something about—and institutional trust—trust in organizations (mostly political ones, such as the central bank, government and political parties). On the different concepts of trust, see Hooghe and Stolle, 2003.

something fundamental about how people regard others in their society: what they expect from the behavior of more or less random people. It thus likely also affects their own behavior: whether they feel comfortable interacting and engaging with strangers, especially when such interaction and engagement involves uncertainty and risk.

A large but still growing body of empirical research documents that social trust matters for a range of widely valued outcomes (see Uslander, 2018 for a general overview). To mention a few examples, social trust seems conducive to higher economic growth (Zak and Knack, 2001; Berggren, Elinder, and Jordahl, 2008; Algan and Cahuc, 2010; Bjørnskov, 2012), more delegation in companies (Gur and Bjørnskov, 2017), better health (Ljunge, 2014), more education (Bjørnskov, 2009; Papagapitos and Riley, 2009), better governance (Knack, 2002; Bjørnskov, 2010), higher participation in the stock market and peer-platform markets (Guiso, Sapienza, and Zingales, 2008; van der Crujisen, Doll, and van Hoenselaar, 2019), more independent central banks (Berggren, Daunfeldt, and Hellström, 2014), more liberalizing reforms (Heinemann and Tanz, 2008; Berggren and Bjørnskov, 2017; Leibrecht and Pitlik, 2015), and higher rates of subjective well-being (Helliwell, Huang, and Wang, 2018).

Consequently, a central question is what determines social trust. Berggren and Jordahl (2006) test the idea that the character of economic and legal institutions—that is, economic freedom—plays a role. Inspired by the theoretical perspective introduced above (figure 3.1), they advance the hypothesis that economic freedom has a positive effect on trust, through two mechanisms. A direct mechanism stems from the rule of law creating an expectation that those who behave antisocially will be punished and that such behavior will therefore be quite rare. This in turn makes people trust others. An indirect effect stems from participation in the market process that the market institutions enable: such participation makes people trust others because they experience that others are trustworthy in actual interactions, and from this a generalization takes place.¹⁰

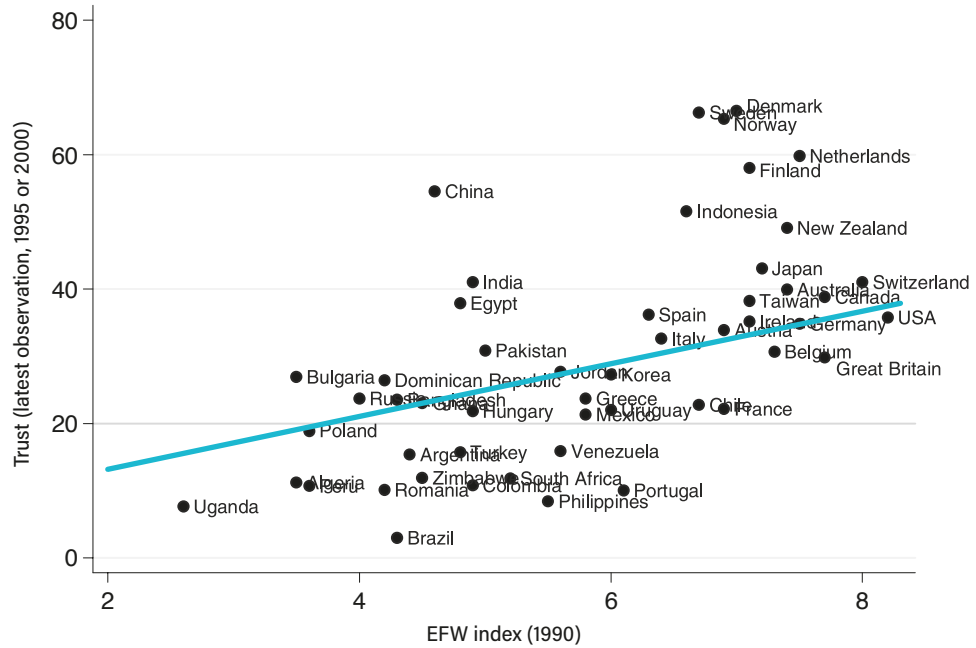
As the measure of social trust, Berggren and Jordahl (2006) use the standard one from the World Values Survey: the share of the population replying “most people can be trusted” to the question, “In general, do you think most people can be trusted or can’t you be too careful?”. In their sample of some 50 countries, the highest social trust, with shares around 2/3, is found in the Scandinavian countries. Three countries have scores below 10%: the Philippines, Uganda, and Brazil. The US score is 36% (position 17).

To get a feeling for the relationship, figure 3.2 shows a plot between the score on the EFW index for each country in the sample and the average level of social trust. As can be seen, the overall relationship is positive. However, there are other possible determinants of social trust, which is why regression analysis is called for. Can it be established that economic freedom is related to social trust in a statistically significant way when controlling for other factors and, if so, what elements of economic freedom matters?

When controlling for GDP per capita, the share having completed upper secondary school, income inequality, religious fractionalization, the share of the population that belongs to a hierarchical religion, and the share of people younger

10 As mentioned above, this is not to say that market-oriented economics could not have negative effects on trust. The net effect is an empirical matter.

Figure 3.2: Economic freedom and social trust



than 35, economic freedom is indeed positively related to social trust in a statistically significant way, as are the following three constituent areas of the index: the legal system and security of property rights, sound money, and (sometimes) regulatory freedom (for details, see table 3.A1, p. 203). The most robust relationship is with the quality of the legal system, indicating that the direct theoretical mechanism is the most important for establishing trust. To get a feeling for the magnitude of the relationship, an increase in economic freedom of one unit (on the ten-unit scale) is related to an increase in social trust of about 5 percentage points, a quite sizable effect. To exemplify (using the version of the EFW index in Berggren and Jordahl, 2006), it would involve Chile increasing its economic-freedom level to the level of Canada or the United Kingdom, and the 5-percentage point increase in social trust would correspond to a 22% increase.¹¹

It is always difficult, however, to establish causality in cross-country regressions. To try to ascertain it, an instrumental-variable approach is used, using legal origin (following La Porta, Lopez-de-Silanes, Schleifer, and Vishny, 1999) as instruments. The idea is to relate the rule of law to a variable—the type of historical legal system (Socialist, French, German, or Scandinavian)—that in itself is unrelated to social trust, and consistent estimates can be obtained if such a relationship can be established and if the instrument is not correlated with the error term. Reassuringly, doing so lends support for a causal effect from the rule of law to social trust.¹²

11 This type of country comparison should be interpreted with care, since the regression results reflect average associations.

12 Two other studies lend further support for the main result overall: that a certain kind of formal institution can generate social trust. Cassar, d'Adda, and Grosjean (2014) show experimentally, using market and trust games with exogenous variation in institutional quality, that significant increases in trust and trustworthiness followed exposure to better institutions. Bergh and Örhvall (2018) investigate how social trust among emigrants from a high-trust country

Economic freedom and tolerance

In this section, we present three studies of the relationship between economic freedom and tolerance.

Economic freedom fosters tolerance across countries

When considering the cultural fabric of a society, social harmony based on tolerance arguably constitutes another valuable characteristic, in addition to social trust. Corneo and Jeanne define tolerance as “respect for diversity” (2009: 691), and Florida defines it as “openness, inclusiveness, and diversity to all ethnicities, races, and walks of life” (2003: 10).¹³

Why is tolerance desirable? Perhaps most importantly, tolerance implies a better life for minorities of various kinds. In a tolerant society, people are assessed on their merits, not on the basis of having a certain characteristic unrelated to their qualities in social and economic life. Inglehart, Foa, Peterson, and Welzel (2008) and Berggren, Bjørnskov, and Nilsson (2017, 2018) also find that subjective well-being is higher in tolerant societies—not only for minorities of various kinds but also for the majority, since it is often the case that most people harbor no ill will towards others, and benefit from allowing those who are different to participate in all kinds of activities. Moreover, tolerance has economic consequences. In his study of historical conditions for economic progress, Mokyr finds that “innovation requires diversity and tolerance. (1990: 12)” Florida gives an account of why openness to people irrespective of group characteristics can entail economic dynamism: “Places that are open and possess *low entry barriers* for people gain creativity advantage from their ability to attract people from a wide range of backgrounds. All else equal, more open and diverse places are likely to attract greater numbers of talented and creative people—the sort of people who power innovation and growth” (2003: 11). This reasoning obtains support from empirical studies examining the relationship between tolerance and economic development, although not all types of tolerance associate with more economic development (Berggren and Elinder, 2012; Das, DiRienzo, and Tiemann, 2008; Florida, Mellander, and Stolarick, 2008; Gani, 2015; McGranahan and Wojan, 2007; Ottaviani and Peri, 2006; Qian, 2013).

To the extent that one cares about these outcomes, it becomes important to investigate what determines how tolerant people in a society are. That is the topic of Berggren and Nilsson (2013). They noted that previous studies on tolerance formation paid scant attention to the potential role of economic-legal institutions and therefore undertook a study relating the EFW index to three types of tolerance.¹⁴ Their idea, building on the theoretical framework presented above, is that economic freedom is able to stimulate tolerance, both through the legal

(Sweden) adapts to new circumstances and find, at least among those under the age of 30, an influence of institutional quality (measured by the second area of the index in *Economic Freedom of the World*, Legal System and Property Rights) on trust.

- 13 A more classical way of defining tolerance is the non-interference with beliefs, actions, or people that one dislikes or finds objectionable (Von Bergen and Bando, 2009) but, in our way of interpreting the concept, we also include people with a positive attitude.
- 14 Previous research in the social sciences on what makes a society more tolerant has found, for example, that GDP per capita and becoming a member of the EU are positively related to tolerance towards gay people (Corneo and Jeanne, 2009), while income inequality stands in a

institutions that enable the rule of law and through the market process. Market institutions create assurance in dealings with strangers, since the generality of the rule of law guarantees that legal rules apply equally to everyone and since the legal system ensures that, with high probability, violators will be punished, which deters opportunism. This in turn tends to make us less suspicious of others, even those who are different from us. These market institutions also enable the market process, the dynamic functioning of the market economy, which can stimulate tolerance by having people internalize a positive outlook on others through experiences of mutually rewarding interaction and exchange.¹⁵ One can also think of a long-term influence from the market process on tolerance by its ability to transform society over time, from the small, closed group (that exerts pressure on people to conform to one way of life) to the Great Society, to use a Hayekian term, where people are not as inclined to control and dislike those who deviate from majority practices and characteristics. But, as noted in the theory section above, there could also be a negative effect from the market process, if markets bring about greed and a perception that certain groups benefit in an unfair way from market exchange; if markets are anonymous and therefore bring about deceptive behavior; if markets crowd out altruistic sentiments; or if markets result in high inequality (cf. Hirschman, 1982).

To see which effect dominates, the empirical investigation uses three measures of tolerance from the World Values Survey (various years) and the European Values Study (various years). The first, tolerance towards gay people, refers to the share of the population that does *not* pick “homosexuals” in answer to the question: “On this list are various groups of people. Could you please mention any that you would not like to have as neighbors?”. The second measure, tolerance towards people of a different race, refers to the share of the population that does *not* pick “people of a different race” in answer to the same question. The third measure, the importance of teaching kids tolerance, is calculated using the share of the population answering “Important” to the quality “Tolerance” when being asked the question: “Here is a list of qualities that children can be encouraged to learn at home. Which, if any, do you consider to be especially important?”.

We can first take a look at simple scatter plots showing the relationship between these tolerance measures and the EFW index (figure 3.3a–3.3c). The relationship is positive in all three cases, but for tolerance towards people of a different race, the curve is rather flat, which indicates relatively little variation. However, it may be that other factors than economic freedom shape tolerance. Therefore, the following control variables are used in a regression analysis: GDP per capita, education, the share of the working-age population that is young, the urban population share, family values, religious fractionalization, ethnic fractionalization, a dummy for Catholic religion, a dummy for Muslim religion, civil liberties, political rights, and a set of geographical dummies.

negative relation to this type of tolerance (Anderson and Fetner, 2008). More recently, Bonick and Farfán-Vallespín (2016, 2018) document institutional origins of racism.

15 To this one can add that there may be incentives for acting as if tolerant in the market process, even though one has not internalized a social attitude of tolerance. This follows from Becker’s (1971) theory of discrimination and the idea that firms that do not hire people because they happen to belong to some group, even if they are more productive, will tend to be out-competed in the market process over time, which tends to discourage discrimination.

Figure 3.3a: Economic freedom and tolerance towards people of a different race

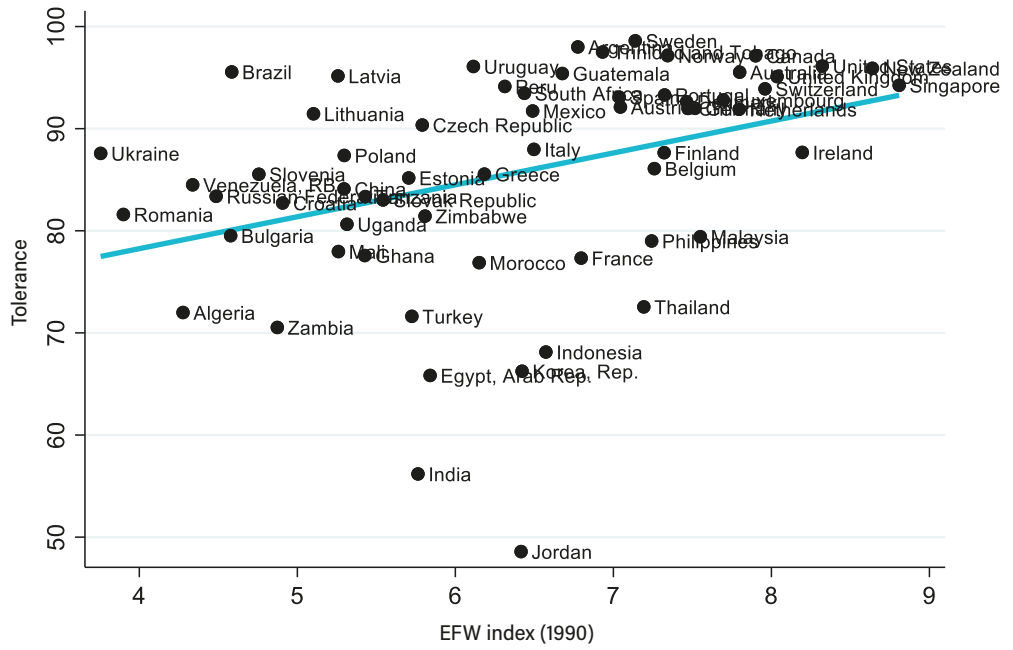


Figure 3.3b: Economic freedom and tolerance towards gay people

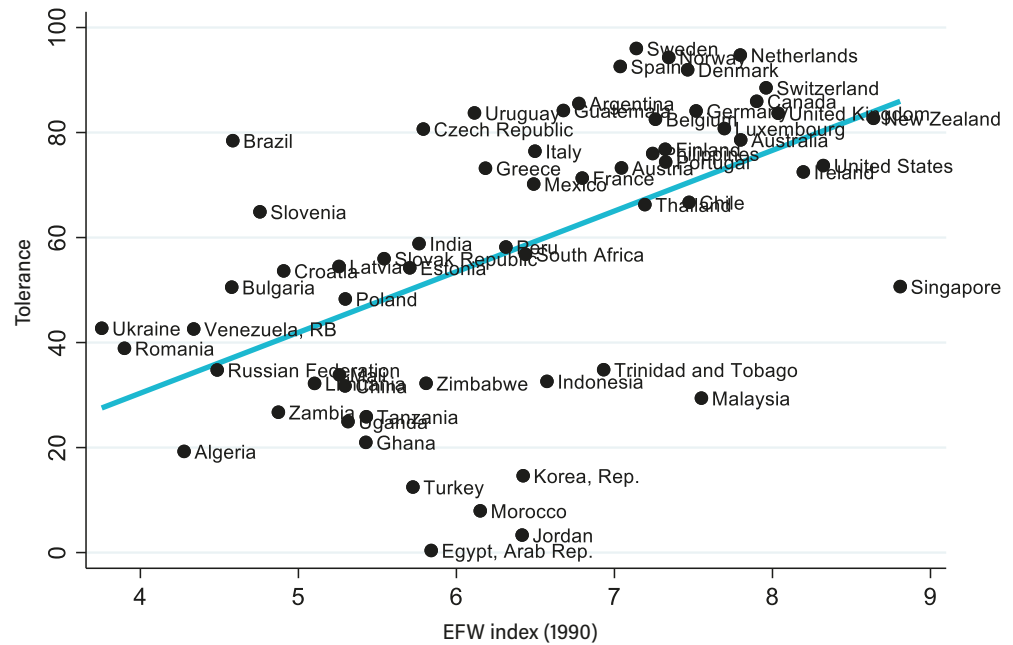
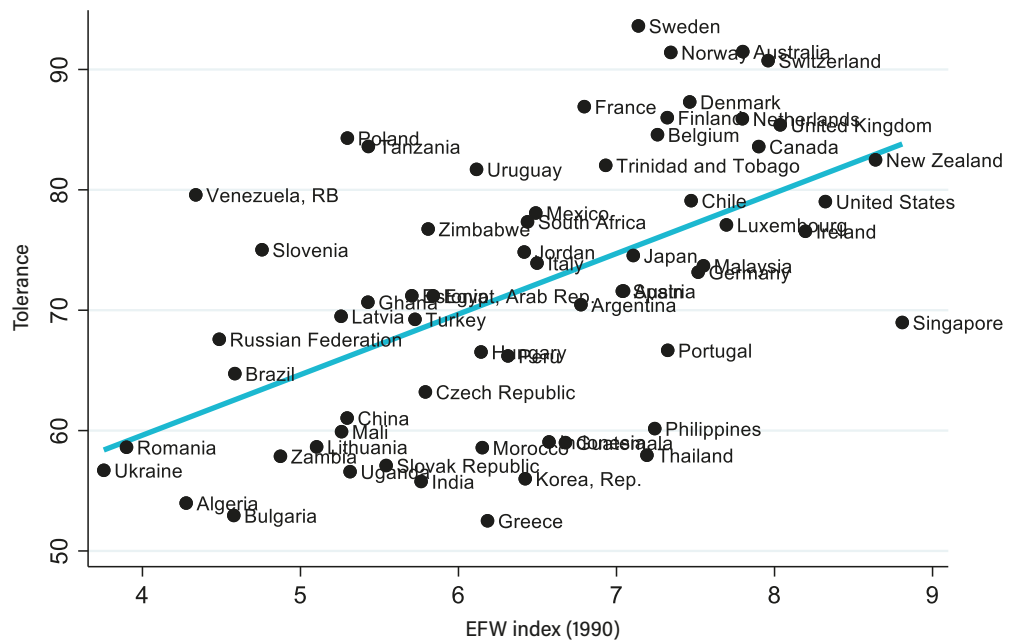


Figure 3.3c: Economic freedom and the share finding it important to teach children tolerance



The analysis, with a sample of almost 70 countries, is presented in table 3.A2 (p. 203) and reveals that economic freedom is positively related to all three tolerance measures in a statistically significant manner, but the strongest relationship, both in terms of significance and magnitude, is the one with tolerance towards gay people. To get a feeling for the size of the effect, an increase in economic freedom of one unit (on the ten-unit scale) entails an increase in tolerance towards gay people of about 7 percentage points. Looking at the five areas of the EFW index, they find that in particular two areas drive the results: the quality of the legal system and a responsible monetary-policy regime. An increase in the quality of the legal system by one unit is related to an increase in tolerance towards gay people of almost 6 percentage points and to an increase in tolerance towards people of a different race, as well as in the importance of teaching kids tolerance, of almost 3 percentage points. The magnitude of the effect from monetary policy is about half the size (but it is not statistically significant for the race measure). To exemplify (using the EFW index in Berggren and Nilsson, 2013), going from the level of quality of the legal system in the United States to that of Austria or Singapore would entail an increase in tolerance towards gay people of 6 percentage points, the equivalent of 29%.

In order to examine if the relationship could be a causal effect, they make use of two instrumental variables that relate to economic freedom but not to tolerance: central-bank independence and a dummy for experience with hyperinflation in the past. The results from the instrumental-variable analysis indicate that the relationship is causal.

To summarize this study, its purpose was to fill a void in the tolerance literature by investigating whether market-oriented institutions were able to partly explain the prevalence of tolerance towards gay people, tolerance towards people of a

different race, and the view that it is important to teach kids tolerance. The result suggests a positive and probably causal effect of economic freedom and two of its areas. This is another indication that economic freedom has the capacity to affect the cultural character of society, and in a way that most people arguably consider beneficial.¹⁶

Market institutions bring tolerance, especially where there is social trust

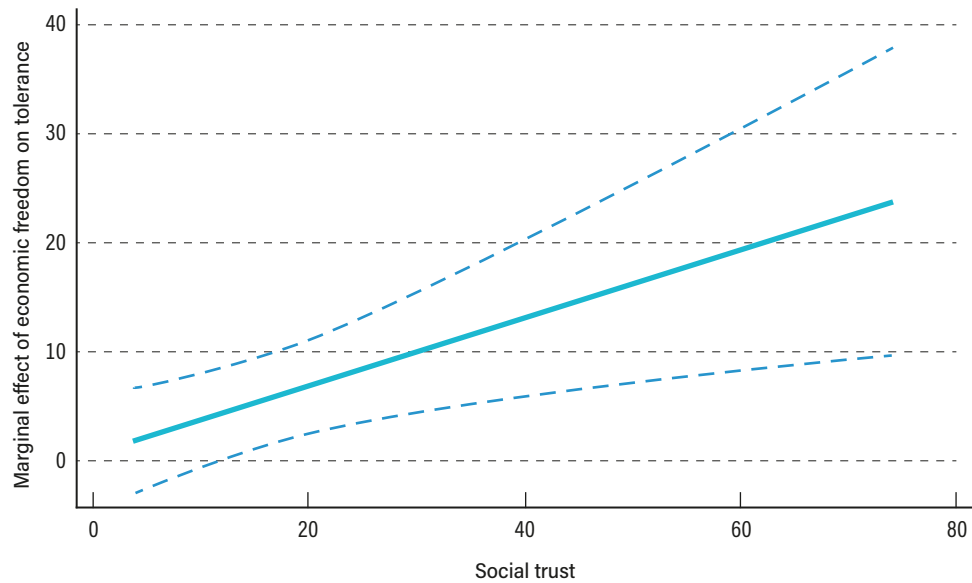
So far, we have established that economic freedom is able to boost both social trust and tolerance in society. Building on those results, Berggren and Nilsson (2014) explore how social trust influences the relationship between economic freedom and tolerance. The idea is that social trust can function as a catalyst: the more there is, the more positive the effect of economic freedom on tolerance. Why so? Referring to the theoretical framework outlined above, the rule of law can bring about more tolerance if there is trust, because this reinforces the expectation that the legal system will treat everyone equally, fairly, and in accordance with the rule of law. As for the market process, the tendency for tolerance to be internalized can be expected to be reinforced by trust, since it makes people less suspicious of others and more relaxed in their attitudes. Furthermore, a free economy is characterized by dynamism and development—and therefore by uncertainty. With trust, people are less prone to fear that they will lose out and that others benefit at their expense.

The empirical analysis applies to 68 countries and uses the indicator of tolerance towards gay people used also in Berggren and Nilsson (2013) and outlined above, the same indicator of social trust as before (from the World Values Survey) and the EFW index and its five areas, and the same control variables. Economic freedom is interacted with social trust in the regressions. What is found? The result can be seen in table 3.A3 (p. 204), but we recommend figure 3.4 in order to see how the EFW effect varies across levels of social trust.

First, social trust is positively related to tolerance, but so is economic freedom when entered in the same regression as social trust. Second, when social trust and economic freedom interact, it turns out that the hypothesis of social trust as a catalyst seems correct for the overall EFW index and, for most values of trust, for the areas measuring the quality of the legal system, monetary stability (especially), and regulatory freedom. We illustrate the interaction effect for the overall index in figure 3.4. The solid line shows the point estimate of a regression with all controls, and the dashed lines show the 95% confidence interval. When both dashed lines are on the same side of the zero line, it implies statistical significance for the relationship—and as can be seen, this applies here, except for very low levels of economic freedom. A move from a trust level of 20 (roughly South Africa) to 40

16 Two other studies lend general support to the findings here, while not using the index of *Economic Freedom of the World*. Berggren and Nilsson (2015) relate the KOF Globalization Index to a willingness to teach children tolerance and find a positive effect of social and economic (but not of political) globalization. This result suggests that openness for people, goods, services, capital, and culture makes people realize the value of tolerating those who are different in the world. Aksoy, Carpenter, De Haas, and Tran (2020) show that the introduction of same-sex marriage made people more positive towards gay people, indicating the power of formal institutions to shape social attitudes.

Figure 3.4: How the effect of the EFW index on tolerance varies with social trust



(roughly Ireland) experiences an increase in how economic freedom affects tolerance; in the former case, a one-unit increase in economic freedom is associated with about 8 percentage points higher tolerance, while in the latter case, the corresponding number is about 12 percentage points. To summarize, it seems to be the case that formal institutions can affect cultural outcomes like tolerance, and even more so in a cultural context where people trust each other.

Economic freedom and tolerance in the United States

So far, the presented studies have looked at the cross-country pattern. In an extension of the literature, Berggren and Nilsson (2016) examine the relationship between economic freedom and tolerance in the United States. They use the index published in the Fraser Institute's *Economic Freedom of North America*, which measures the size of government, the tax burden, and the degree of labor-market regulation in each state, to see whether economic freedom in US states affects classical tolerance indicators as reported in the General Social Survey. The indicators ask whether people think that different groups should be allowed to make public speeches, keep books in the library, and teach college students. The study covers the years from 1982 to 2008, a period when tolerance increased quite substantially throughout the country, but with varying levels among states. The empirical analysis focuses on four tolerance measures: tolerance towards racists, gays, atheists, and communists. The results (in Table 3.A4, p. 205) show that more economic freedom is related to more tolerance towards gay people (marginally) and, with a higher degree of statistical significance, to tolerance towards atheists and communists. To get a feeling for the magnitude of the relationship, another unit of change in economic freedom (on the ten-unit scale) is related to about 7 percentage-points higher tolerance towards atheists. There is no such effect for tolerance towards racists, however, indicating a deep-seated reluctance to tolerate that group. A more fine-grained analysis of the different variables of the index in *Economic Freedom of North America* suggests that the driving factor behind

more tolerance towards atheists, communists, and gay people is reduced top marginal tax rates. This implies that more general taxation that does not single out particular income earners seems able to affect attitudes towards minorities positively.

Tolerance among second-generation immigrants in Europe

The analyses presented above are all of a cross-country or cross-state kind. A recent study by Berggren, Ljunge, and Nilsson (2019) takes a different approach and uses individual-level data to examine the roots of tolerance for second-generation immigrants in Europe. They use the epidemiological method, which helps rule out reverse causality, relating the individual tolerance levels of these immigrants to 46 different characteristics of the countries from which their parents migrated (from all over the world). To this end, they use data on tolerance towards gay people from the European Social Survey 2004–2012, the indicator being the degree (on a four-point scale) to which they agree with the statement: “gay men and lesbians should be free to live their own life as they wish”. They also use information about their countries of origin with respect to, for example, economic, cultural, and institutional factors. As one of the institutional measures, they use the index from *Economic Freedom of the World* and its five areas. The findings (in Table 3.A5, p. 205) are in line with the results in Berggren and Nilsson (2013), to the effect that the second area of the EFW index, the quality of the legal system, relates positively to more tolerance. However, the size of the effect is quite small: one more unit, on the ten-unit scale, of quality of the legal system is associated with more tolerance towards gay people of about 0.07, which is a quite small effect, given the average value of 3.75 (but note that the model construction is such that the index values are from 1970 and are related to the present-day attitudes of individuals residing in another country). Other factors that appear to matter are the share of Muslims, two attitudes among people in the country of origin (valuing children being tolerant and respectful, and valuing children taking responsibility), and impartial institutions. The last one is conceptually closely related to the quality of the legal system. These findings thus point to an important role for both formal- and informal-institutional background factors in shaping tolerance.

Economic freedom and antisemitism

One of the oldest forms of intolerance and hatred is directed against Jews for being Jews. It is still highly present in the world (Lipstadt, 2019), but its prevalence varies among countries.¹⁷ Might economic freedom provide part of the explanation of this variation? That is explored in new, preliminary work by Berggren and Nilsson (2020). They argue that the ability of economic freedom to explain the level of antisemitism is especially plausible, since this kind of intolerance has a strong economic component. According to theory, antisemitism builds on stereotypes of Jews, many of which emanate from the historical role of Jews as money-lenders (Johnson and Koyama, 2019), and on folk-economic beliefs, especially the perception of the economy as a zero-sum game, which implies that, if some people

17 According to the indicator ADL GLOBAL 100 (see description below), Scandinavian countries and North America have low levels of antisemitism, while high levels are reported in the countries of the Maghreb and parts of the Middle East. Also within Europe, there are sizable differences in people’s perceptions of Jews—the share of antisemites ranges from 4% in Sweden to 67% in Greece.

benefit financially, it comes at the expense of others. These two elements combine to produce antisemitism (which is not to say there are not other bases for antisemitism that are unrelated to economic factors, for example, religious antisemitism).

Against this background, and in line with the theoretical framework outlined above, Berggren and Nilsson hypothesize that antisemitism can be influenced by economic freedom in two primary ways. First, the rule of law affects the character of the stereotypes people hold about Jews: if they are positive or negative and the strength with which they are held. With a legal system of high quality, people do not feel threatened in the same way, or not at all, by a certain overgeneralized conception of a minority, since the system of rules in place and their enforcement ensures that economic life proceeds in an honest and mutually beneficial manner. This entails less antisemitism. Second, the market process, enabled by the institutions of economic freedom, leads to certain outcomes and, if these outcomes are perceived to be detrimental, this can lead people to find scapegoats. Given the historical stereotype of Jews as interested in acquiring and possessing wealth, coupled with the folk-economic belief of the economy being zero-sum in character, it can be expected that many of those who are skeptical of economic openness for capital, goods, and services and dislike its perceived outcomes can blame the Jews for it. Hence, the hypothesis is that openness will lead to more antisemitism.¹⁸

The preliminary empirical analysis is carried out using the Anti-Defamation League's indicator of antisemitism, ADL GLOBAL 100 (various years), which is the share of people in a country who choose at least six out of eleven negative statements about Jews as being "probably true". To take one example, a statement reads: "Jews have too much power in international financial markets". The main explanatory variable of interest is the EFW index and its five areas.¹⁹ Up to 106 countries are studied.²⁰

The results are compatible with the theoretically derived hypotheses. The quality of the legal system is negatively related to antisemitism, while openness is positively related to antisemitism. To get an idea of the size of the effect, an increase of openness by one unit on the ten-unit scale is associated with an increased share of antisemites of 5.5 percentage points, while a one-unit increase of the quality of the legal system is related to a lower share of antisemites of about 3.5 percentage points. To exemplify (using the version of the EFW index in Berggren and Nilsson, 2019), this would involve Japan increasing its openness level to the level of Ireland, and the 5.5 percentage-point increase in antisemitism corresponds to

18 The positive "experience effect" of the market process can be expected to be small with regard to Jews, since they constitute a small and often not identifiable minority in almost all societies.

19 The following control variables are used: log GDP per capita, average years of schooling, share of Christians, share of Muslims, religious diversity, ethnic diversity, a dummy if there is a relatively large Jewish population, dependency ratio, urban population share, political and civil rights, a set of geographical dummy variables (for the regions Eastern Europe, North Africa, Sub-Saharan Africa, and the Middle East), and a year dummy variable for 2015. Some further variables are used in a sensitivity analysis.

20 Previous research on determinants of antisemitism has primarily been conducted with individual-level data (*e.g.*, Bilewicz, Winiewski, Kofta, and Wójcik, 2013; Cohen, Harber, Jussim, and Bhasin, 2009; Jikeli, 2015), or on the national, regional, or municipal level within single countries (*e.g.*, Grosfeld, Orcan Sakalli, and Zhuravskaya, 2020; Voigtländer and Voigt, 2012), while cross-country studies are very sparse because of a lack of comparable data.

a 7% increase. For the quality of the legal system, a one-unit change would mean that Belgium improved its quality to the level of Denmark, in which case the 3.5 percentage-point reduction in antisemitism corresponds to a decrease of about 17%. The results hold quite well in an instrumental-variable analysis as well, suggesting a causal relationship; and an interaction analysis indicates, for example, that countries that make their economies more open can counteract the effect on antisemitism by strengthening the rule of law (at least if the initial rule of law is below six).

To sum up, the analysis of how economic freedom relates to antisemitism reinforces previous findings to the effect that the character of economic institutions and the market process are able to shape social attitudes and hence the cultural fabric of society. However, the results give reason for caution with respect to attitudes towards Jews: more openness risks making negative attitudes more widespread.

Conclusion

Economic freedom has been shown to entail a number of material benefits. However, this chapter has shown that the character of economic-legal policies and institutions—how free they are—is also able to affect non-material or cultural outcomes that many people care about. In economically freer countries with a strong rule of law, people tend to be more trusting and tolerant towards gay people and people of another race, while the relationship to antisemitism is more complex. While a stronger rule of law is associated with less hostile attitudes towards Jews, a more open economy is related to more antisemitism. A policy implication of the research presented in this chapter is that policy makers should consider strengthening the institutions undergirding the market economy, especially the rule of law, if they wish to improve chances for both economic growth and a stronger presence of trust and tolerance. Also, they need to consider measures to counteract possible increases in antisemitism in conjunction with liberalization of trade and capital flows. For social scientists trying to discern what determines how trusting and tolerant societies are, it bears noting that economic freedom is an important factor to include in empirical studies.²¹

21 Still, it bears noting that one area of the index in *Economic Freedom of the World*—the size of government—is almost never significantly related to social trust or tolerance.

Table 3.A1: Economic freedom and social trust

	(1)	(2)	(3)	(4)	(5)	(6)	(7)
EFW	4.989*** (1.820)						
EFW ₁ Size of government		-0.424 (1.256)	0.667 (1.171)				
EFW ₂ Legal structure and security of property rights		3.811** (1.483)		3.446** (1.532)			
EFW ₃ Access to sound money		1.894** (0.839)			1.872** (0.852)		
EFW ₄ Freedom to exchange with foreigners		-1.051 (1.458)				1.044 (1.469)	
EFW ₅ Regulation of credit, labor, and business		3.046 (2.364)					4.033** (1.939)
GDP90	-0.070 (0.556)	-0.371 (0.572)	0.925** (0.445)	0.570 (0.461)	0.414 (0.490)	0.800 (0.502)	0.313 (0.539)
Schooling	0.135 (0.194)	0.211 (0.197)	0.089 (0.210)	0.166 (0.205)	0.009 (0.202)	0.074 (0.208)	0.133 (0.204)
Gini	-0.660*** (0.201)	-0.474* (0.239)	-0.664*** (0.236)	-0.636*** (0.207)	-0.306 (0.222)	-0.653*** (0.224)	-0.658*** (0.211)
Fractionalization	-19.737** (7.873)	-18.779** (7.720)	-21.741** (8.517)	-22.165*** (8.019)	-23.243*** (8.114)	-21.302** (8.461)	-21.677** (8.096)
Religion	-0.235*** (0.058)	-0.208*** (0.058)	-0.266*** (0.062)	-0.247*** (0.060)	-0.263*** (0.060)	-0.258*** (0.062)	-0.248*** (0.060)
Young	0.145 (0.242)	0.344 (0.293)	0.214 (0.263)	0.586** (0.290)	0.071 (0.256)	0.258 (0.259)	0.041 (0.268)
Adjusted R ²	0.69	0.74	0.64	0.66	0.66	0.64	0.66
Observations	51	51	51	52	52	51	52

Note: The dependent variable is social trust; for each country the last non-missing of the 1995 and 2000 observations. EFW and EFW1-5 are values from 1990. The regressions include a constant term. Standard errors in parentheses. * Significant at 10%, ** at 5%, and *** at 1%. For variable definitions and further details, see Berggren and Jordahl (2006).

Table 3.A2: Economic freedom and tolerance

	Tolerance for gay people	Tolerance for different races	Willingness to teach children tolerance
EFW	-7.286** (2.934)	2.416* (1.217)	2.816* (1.667)
EFW ₁ Size of government	-0.149 (1.868)	0.461 (0.689)	-1.274 (1.015)
EFW ₂ Legal structure and security of property rights	5.556** (2.367)	2.635** (0.990)	2.929** (1.177)
EFW ₃ Access to sound money	3.195*** (1.037)	0.615 (0.487)	1.297** (0.569)
EFW ₄ Freedom to exchange with foreigners	3.452 (3.352)	1.244 (1.405)	1.433 (1.585)
EFW ₅ Regulation of credit, labor, and business	4.771 (3.667)	1.352 (1.572)	2.963* (1.710)

Note: Robust standard errors in parentheses. All estimated equations include the specified measure of economic freedom, a constant term and the same full set of control variables as before, including the country-group dummies. * Significant at 10%; ** at 5%, and *** at 1%. For the full specification, variable definitions, and further details, see Berggren and Nilsson (2013).

Table 3.A3: Economic freedom, social trust, and tolerance towards gay people

	Overall EFW index			Area 1			Area 2		
	EFW	EFW	EFW	EFW ₁	EFW ₁	EFW ₁	EFW ₂	EFW ₂	EFW ₂
Economic freedom	7.286** (2.934)	5.991** (2.803)	0.570 (3.129)	-0.149 (1.868)	1.492 (1.913)	3.270 (3.198)	5.556** (2.367)	3.519 (2.433)	0.575 (3.114)
Trust		0.463*** (0.152)	-1.751* (0.968)		0.599*** (0.184)	0.904** (0.422)		0.410** (0.156)	-0.447 (0.736)
Economic freedom × trust			0.312** (0.133)			-0.061 (0.070)			0.114 (0.092)
Full set of controls	Yes	Yes	Yes	Yes	Yes	Yes	Yes	Yes	Yes
Regional dummies	Yes	Yes	Yes	Yes	Yes	Yes	Yes	Yes	Yes
Adjusted R ²	0.729	0.764	0.780	0.674	0.731	0.730	0.724	0.744	0.749
Observations	68	68	68	68	68	68	68	68	68

	Area 3			Area 4			Area 5		
	EFW ₃	EFW ₃	EFW ₃	EFW ₄	EFW ₄	EFW ₄	EFW ₅	EFW ₅	EFW ₅
Economic freedom	3.195*** (1.037)	2.552** (1.022)	0.382 (1.302)	3.452 (3.352)	3.103 (3.079)	-0.882 (4.777)	4.771 (3.667)	3.765 (3.433)	0.118 (3.792)
Trust		0.424** (0.169)	-0.659 (0.607)		0.564*** (0.169)	-1.028 (1.573)		0.509*** (0.150)	-0.680 (0.806)
Economic freedom × trust			0.124* (0.062)			0.206 (0.204)			0.182 (0.121)
Full set of controls	Yes	Yes	Yes	Yes	Yes	Yes	Yes	Yes	Yes
Regional dummies	Yes	Yes	Yes	Yes	Yes	Yes	Yes	Yes	Yes
Adjusted R ²	0.740	0.767	0.778	0.683	0.737	0.740	0.700	0.744	0.748
Observations	68	68	68	68	68	68	68	68	68

Note: The first column for each area of economic freedom shows baseline estimates. The second controls for social trust, while the third also includes an interaction term between social trust and the area of economic freedom of interest. All estimated equations include the specified measure of economic freedom, a constant term, a full set of control variables and regional dummy variables. * Significant at 10%; ** at 5%, and *** at 1%. For the full specification, variable definitions, and further details, see Berggren and Nilsson (2014).

Table 3.A4: Economic freedom and tolerance in the United States

	Δ Tolerance racists	Δ Tolerance homosexuals	Δ Tolerance atheists	Δ Tolerance communists
Δ Economic freedom	0.041 (0.026)	0.048* (0.025)	0.067*** (0.024)	0.087*** (0.028)
Controls	Yes	Yes	Yes	Yes
Observations	101	101	101	101
Adjusted R ²	0.463	0.551	0.567	0.531

Note: Δ denotes “change in.” The regressions contain a full set of controls (as in Table 1, column 6, in Berggren and Nilsson, 2016). Robust standard errors in parentheses. Significant at 10%; ** at 5%, and *** at 1%. For the full specification, variable definitions, and further details, see Berggren and Nilsson (2016).

Table 3.A5: Economic freedom in the ancestral countries of second-generation immigrants in Europe and individual-level tolerance towards gay people

	(1)	(2)	(3)	(4)	(5)	(6)	(7)	(8)	(9)
Economic Freedom Index (EFW), ancestral country	0.057* (0.029)	0.035 (0.023)							
log of GDP per capita, ancestral country		0.044 (0.056)							-0.009 (0.048)
EFW ₁ Size of government, ancestral country			0.022* (0.012)					0.035*** (0.013)	0.035 ** (0.013)
EFW ₂ Legal structure and security of property rights, ancestral country				0.045** (0.019)				0.065*** (0.022)	0.067** (0.025)
EFW ₃ Access to sound money , ancestral country					0.012 (0.008)			-0.021 (0.016)	-0.022 (0.018)
EFW ₄ Freedom to exchange with foreigners, ancestral country						0.025 (0.015)		-0.000 (0.012)	0.001 (0.014)
EFW ₅ Regulation of credit, labor, and business, ancestral country							0.028 (0.018)	-0.001 (0.018)	-0.000 (0.019)
Individual controls (exogenous)	Yes	Yes	Yes	Yes	Yes	Yes	Yes	Yes	Yes
Country-by-year fixed effects	Yes	Yes	Yes	Yes	Yes	Yes	Yes	Yes	Yes
Adjusted R ²	0.131	0.131	0.129	0.132	0.129	0.130	0.129	0.132	0.132
Observations	5845	5845	5845	5845	5845	5845	5845	5845	5845

Note: The dependent variable is the individual second-generation immigrant's attitudes to the statement ‘Gays and lesbians free to live life as they wish’, ranging from 1 to 4. All specifications study second-generation immigrants and estimate the effect of factors in the parents’ country of birth. Individual controls include age, age squared and gender. Standard errors in parenthesis, which allow for clustering on the parents’ birth country. Significant at 10%; ** at 5%, and *** at 1%. For the full specification, variable definitions, and further details, see Berggren, Ljunge, and Nilsson (2019).

References

- Acemoglu, D., S. Johnson, and J.A. Robinson (2005). Institutions as a Fundamental Cause of Long-Run Growth. In P. Aghion and S.N. Durlauf, eds., *Handbook of Economic Growth. Volume 1B*. (Elsevier): 385–396. <[https://doi.org/10.1016/S1574-0684\(05\)01006-3](https://doi.org/10.1016/S1574-0684(05)01006-3)>.
- ADL GLOBAL 100 (various years). Online Database. <<https://global100.adl.org/>>.
- Aksoy, C.G., C.S. Carpenter, R. De Haas, and K.D. Tran (2020). Do Laws Shape Attitudes? Evidence from Same-Sex Relationship Recognition Policies in Europe. *European Economic Review* 124 (May). <<https://doi.org/10.1016/j.euroecorev.2020.103399>>.
- Algan, Y., and P. Cahuc (2010). Inherited Trust and Growth. *American Economic Review* 100, 5: 1060–1092. <<https://doi.org/10.1257/aer.100.5.2060>>.
- Andersen, R., and T. Fetner (2008). Economic Inequality and Intolerance: Attitudes toward Homosexuality in 35 Democracies. *American Journal of Political Science* 52, 4: 942–958. <<https://doi.org/10.1111/j.1540-5907.2008.00352.x>>.
- Baldassarri, D. (2020). Market Integration Accounts for Local Variation in Generalized Altruism in a Nationwide Lost-Letter Experiment. *PNAS* 117, 6: 2858–2863. <<https://doi.org/10.1073/pnas.1819934117>>.
- Bennett, D.L., H.J. Faria, J.D. Gwartney, and D.R. Morales (2017). Economic Institutions and Comparative Economic Development: A Post-Colonial Perspective. *World Development* 96, August: 503–519. <<http://dx.doi.org/10.1016/j.worlddev.2017.03.032>>.
- Bennett, D.L., and B. Nikolaev (2017). On the Ambiguous Economic Freedom–Inequality Relationship. *Empirical Economics* 53, 2: 717–754. <<https://doi.org/10.1007/s00181-016-1131-3>>.
- Berggren, N. (1999). Economic Freedom and Equality: Friends or Foes? *Public Choice* 100, 3–4: 203–223. <<https://doi.org/10.1023/A:1018343912743>>.
- Berggren, N. (2003). The Benefits of Economic Freedom: A Survey. *Independent Review* 8, 2: 193–211.
- Berggren, N., and C. Bjørnskov (2017). The Market-Promoting and Market-Preserving Role of Social Trust in Reforms of Policies and Institutions. *Southern Economic Journal* 84, 1: 3–25. <<https://doi.org/10.1002/soej.12209>>.
- Berggren, N., C. Bjørnskov, and T. Nilsson (2017). What Aspects of Society Matter for the Quality of Life of a Minority? Global Evidence from the New Gay Happiness Index. *Social Indicators Research* 132, 3: 1163–1192. <<https://doi.org/10.1007/s11205-016-1340-3>>.
- Berggren, N., C. Bjørnskov, and T. Nilsson (2018). Do Equal Rights for a Minority Affect General Life Satisfaction? *Journal of Happiness Studies* 19, 5: 1465–1483. <<https://doi.org/10.1007/s10902-017-9886-6>>.
- Berggren, N., S.-O. Daunfeldt, and J. Hellström (2014). Social Trust and Central-Bank Independence. *European Journal of Political Economy* 34, June: 425–439. <<https://doi.org/10.1016/j.ejpoleco.2013.10.002>>.
- Berggren, N., and M. Elinder (2012). Is Tolerance Good or Bad for Growth? *Public Choice* 150, 1–2: 283–308. <<https://doi.org/10.1007/s11127-010-9702-x>>.
- Berggren, N., M. Elinder, and H. Jordahl (2008). Trust and Growth: A Shaky Relationship. *Empirical Economics* 35, 2: 251–274.

- Berggren, N., and H. Jordahl (2006). Free to Trust: Economic Freedom and Social Capital. *Kyklos* 59, 2: 141–169. <<https://doi.org/10.1111/1/j.1467-6435.2006.00324.x>>.
- Berggren, N., M. Ljunge, and T. Nilsson (2019). Roots of Tolerance among Second-Generation Immigrants. *Journal of Institutional Economics* 15, 6: 999–1016. <<https://doi.org/10.1017/S1744137419000316>>.
- Berggren, N., and T. Nilsson (2013). Does Economic Freedom Foster Tolerance? *Kyklos* 66, 2: 177–207. <<https://doi.org/10.1111/kykl.12017>>.
- Berggren, N., and T. Nilsson (2014). Market Institutions Bring Tolerance, Especially Where There Is Social Trust. *Applied Economics Letters* 21, 17: 1234–1237. <<https://doi.org/10.1080/13504851.2014.922666>>.
- Berggren, N., and T. Nilsson (2015). Globalization and the Transmission of Social Values: The Case of Tolerance. *Journal of Comparative Economics* 43, 2: 371–389. <<https://doi.org/10.1016/j.jce.2015.02.005>>.
- Berggren, N., and T. Nilsson (2016). Tolerance in the United States: Does Economic Freedom Transform Racial, Religious, Political and Sexual Attitudes? *European Journal of Political Economy* 45 (December): 53–70. <<https://doi.org/10.1016/j.ejpoleco.2016.06.001>>.
- Berggren, N., and T. Nilsson (2020). Economic Freedom and Antisemitism. Mimeo. Research Institute of Industrial Economics (IFN), Stockholm.
- Bergh, A. (2020). Hayekian Welfare States: Explaining the Coexistence of Economic Freedom and Big Government. *Journal of Institutional Economics* 16, 1: 1–12. <<https://doi.org/10.1017/S1744137419000432>>.
- Bergh, A. and M. Karlsson (2010). Government Size and Growth: Accounting for Economic Freedom and Globalization. *Public Choice* 142, 1–2: 195–213. <<https://doi.org/10.1007/s11127-009-9484-1>>.
- Bergh, A., and T. Nilsson (2010). Do Liberalization and Globalization Increase Income Inequality? *European Journal of Political Economy* 26, 4: 488–505. <<https://doi.org/10.1016/j.ejpoleco.2010.03.002>>.
- Bergh, A., and R. Öhrvall (2018). A Sticky Trait: Social Trust among Swedish Expatriates in Countries with Varying Institutional Quality. *Journal of Comparative Economics* 46, 4: 1146–1157. <<https://doi.org/10.1016/j.jce.2018.06.002>>.
- Bilewicz, M., M. Winiewski, M. Kofta, and A. Wójcik (2013). Harmful Ideas: The Structure and Consequences of Antisemitic Beliefs in Poland. *Political Psychology* 34, 6: 821–839. <<https://doi.org/10.1111/pops.12024>>.
- Bjørnskov, C. (2009). Social Trust and the Growth of Schooling. *Economics of Education Review* 28, 2: 249–257. <<https://doi.org/10.1016/j.econedurev.2006.09.013>>.
- Bjørnskov, C. (2010). How Does Social Trust Lead to Better Governance? An Attempt to Separate Electoral and Bureaucratic Mechanisms. *Public Choice* 144, 1–2: 323–346. <<https://doi.org/10.1007/s11127-009-9522-z>>.
- Bjørnskov, C. (2012). How Does Social Trust Affect Economic Growth? *Southern Economic Journal* 78, 4: 1346–1348. <<https://doi.org/10.4284/0038-4038-78.4.1346>>.
- Bjørnskov, C. (2018). Social Trust and Economic Growth. In E.M. Uslander, ed., *The Oxford Handbook of Social and Political Trust* (Oxford University Press): 535–558. <<https://doi.org/10.1093/oxfordhb/9780190274801.013.24>>.
- Bjørnskov, C. (2019). Civic Honesty and Cultures of Trust. Department of Economics, Aarhus University. <https://papers.ssrn.com/sol3/papers.cfm?abstract_id=3434957>.

- Bjørnskov, C., and N.J. Foss (2012). How Institutions of Liberty Promote Entrepreneurship and Growth. In J. Gwartney, R. Lawson, and J. Hall, *Economic Freedom of the World: 2012 Annual Report* (Fraser Institute): 247–270. <<https://www.fraserinstitute.org/research/economic-freedom-of-the-world-2012-annual-report>>.
- Bonick, M., and A. Farfán-Vallespín (2016). On the Origin and Consequences of Racism. Working Paper. Department of Economic Policy and Constitutional Economic Theory, University of Freiburg.
- Bonick, M., and A. Farfán-Vallespín (2018). The Reversal of Fortune, Extractive Institutions and the Historical Roots of Racism. Working Paper. Department of Economic Policy and Constitutional Economic Theory, University of Freiburg.
- Bowles, S. (1998). Endogenous Preferences: The Cultural Consequences of Markets and Other Economic Institutions. *Journal of Economic Literature* 36, 1: 75–111.
- Cassar, A., G. d’Adda, and P. Grosjean (2014). Institutional Quality, Culture, and Norms of Cooperation: Evidence from Behavioral Field Experiments. *Journal of Law and Economics* 57, 3: 821–863. <<https://doi.org/10.1086/678331>>.
- Cohen, F., K.D. Harber, L. Jussim, and G. Bhasin (2009). Modern Antisemitism and Anti-Israeli Attitudes. *Journal of Personality and Social Psychology* 97, 2: 290–306. <<https://psycnet.apa.org/doi/10.1037/a0015338>>.
- Connors, J., J.D. Gwartney, and H.M. Montesinos (2020). The Transportation-Communication Revolution: 50 Years of Dramatic Change in Economic Development. *Cato Journal* 40, 1: 153–198. <<https://doi.org/10.36009/CJ.40.1.9>>.
- Corneo, G., and O. Jeanne (2009). A Theory of Tolerance. *Journal of Public Economics* 93, 5–6: 691–702. <<https://doi.org/10.1016/j.jpubeco.2009.02.005>>.
- Das, J., C. DiRienzo, and T. Tiemann (2008). A Global Tolerance Index. *Competitiveness Review* 18, 3: 192–205. <<https://doi.org/10.1108/10595420810905975>>.
- de Haan, J., S. Lundström, and J.-E. Sturm (2006). Market-Oriented Institutions and Policies and Economic Growth: A Critical Survey. *Journal of Economic Surveys* 20, 2: 157–191. <<https://doi.org/10.1111/j.0950-0804.2006.00278.x>>.
- de Soysa, I., and H. Fjelde (2010). Is the Hidden Hand an Iron Fist? Capitalism and Civil Peace, 1970–2005. *Journal of Peace Research* 47, 3: 287–298. <<https://doi.org/10.1177%2F0022343310362167>>.
- de Soysa, I., and K.C. Vadlammanati (2013). Do Pro-Market Economic Reforms Drive Human Rights Violations? An Empirical Assessment, 1981–2006. *Public Choice* 155, 1–2: 163–187. <<https://doi.org/10.1007/s11127-011-9847-2>>.
- Dreher, A., M. Gassebner, and L.-H.R. Siemers (2012). Globalization, Economic Freedom, and Human Rights. *Journal of Conflict Resolution* 56, 3: 516–546. <<https://doi.org/10.1177%2F0022002711420962>>.
- European Social Survey (various years). Online Database. <<http://www.europeansocialsurvey.org>>.
- European Values Study (various years). Online Database. <<http://www.europeanvaluesstudy.eu>>.
- Florida, R. (2003). Cities and the Creative Class. *City & Community* 2, 1: 3–19. <<https://doi.org/10.1111/1540-6040.00034>>.
- Florida, R., C. Mellander, and K. Stolarick (2008). Inside the Black Box of Regional Development—Human Capital, the Creative Class, and Tolerance. *Journal of Economic Geography* 8, 5: 615–649. <<https://doi.org/10.1093/jeg/lbn023>>.

- Foley, D., and G. Duménil (2008). Marx's Analysis of Capitalist Production. *The New Palgrave Dictionary of Economics*, 2nd edition. Palgrave Macmillan. <https://doi.org/10.1057/978-1-349-95121-5_2164-1>.
- Gani, A. (2015). Measures of Tolerance and Economic Prosperity. *International Journal of Social Economics* 43, 1: 71–85. <<https://doi.org/10.1108/IJSE-04-2014-0077>>.
- Gehring, K. (2013). Who Benefits from Economic Freedom? Unraveling the Effect of Economic Freedom on Subjective Well-Being. *World Development* 50 (October):74–90. <<https://doi.org/10.1016/j.worlddev.2013.05.003>>.
- Graafland, J. (2020). When Does Economic Freedom Promote Well-Being? On the Moderating Role of Long-Term Orientation. *Social Indicators Research*, forthcoming. <<https://doi.org/10.1007/s11205-019-02230-9>>.
- Grosfeld, I., S. Orcan Sakalli, and E. Zhuravskaya (2020). Middleman Minorities and Ethnic Violence: Anti-Jewish Pogroms in the Russian Empire. *Review of Economic Studies* 87, 1: 289–342. <<https://doi.org/10.1093/restud/rdz001>>.
- Guiso, L., P. Sapienza, and L. Zingales (2008). Trusting the Stock Market. *Journal of Finance* 63, 6: 2557–2600. <<https://doi.org/10.1111/j.1540-6261.2008.01408.x>>.
- Gur, N., and C. Bjørnskov (2017). Trust and Delegation: Theory and Evidence. *Journal of Comparative Economics* 45, 3: 644–657. <<https://doi.org/10.1016/j.jce.2016.02.002>>.
- Gwartney, J.D. (2009). Institutions, Economic Freedom, and Cross-Country Differences in Performance. *Southern Economic Journal* 75, 4: 937–956.
- Hall, J.C., and R.A. Lawson (2014). Economic Freedom of the World: An Accounting of the Literature. *Contemporary Economic Policy* 31, 1: 1–19. <<https://doi.org/10.1111/coep.12010>>.
- Hall, J.C., R.S. Sobel, and G.R. Crowley (2010). Institutions, Capital, and Growth. *Southern Economic Journal* 77, 2: 385–405. <<https://doi.org/10.4284/sej.2010.77.2.385>>.
- Heinemann, F., and B. Tanz (2008). The Impact of Trust on Reforms. *Journal of Economic Policy Reform* 11, 3: 173–185. <<https://doi.org/10.1080/17487870802405375>>.
- Helliwell, J.F., H. Huang, H., and S. Wang (2018). New Evidence on Trust and Well-Being. In E.M. Uslaner, ed., *The Oxford Handbook of Social and Political Trust* (Oxford University Press): 409–446. <<https://doi.org/10.1093/oxfordhb/9780190274801.013.9>>.
- Henrich, J., R. Boyd, S. Bowles, C. Camerer, E. Fehr, H. Gintis, and R. McElreath (2001). In Search of Homo Economicus: Behavioral Experiments in 15 Small-Scale Societies. *American Economic Review* 91, 2: 73–78. <<https://doi.org/10.1257/aer.91.2.73>>.
- Hirschman, A.O. (1982). Rival Interpretations of Market Society: Civilizing, Destructive, or Feeble? *Journal of Economic Literature* 20, 4: 1463–1484.
- Hooghe, M., and D. Stolle (2003). Introduction: Generating Social Capital. In M. Hooghe and D. Stolle, eds., *Generating Social Capital: Civil Society and Institutions in Comparative Perspective* (Palgrave Macmillan): 1–18.
- Inglehart, R., R. Foa, C. Peterson, and C. Welzel (2008). Development, Freedom, and Rising Happiness: A Global Perspective (1981–2007). *Perspectives on Psychological Science* 3, 4: 264–285. <<https://doi.org/10.1111/2Fj.1745-6924.2008.00078.x>>.

- Jikeli, G. (2015). *European Muslim Antisemitism: Why Young Urban Males Say They Don't Like Jews*. Indiana University Press.
- Johnson, N.D., and M. Koyama (2019). *Persecution & Toleration: The Long Road to Religious Freedom*. Cambridge University Press.
- Knack, S. (2002). Social Capital and the Quality of Government: Evidence from the U.S. States. *American Journal of Political Science* 46, 4: 772–785. <<https://doi.org/10.2307/3088433>>.
- Knoll, B., H. Pitlik, and M. Rode (2013). A Note on the Impact of Economic Regulation on Life Satisfaction. *Applied Economics Letters* 20, 9: 916–920. <<https://doi.org/10.1080/13504851.2012.762709>>.
- La Porta, R., F. Lopez-de-Silanes, A. Schleifer, and R. Vishny (1999). The Quality of Government. *Journal of Law, Economics, and Organization* 15, 1: 222–279. <<https://doi.org/10.1093/jleo/15.1.222>>.
- Leibrecht, M., and H. Pitlik (2015). Social Trust, Institutional and Political Constraints on the Executive and Deregulation of Markets. *European Journal of Political Economy* 39 (September): 249–268. <<https://doi.org/10.1016/j.ejpoleco.2015.06.002>>.
- Lipstadt, D.E. (2019). *Antisemitism: Here and Now*. Schocken.
- Ljunge, M. (2014). Social Capital and Health: Evidence that Ancestral Trust Promotes Health among Children of Immigrants. *Economics and Human Biology* 15 (December): 165–186. <<https://doi.org/10.1016/j.ehb.2014.09.001>>.
- Mathers, R.L., and C.R. Williamson (2011). Cultural Context: Explaining the Productivity of Capitalism. *Kyklos* 64, 2: 231–252. <<https://doi.org/10.1111/1/j.1467-6435.2011.00504.x>>.
- McGranahan, D.A., and T. Wojan (2007). Recasting the Creative Class to Examine Growth Processes in Rural and Urban Counties. *Regional Studies* 41, 2: 197–216. <<https://doi.org/10.1080/00343400600928285>>.
- Möschel, W. (2001). The Proper Scope of Government Viewed from an Ordoliberal Perspective: The Example of Competition Policy. *Journal of Institutional and Theoretical Economics* 157, 1: 3–13.
- Nikolaev B., and D.L. Bennett (2017). Economic Freedom and Emotional Well-Being. *Journal of Regional Analysis and Policy* 47, 1: 88–99. <<https://doi.org/10.22004/ag.econ.293619>>.
- North, D.C. (1990). *Institutions, Institutional Change, and Economic Performance*. Cambridge University Press.
- Ottaviano, G.I.P., and G. Peri (2006). The Economic Value of Cultural Diversity: Evidence from U.S. Cities. *Journal of Economic Geography* 6, 1: 9–44.
- Papagapitos, A., and R. Riley (2009). Social Trust and Human Capital Formation. *Economics Letters* 102, 3: 158–160. <<https://doi.org/10.1016/j.econlet.2008.12.006>>.
- Piketty, T. (2014). *Capital in the Twenty-First Century*. Belknap Press.
- Piketty, T. (2020). *Capital and Ideology*. Harvard University Press.
- Pitlik, H., and M. Rode (2016). Free to Choose? Economic Freedom, Relative Income, and Life Control Perceptions. *International Journal of Wellbeing* 6, 1: 81–100. <<https://doi.org/10.5502/ijww6i1.390>>.
- Qian, H. (2013). Diversity Versus Tolerance: The Social Drivers of Innovation and Entrepreneurship in US Cities. *Urban Studies* 50, 13: 2718–2735. <<https://doi.org/10.1177/0042098013477703>>.

- Rode, M. (2013). Do Good Institutions Make Citizens Happy, or Do Happy Citizens Build Better Institutions? *Journal of Happiness Studies* 14, 5: 1479–1505. <<https://doi.org/10.1007/s10902-012-9391-x>>.
- Rode, M. and S. Coll (2012). Economic Freedom and Growth: Which Policies Matter the Most? *Constitutional Political Economy* 23, 2: 95–133. <<https://doi.org/10.1007/s10602-011-9116-x>>.
- Rothstein, B. (2000). Trust, Social Dilemmas, and Collective Memories. *Journal of Theoretical Politics* 12, 4: 477–501. <<https://doi.org/10.1177/105849090012004007>>.
- Steinberg, D.A., and S.M. Saideman (2008). Laissez Fear: Assessing the Impact of Government Involvement in the Economy on Ethnic Violence. *International Studies Quarterly* 52, 2: 235–259. <<https://doi.org/10.1111/1/j.1468-2478.2008.00500.x>>.
- Storr, V.H., and G.S. Choi (2019). *Do Markets Corrupt Our Morals?* Palgrave Macmillan. <<https://doi.org/10.1007/978-3-030-18416-2>>.
- Stroup, M.D. (2007). Economic Freedom, Democracy, and the Quality of Life. *World Development* 35, 1: 52–66. <<https://doi.org/10.1016/j.worlddev.2006.09.003>>.
- Teague, M.V., V.H. Storr, and R. Fike (2020). Economic Freedom and Materialism: An Empirical Analysis. *Constitutional Political Economy* 31: 1–44. <<https://doi.org/10.1007/s10602-019-09296-0>>.
- Uslaner E.M. (ed.) (2018). *The Oxford Handbook of Social and Political Trust*. Oxford University Press.
- van der Crujisen, C., M. Doll, and F. van Hoenselaar (2019). Trust in Other People and the Usage of Peer Platform Markets. *Journal of Economic Behavior & Organization* 166 (October): 751–766. <<https://doi.org/10.1016/j.jebo.2019.08.021>>.
- Voigtländer, N., and H.-J. Voth (2012). Persecution Perpetuated: The Medieval Origins of Antisemitic Violence in Nazi Germany. *Quarterly Journal of Economics* 127, 3: 1339–1392. <<https://doi.org/10.1093/qje/qjs019>>.
- Von Bergen, C.W., and D. Bandow (2009). Supporting Genuine Tolerance in Organizations. In R.A. Oglesby and M.G. Adams, eds., *Business Research Yearbook: Global Business Perspectives* (International Graphics): 586–593.
- Williamson, C.R., and R.L. Mathers (2011). Economic Freedom, Culture, and Growth. *Public Choice* 148, 3–4: 313–335. <<https://doi.org/10.1007/s11127-010-9656-z>>.
- World Values Survey (various years). Online Database. <<http://www.worldvaluessurvey.org>>.
- Zak, P.J., and S. Knack (2001). Trust and Growth. *Economic Journal* 111, 470: 295–321. <<https://doi.org/10.1111/1468-0297.00609>>.
- Zweimüller, M., R. Winter-Ebmer, and D. Weichselbaumer (2008). Market Orientation and Gender Gaps: An International Study. *Kyklos* 61, 4: 615–635. <<https://doi.org/10.1111/j.1467-6435.2008.00419.x>>.

Appendix Explanatory Notes and Data Sources

Area 1 Size of Government

A Government consumption

This component is measured as general government consumption spending as a percentage of total consumption. The rating for this component, as with many of the following components, is designed to mirror the actual distribution of the raw data but on a zero-to-10 scale. The rating is equal to: $(V_{\max} - V_i) / (V_{\max} - V_{\min})$ multiplied by 10. The V_i is the country's actual government consumption as a proportion of total consumption, while the V_{\max} and V_{\min} were set at 40 and 6, respectively. The 1990 data were used to derive the maximum and minimum values for this component. Countries with a larger proportion of government expenditures received lower ratings. In contrast, as the ratio approaches the maximum value, the ratio moves toward zero.

Sources World Bank, *World Development Indicators*; International Monetary Fund, *International Financial Statistics*; United Nations National Accounts.

B Transfers and subsidies

This component is measured as general government transfers and subsidies as a share of GDP. The rating for this component is equal to: $(V_{\max} - V_i) / (V_{\max} - V_{\min})$ multiplied by 10. The V_i is the country's ratio of transfers and subsidies to GDP, while the V_{\max} and V_{\min} values are set at 37.2 and 0.5, respectively. The 1990 data were used to derive the maximum and minimum values for this component. The formula will generate lower ratings for countries with larger transfer sectors. When the size of a country's transfer sector approaches that of the country with the largest transfer sector during the 1990 benchmark year, the rating of the country will approach zero.

Sources International Monetary Fund, *Government Finance Statistics Yearbook*; World Bank, *World Development Indicators*; International Monetary Fund, *International Financial Statistics*; United Nations National Accounts.

C Government investment

Data on government investment as a share of total investment were used to construct the zero-to-10 ratings. Countries with more government enterprises and government investment received lower ratings. The rating for this component is equal to: $(V_{\max} - V_i) / (V_{\max} - V_{\min})$ multiplied by 10. The V_i is the country's ratio of transfers and subsidies to GDP, while the V_{\max} and V_{\min} values are set at 50.0

and 15.0, respectively. Minimum and maximum values were chosen to match the methodology of earlier years, which had categorized regimes instead of mapping data to a linear scale.

Sources International Monetary Fund, *Investment and Capital Stock Dataset*; World Bank, *World Development Indicators*; Organisation for Economic Co-operation and Development, *OECD Data*.

D Top marginal tax rate

i Top marginal income tax rate

Countries with higher marginal tax rates that take effect at lower income thresholds received lower ratings based on the matrix below. The income threshold data were converted from local currency to 1982/1984 US dollars (using beginning-of-year exchange rates and the US Consumer Price Index). These figures include sub-national rates if applicable.

	Income Threshold at Which the Top Marginal Rate Applies (1983 US\$)			
	<\$25,000	\$25,000 - <\$50,000	\$50,000 - <\$150,000	\$150,000+
< 21%	10	10	10	10
21% - <26%	9	9	10	10
26% - < 31%	8	8	9	9
31% - <36%	7	7	8	9
36% - <41%	5	6	7	8
41% - <46%	4	5	6	7
46% - < 51%	3	4	5	5
51% - <56%	2	3	4	4
56% - <61%	1	2	3	3
61% - <66%	0	1	2	2
66% - <70%	0	0	1	1
70%+	0	0	0	0

ii Top marginal income and payroll tax rates

Countries with higher marginal income and payroll (wage) tax rates that take effect at lower income thresholds received lower ratings based on the matrix below. The income threshold data were converted from local currency to 1983 US dollars (using beginning-of-year exchange rates and the US Consumer Price Index). These figures include sub-national rates if applicable.

Sources PricewaterhouseCoopers, *Worldwide Tax Summaries Online*; PricewaterhouseCoopers, *Individual Taxes: A Worldwide Summary* (various issues); Ernst & Young, *Worldwide Personal Tax and Immigration Guide* (various issues); Deloitte International Tax Source, *Guide to Fiscal Information: Key Economies in Africa* (various issues).

E State ownership of assets

This component is based on ratings from the *Varieties of Democracy* (V-Dem) data on State Ownership of the Economy, which “gauges the degree to which the state owns and controls capital (including land) in the industrial, agricultural, and service sectors. It does not measure the extent of government revenue and expenditure as a share of total output; indeed, it is quite common for states with expansive fiscal policies to exercise little direct control (and virtually no ownership) over the economy”. The rating for this component is designed to mirror the actual distribution of the raw data but on a zero-to-10 scale. The rating is equal to: $(V_i - V_{\min}) / (V_{\max} - V_{\min})$ multiplied by 10. The V_i is the country’s state ownership score, while the V_{\max} and V_{\min} were set at 2.5 standard deviations above and below the average, respectively. Countries with greater government ownership of assets get lower scores.

Source V-Dem Institute, *Varieties of Democracy*, <www.v-dem.net>.

Area 2 Legal System and Property Rights

Note The ratings for Area 2 are adjusted to reflect inequalities in the legal treatment of women. See Rosemarie Fike, Chapter 3: Adjusting for Gender Disparity in Economic Freedom and Why It Matters (*Economic Freedom of the World: 2017 Annual Report*: 189–211) for methodological details.

A Judicial independence

The first source of this component is from the *Global Competitiveness Report* question: “Is the judiciary in your country independent from political influences of members of government, citizens, or firms? No—heavily influenced (= 1) or Yes—entirely independent (= 7)”. The question’s wording has varied slightly over the years. All variables from the *Global Competitiveness Report* were converted from the original 1-to-7 scale to a zero-to-10 scale using this formula: $EFW_i = ((GCR_i - 1) \div 6) \times 10$. The second source is a collection of questions from the V-Dem dataset, namely: Judicial Purges, Government Attacks on the Judiciary, Court Packing, High Court Independence, and Low Court Independence. These variables are averaged and scaled to earlier Judicial Independence data via regression. The third data source originates with Staton and Linzer (2015), A Global Measure of Judicial Independence, 1900–2015. This data source scores from a zero-to-1 scale, so it was multiplied by 10 to place it on the scale of the other variables. The final number is the average of whichever of these three sources are available.

Source World Economic Forum, *Global Competitiveness Report*; V-Dem Institute, *Varieties of Democracy*, <www.v-dem.net>; Drew Linzer and Jeffrey Staton (2015), A Global Measure of Judicial Independence: 1948–2012, *Journal of Law and Courts* 3, 2: 223–256. The most recent version of the dataset can be found at <<https://dataverse.harvard.edu/dataset.xhtml?persistentId=doi:10.7910/DVN/NFXWUO>>.

B Impartial courts

The first source of this component is from the *Global Competitiveness Report* question: “The legal framework in your country for private businesses to settle disputes and challenge the legality of government actions and/or regulations is

inefficient and subject to manipulation (= 1) or is efficient and follows a clear, neutral process (= 7)". The question's wording has varied slightly over the years. The second source of this component is Judicial Corrupt Decision from the V-Dem dataset, which has been scaled to earlier Impartial Courts data via regression. The third is the Rule of Law indicator found in the *Worldwide Governance Indicators*. The formula used to calculate the zero-to-10 ratings was: $(V_i - V_{\min}) / (V_{\max} - V_{\min})$ multiplied by 10. V_i represents the component value. The values for V_{\max} and V_{\min} were set at 2.5 and -2.5, respectively. Countries with values outside the V_{\max} and V_{\min} range received ratings of either zero or 10, accordingly. The final number is the average of whichever of these three sources are available.

Source World Economic Forum, *Global Competitiveness Report*; World Bank, *Worldwide Governance Indicators*; V-Dem Institute, *Varieties of Democracy*, <www.v-dem.net>.

C Protection of property rights

The first source of this component is from the *Global Competitiveness Report* question: "Property rights, including over financial assets, are poorly defined and not protected by law (= 1) or are clearly defined and well protected by law (= 7)". The second source is Property Rights for Men from V-Dem. (An adjustment for the area as a whole is made later to uniformly account for gender disparities.) The V-Dem data has been scaled to earlier Protection of Property Rights data via regression. The third source is Property Rights and Rule-Based Governance from Country Policy and Institutional Assessment data from the World Bank. This has been scaled to the Legal System and Property Rights data via regression. The final number is the average of whichever of these three sources are available.

Source World Economic Forum, *Global Competitiveness Report*; V-Dem Institute, *Varieties of Democracy*, <www.v-dem.net>; World Bank, *Country Policy and Institutional Assessment*.

D Military interference in rule of law and politics

This component is based on the *International Country Risk Guide* Political Risk Component G, Military in Politics: "A measure of the military's involvement in politics. Since the military is not elected, involvement, even at a peripheral level, diminishes democratic accountability. Military involvement might stem from an external or internal threat, be symptomatic of underlying difficulties, or be a full-scale military takeover. Over the long term, a system of military government will almost certainly diminish effective governmental functioning, become corrupt, and create an uneasy environment for foreign businesses".

Sources PRS Group, *International Country Risk Guide*.

E Integrity of the legal system

The first source of this component is based on the *International Country Risk Guide* Political Risk Component I for Law and Order: "Two measures comprising one risk component. Each sub-component equals half of the total. The 'law' sub-component assesses the strength and impartiality of the legal system, and the 'order' sub-component assesses popular observance of the law". The second source is Judicial Accountability, Compliance with the High Court, Judicial Review, Transparent Laws with Predictable Enforcement, and Access to Justice for Men from the V-Dem dataset. (An adjustment for the area as a whole is made

later to uniformly account for gender disparities.) These variables are averaged and scaled to earlier Integrity of the Legal System data via regression. The final number is the average of whichever of these two sources are available.

Source PRS Group, *International Country Risk Guide*; V-Dem Institute, *Varieties of Democracy*, <www.v-dem.net>.

F Legal enforcement of contracts

This first source of this component is based on the World Bank's *Doing Business* estimates for the time and money required to collect a debt. The debt is assumed to equal 200% of the country's per-capita income where the plaintiff has complied with the contract and judicial judgment is rendered in his favor. Zero-to-10 ratings were constructed for (1) the time cost (measured in number of calendar days required from the moment the lawsuit is filed until payment); and (2) the monetary cost of the case (measured as a percentage of the debt). These two ratings were then averaged to arrive at the final rating for this sub-component. The formula used to calculate the zero-to-10 ratings was: $(V_{\max} - V_i) / (V_{\max} - V_{\min})$ multiplied by 10. V_i represents the time or money cost value. The values for V_{\max} and V_{\min} were set at 725 days and 82.3% (1.5 standard deviations above average in 2005) and 62 days (1.5 standard deviations below average in 2005) and 0%, respectively. Countries with values outside the range from V_{\max} to V_{\min} received ratings of either zero or 10, accordingly. The second source of this component is Enforcement of Contracts from the *Historical Ratings Research Package* by Business Environment Risk Intelligence. The formula used to calculate the zero-to-10 ratings was: $(V_i - V_{\min}) / (V_{\max} - V_{\min})$ multiplied by 10. V_i represents the component value. The values for V_{\max} and V_{\min} were set at 4 and zero, which corresponds to the range of the variable. The final number is the average of whichever of these two sources are available.

Source World Bank, *Doing Business*; Business Environment Risk Intelligence, *Historical Ratings Research Package*.

G Regulatory costs of the sale of real property

This sub-component is based on the World Bank's *Doing Business* data on the time measured in days and monetary costs required to transfer ownership of property that includes land and a warehouse. Zero-to-10 ratings were constructed for (1) the time cost (measured in number of calendar days required to transfer ownership); and (2) the monetary cost of transferring ownership (measured as a percentage of the property value). These two ratings were then averaged to arrive at the final rating for this sub-component. The formula used to calculate the zero-to-10 ratings was: $(V_{\max} - V_i) / (V_{\max} - V_{\min})$ multiplied by 10. V_i represents the time or money cost value. The values for V_{\max} and V_{\min} were set at 265 days and 15% (1.5 standard deviations above average in 2005) and 0 days and 0%, respectively. Countries with values outside the range from V_{\max} to V_{\min} received ratings of either zero or 10, accordingly.

Source World Bank, *Doing Business*.

H Reliability of police

This component is from the *Global Competitiveness Report* question: "To what extent can police services be relied upon to enforce law and order in your country? (1 = Cannot be relied upon at all; 7 = Can be completely relied upon)".

Source World Economic Forum, *Global Competitiveness Report*.

Area 3 Sound Money

A Money growth

The component measures the average annual growth of the money supply in the last five years minus average annual growth of real GDP in the last ten years. Countries where growth of the money supply greatly exceeds growth of real output receive lower ratings. The M1 money supply (basically defined as checkable deposits plus currency in circulation) was used to measure the money supply; since 2016 the monetary-base growth rate has been used instead of the M1 growth rate. The rating is equal to: $(V_{\max} - V_i) / (V_{\max} - V_{\min})$ multiplied by 10. V_i represents the average annual growth rate of the money supply during the last five years adjusted for the growth of real GDP during the previous ten years. The values for V_{\min} and V_{\max} were set at zero and 50%, respectively. Therefore, if the adjusted growth rate of the money supply during the last five years was zero, indicating that money growth was equal to the long-term growth of real output, the formula generates a rating of 10. Ratings decline as the adjusted growth of the money supply increases toward 50%. When the adjusted annual money growth is equal to (or greater than) 50%, a rating of zero results.

Sources World Bank, *World Development Indicators*; International Monetary Fund, *International Financial Statistics*; United Nations National Accounts.

B Standard deviation of inflation

This component measures the standard deviation of the inflation rate over the last five years. Generally, the GDP deflator was used as the measure of inflation for this component. When these data were unavailable, the Consumer Price Index was used. The following formula was used to determine the zero-to-10 scale rating for each country: $(V_{\max} - V_i) / (V_{\max} - V_{\min})$ multiplied by 10. V_i represents the country's standard deviation of the annual rate of inflation during the last five years. The values for V_{\min} and V_{\max} were set at zero and 25%, respectively. This procedure will allocate the highest ratings to the countries with the least variation in the annual rate of inflation. A perfect 10 results when there is no variation in the rate of inflation over the five-year period. Ratings will decline toward zero as the standard deviation of the inflation rate approaches 25% annually.

Sources World Bank, *World Development Indicators*; International Monetary Fund, *International Financial Statistics*.

C Inflation: most recent year

Generally, the Consumer Price Index was used as the measure of inflation for this component as it is often available before the GDP deflator is available. When these data were unavailable, the GDP deflator inflation rate was used. The zero-to-10 country ratings were derived by the following formula: $(V_{\max} - V_i) / (V_{\max} - V_{\min})$ multiplied by 10. V_i represents the rate of inflation during the most recent year. The values for V_{\min} and V_{\max} were set at zero and 50%, respectively—the lower the rate of inflation, the higher the rating. Countries that achieve perfect price stability earn a rating of 10. As the annual inflation rate moves towards 50%, the rating for this component moves toward zero. A zero rating is assigned to all countries with an inflation rate of 50% or more.

Sources World Bank, *World Development Indicators*; International Monetary Fund, *International Financial Statistics*.

D Freedom to own foreign currency bank accounts

When foreign currency bank accounts were permissible without any restrictions both domestically and abroad, the rating was 10; when these accounts were restricted, the rating was zero. If foreign currency bank accounts were permissible domestically but not abroad (or vice versa), the rating was 5.

Sources International Monetary Fund, *Annual Report on Exchange Arrangements and Exchange Restrictions*.

Area 4 Freedom to Trade Internationally

A Tariffs

i Revenues from trade taxes (% of trade sector)

This sub-component measures the amount of tax on international trade as a share of exports and imports. The formula used to calculate the ratings for this sub-component was: $(V_{\max} - V_i) / (V_{\max} - V_{\min})$ multiplied by 10. V_i represents the revenue derived from taxes on international trade as a share of the trade sector. The values for V_{\min} and V_{\max} were set at zero and 15%, respectively. This formula leads to lower ratings as the average tax rate on international trade increases. Countries with no specific taxes on international trade earn a perfect 10. As the revenues from these taxes rise toward 15% of international trade, ratings decline toward zero.

Sources International Monetary Fund, *Government Finance Statistics Yearbook*; International Monetary Fund, *International Financial Statistics*.

ii Mean tariff rate

This sub-component is based on the unweighted mean of tariff rates. The formula used to calculate the zero-to-10 rating for each country was: $(V_{\max} - V_i) / (V_{\max} - V_{\min})$ multiplied by 10. V_i represents the country's mean tariff rate. The values for V_{\min} and V_{\max} were set at 0% and 50%, respectively. This formula will allocate a rating of 10 to countries that do not impose tariffs. As the mean tariff rate increases, countries are assigned lower ratings. The rating will decline toward zero as the mean tariff rate approaches 50%. (Note that, except for two or three extreme observations, all countries have mean tariff rates within this range from 0% to 50%.)

Source World Trade Organization, *World Tariff Profiles*.

iii Standard deviation of tariff rates

Compared to a uniform tariff, wide variations in tariff rates indicate greater efforts towards central planning of the economy's production and consumption patterns. Thus, countries with a greater variation in their tariff rates are given lower ratings. The formula used to calculate the zero-to-10 ratings for this component was: $(V_{\max} - V_i) / (V_{\max} - V_{\min})$ multiplied by 10. V_i represents the standard deviation of the country's tariff rates. The values for V_{\min} and V_{\max} were set at 0% and 25%, respectively. This formula will allocate a rating of 10 to countries that impose a uniform tariff. As the standard deviation of tariff rates increases towards 25%, ratings decline toward zero. (Note that, except for a few very extreme observations, the standard deviations of the tariff rates for the countries in our study fall within this 0% to 25% range.)

Source World Trade Organization, *World Tariff Profiles*.

B Regulatory trade barriers

i Non-tariff trade barriers

This sub-component is based on the Global Competitiveness Report survey question: “In your country, tariff and non-tariff barriers significantly reduce the ability of imported goods to compete in the domestic market. 1–7 (best)”. The question’s wording has varied slightly over the years. Note, notwithstanding the sub-component’s title, this indicator captures both tariff and non-tariff barriers.

Source World Economic Forum, *Global Competitiveness Report*.

ii Compliance costs of importing and exporting

This sub-component is based on the World Bank’s *Doing Business* data on the time (*i.e.*, non-money) cost of procedures required to import a full 20-foot container of dry goods that contains no hazardous or military items. Countries where it takes longer to import or export are given lower ratings. Zero-to-10 ratings were constructed for (1) the time cost (in hours) associated with border compliance and documentary compliance when exporting; and (2) the time cost (in hours) associated with border compliance and documentary compliance when importing. These two ratings were then averaged to arrive at the final rating for this sub-component. The formula used to calculate the zero-to-10 ratings was: $(V_{\max} - V_i) / (V_{\max} - V_{\min})$ multiplied by 10. V_i represents the time cost value. The values for V_{\max} and V_{\min} were set, respectively, at 228.38 (1.5 standard deviations above average in 2014) and 0 hours for exporting; and 338.00 hours (1.5 standard deviations below average in 2014) and 0 hours for importing. Countries with values outside the V_{\max} and V_{\min} range received ratings of either zero or 10, accordingly.

Source World Bank, *Doing Business*.

C Black-market exchange rates

This component is based on the percentage difference between the official and the parallel (black-market) exchange rate. The formula used to calculate the zero-to-10 ratings for this component was the following: $(V_{\max} - V_i) / (V_{\max} - V_{\min})$ multiplied by 10. V_i is the country’s black-market exchange-rate premium. The values for V_{\min} and V_{\max} were set at 0% and 50%, respectively. This formula will allocate a rating of 10 to countries without a black-market exchange rate; that is, those with a domestic currency that is fully convertible without restrictions. When exchange-rate controls are present and a black market exists, the ratings will decline toward zero as the black-market premium increases toward 50%. A zero rating is given when the black market premium is equal to, or greater than, 50%.

Source *MRI Bankers’ Guide to Foreign Currency*.

D Controls of the movement of capital and people

i Financial openness

This sub-component is based on the Chinn-Ito Index of *de jure* financial openness. This index is composed of a series of dummy variables that “codify the tabulation of restrictions on cross-border financial transactions reported in the IMF’S *Annual Report on Exchange Arrangements and Exchange Restrictions*”. This data source scores from a 0-to-1 scale, so it was multiplied by 10 to place it on the zero-to-10 scale

Source Menzie Chinn and Hiro Ito (2006), What Matters for Financial Development? Capital Controls, Institutions, and Interactions, *Journal of Development Economics* 81,

1: 163–191; Menzi Chinn and Hiro Ito (2008), A New Measure of Financial Openness, *Journal of Comparative Policy Analysis* 10, 3: 309–322. See also <http://web.pdx.edu/~ito/Chinn-Ito_website.htm>.

ii Capital controls

The International Monetary Fund reports on up to 13 types of international capital controls. The zero-to-10 rating is the percentage of capital controls not levied as a share of the total number of capital controls listed, multiplied by 10.

Source International Monetary Fund, *Annual Report on Exchange Arrangements and Exchange Restrictions*.

iii Freedom of foreigners to visit

This component measures the percentage of countries for which a country requires a visa from foreign visitors. It reflects the freedom of foreigners to travel to this country for tourist and short-term business purposes. The formula used to calculate the zero-to-10 ratings was: $(V_i - V_{\min}) / (V_{\max} - V_{\min})$ multiplied by 10. V_i represents the component value. The values for V_{\max} and V_{\min} were set at 47.2 (1 standard deviation above average) and 0. Countries with values outside the V_{\max} and V_{\min} range received ratings of either zero or 10, accordingly.

Sources Robert Lawson and Jayme Lemke (2012), Travel Visas, *Public Choice* 154, 1-2: 17–36; authors' calculations.

Area 5 Regulation

Note The rating for Area 5 is calculated as the average of Components 5A, 5B, and 5C. When there were not enough data to generate ratings in at least two of those components, which is common especially in earlier years, the rating for Area 5 was computed to be $2.5 + 0.50(X_t)$, where X_t is the average of all the sub-components in Area 5. This formula was created based on a regression analysis comparing countries with and without complete data.

A Credit market regulations

i Ownership of banks

Data on the percentage of bank deposits held in privately owned banks were used to construct rating intervals. Countries with larger shares of privately held deposits received higher ratings. When privately held deposits totaled between 95% and 100%, countries were given a rating of 10. When private deposits constituted between 75% and 95% of the total, a rating of 8 was assigned. When private deposits were between 40% and 75% of the total, the rating was 5. When private deposits totaled between 10% and 40%, countries received a rating of 2. A zero rating was assigned when private deposits were 10% or less of the total.

Sources Anginer, D., A. Can Bertay, R. Cull, A. Demirgüç-Kunt, and D. S. Mare (2019), *Bank Regulation and Supervision Ten Years after the Global Financial Crisis*, Policy Research Working Paper, World Bank, forthcoming; World Bank, *Bank Regulation and Supervision Survey*; James R. Barth, Gerard Caprio, and Ross Levine (2006), *Rethinking Bank Regulation: Till Angels Govern*, Cambridge University Press.

ii *Private sector credit*

This sub-component measures the extent of government borrowing relative to private-sector borrowing. Greater government borrowing indicates more central planning and results in lower ratings. If available, this sub-component is calculated as the government fiscal deficit as a share of gross saving. The formula used to derive the country ratings for this sub-component was $(V_{\max} - V_i) / (V_{\max} - V_{\min})$ multiplied by 10. V_i is the [absolute value of the] deficit to gross savings ratio, and the values for V_{\max} and V_{\min} are set at 100% and 0%, respectively. The formula allocates higher ratings as the deficit gets smaller (that is, closer to zero) relative to gross saving. If the deficit data are not available, the component is instead based on the share of private credit relative to total credit extended in the banking sector. Higher values are indicative of greater economic freedom. Thus, the formula used to derive the country ratings for this sub-component was $(V_i - V_{\min}) / (V_{\max} - V_{\min})$ multiplied by 10. V_i is the share of the country's total domestic credit allocated to the private sector and the values for V_{\max} and V_{\min} are set at 99.9% and 10.0%, respectively. The 1990 data were used to derive the maximum and minimum values for this component. The formula allocates higher ratings as the share of credit extended to the private sector increases.

Sources World Bank, *World Development Indicators*; World Economic Forum, *Global Competitiveness Report*; International Monetary Fund, *International Financial Statistics*.

iii *Interest rate controls / negative real interest rates*

Data on credit-market controls and regulations were used to construct rating intervals. Countries with interest rates determined by the market, stable monetary policy, and reasonable real-deposit and lending-rate spreads received higher ratings. When interest rates were determined primarily by market forces as evidenced by reasonable deposit and lending-rate spreads, and when real interest rates were positive, countries were given a rating of 10. When interest rates were primarily market-determined but the real rates were sometimes slightly negative (less than 5%) or the differential between the deposit and lending rates was large (8% or more), countries received a rating of 8. When the real deposit or lending rate was persistently negative by a single-digit amount or the differential between them was regulated by the government, countries were rated at 6. When the deposit and lending rates were fixed by the government and the real rates were often negative by single-digit amounts, countries were assigned a rating of 4. When the real deposit or lending rate was persistently negative by a double-digit amount, countries received a rating of 2. A zero rating was assigned when the deposit and lending rates were fixed by the government and real rates were persistently negative by double-digit amounts or hyperinflation had virtually eliminated the credit market.

Sources World Bank, *World Development Indicators*; International Monetary Fund, *International Financial Statistics*; CIA, *The World Factbook*.

B Labor market regulations

i *Hiring regulations and minimum wage*

This sub-component is based on the “Employing Workers” section of the World Bank’s *Doing Business* and uses the following components: (1) whether fixed-term contracts are prohibited for permanent tasks; (2) the maximum cumulative

duration of fixed-term contracts; and (3) the ratio of the minimum wage for a trainee or first-time employee to the average value added per worker. An economy is assigned a score of 1 if fixed-term contracts are prohibited for permanent tasks and a score of 0 if they can be used for any task. A score of 1 is assigned if the maximum cumulative duration of fixed-term contracts is less than 3 years; 0.5 if it is 3 years or more but less than 5 years; and 0 if fixed-term contracts can last 5 years or more. Finally, a score of 1 is assigned if the ratio of the minimum wage to the average value added per worker is 0.75 or more; 0.67 for a ratio of 0.50 or more but less than 0.75; 0.33 for a ratio of 0.25 or more but less than 0.50; and 0 for a ratio of less than 0.25. More severe labor contract restrictions and/or higher minimum wages result in lower ratings for this sub-component.

Source World Bank, *Doing Business*.

ii *Hiring and firing regulations*

This sub-component is based on the *Global Competitiveness Report* question: “The hiring and firing of workers is impeded by regulations (= 1) or flexibly determined by employers (= 7)”. The question’s wording has varied over the years.

Source World Economic Forum, *Global Competitiveness Report*.

iii *Centralized collective bargaining*

This sub-component is based on the *Global Competitiveness Report* question: “Wages in your country are set by a centralized bargaining process (= 1) or up to each individual company (= 7)”. The wording of the question has varied over the years.

Source World Economic Forum, *Global Competitiveness Report*.

iv *Hours regulations*

This sub-component is based on the Employing Labor section in the World Bank’s *Doing Business*; it uses the following five components: (1) whether there are restrictions on night work; (2) whether there are restrictions on holiday work; (3) whether the length of the work week can be 5.5 days or longer; (4) whether there are restrictions on overtime work; and (5) whether the average paid annual leave is 21 working days or more. For each question, when the regulations apply, a score of 1 is given. If there are no restrictions, the economy receives a score of 0. The zero-to-10 rating is based on how many of these regulations are in place: 0 regulations results in a rating of 10; 1 regulation results in a rating of 8; and so on.

Source World Bank, *Doing Business*.

v *Mandated cost of worker dismissal*

This sub-component is based on the World Bank’s *Doing Business* data on the cost of the advance notice requirements, severance payments, and penalties due when dismissing a redundant worker with 10-years tenure. The formula used to calculate the zero-to-10 ratings was: $(V_{\max} - V_i) / (V_{\max} - V_{\min})$ multiplied by 10. V_i represents the dismissal cost (measured in weeks of wages). The values for V_{\max} and V_{\min} were set at 58 weeks (1.5 standard deviations above average in 2005) and 0 weeks, respectively. Countries with values outside the V_{\max} and V_{\min} range received ratings of either zero or 10, accordingly.

Source World Bank, *Doing Business*.

vi *Conscription*

Data on the use and duration of military conscription were used to construct rating intervals. Countries with longer conscription periods received lower ratings. A rating of 10 was assigned to countries without military conscription. When length of conscription was six months or less, countries were given a rating of 5. When length of conscription was more than six months but not more than 12 months, countries were rated at 3. When length of conscription was more than 12 months but not more than 18 months, countries were assigned a rating of 1. When conscription periods exceeded 18 months, countries were rated zero. If conscription was present but apparently not strictly enforced or the length of service could not be determined, the country was given a rating of 3. In cases where it is clear conscription is never used, even though it may be possible, a rating of 10 is given. If a country's mandated national service includes clear non-military options, the country was given a rating of 5.

Sources International Institute for Strategic Studies, *The Military Balance*; War Resisters International, *World Survey of Conscription and Conscientious Objection to Military Service*; additional online sources used as necessary.

C Business regulations

i *Administrative requirements*

This sub-component is based on the *Global Competitiveness Report* question: “Complying with administrative requirements (permits, regulations, reporting) issued by the government in your country is (1 = burdensome, 7 = not burdensome)”. The question's wording has varied slightly over the years.

Source World Economic Forum, *Global Competitiveness Report*.

ii *Bureaucracy costs*

This sub-component is based on the “Regulatory Burden Risk Ratings” from IHS Markit, which measures “[t]he risk that normal business operations become more costly due to the regulatory environment. This includes regulatory compliance and bureaucratic inefficiency and/or opacity. Regulatory burdens vary across sectors so scoring should give greater weight to sectors contributing the most to the economy”. The raw scores range, roughly, from 0 to 7, with higher values indicating greater risk. The formula used to calculate the zero-to-10 ratings was: $(V_{\max} - V_i) / (V_{\max} - V_{\min})$ multiplied by 10. V_i is the country's Regulatory Burden rating, while the V_{\max} and V_{\min} were set at 5 and 0.5, respectively. These ratings were first published for 2014, and the 2014 ratings were used for 2012–2013.

This source replaces that used previously, the World Economic Forum's *Global Competitiveness Report* question: “Standards on product/service quality, energy and other regulations (outside environmental regulations) in your country are: (1 = Lax or non-existent, 7 = among the world's most stringent)”.

Source IHS Markit.

iii *Starting a business*

This sub-component is based on the World Bank's *Doing Business* data on the amount of time and money it takes to start a new limited liability business. Countries where it takes longer or is more costly to start a new business are given lower ratings. Zero-to-10 ratings were constructed for three variables: (1) time

(measured in days) necessary to comply with regulations when starting a limited liability company; (2) money costs of the fees paid to regulatory authorities (measured as a share of per-capita income); and (3) minimum capital requirements, that is, funds that must be deposited into a company bank account (measured as a share of per-capita income). These three ratings were then averaged to arrive at the final rating for this sub-component. The formula used to calculate the zero-to-10 ratings was: $(V_{\max} - V_i) / (V_{\max} - V_{\min})$ multiplied by 10. V_i represents the variable value. The values for V_{\max} and V_{\min} were set at 104 days, 317%, and 1,017% (1.5 standard deviations above average in 2005) and 0 days, 0%, and 0%, respectively. Countries with values outside the V_{\max} and V_{\min} range received ratings of either zero or 10, accordingly.

Source World Bank, *Doing Business*.

iv *Impartial public administration*

This sub-component is based on the “Rigorous and Impartial Public Administration” data from the V-Dem dataset. If nepotism, cronyism, and discrimination are widespread in the application of public administration, countries receive a lower score. The rating is equal to: $(V_i - V_{\min}) / (V_{\max} - V_{\min})$ multiplied by 10. The V_i is the country’s state ownership score, while the V_{\max} and V_{\min} were set at 2.5 standard deviations above and below the average, respectively.

Source V-Dem Institute, *Varieties of Democracy*, <www.v-dem.net>.

v *Licensing restrictions*

This sub-component is based on the World Bank’s *Doing Business* data on the time in days and monetary costs required to obtain a license to construct a standard warehouse. Zero-to-10 ratings were constructed for (1) the time cost (measured in number of calendar days required to obtain a license) and (2) the monetary cost of obtaining the license (measured as a share of per-capita income). These two ratings were then averaged to arrive at the final rating for this sub-component. The formula used to calculate the zero-to-10 ratings was: $(V_{\max} - V_i) / (V_{\max} - V_{\min})$ multiplied by 10. V_i represents the time or money cost value. The values for V_{\max} and V_{\min} were set at 363 days and 2,763% (1.5 standard deviations above average in 2005) and 56 days (1.5 standard deviations below average in 2005) and 0%, respectively. Countries with values outside the V_{\max} and V_{\min} range received ratings of either zero or 10, accordingly.

Source World Bank, *Doing Business*.

vi *Cost of tax compliance*

This sub-component is based on the World Bank’s *Doing Business* data on the time required per year for a business to prepare, file, and pay taxes on corporate income, value added or sales taxes, and taxes on labor. The formula used to calculate the zero-to-10 ratings was: $(V_{\max} - V_i) / (V_{\max} - V_{\min})$ multiplied by 10. V_i represents the time cost (measured in hours) of tax compliance. The values for V_{\max} and V_{\min} were set at 892 hours (1.5 standard deviations above average in 2005) and 0 hours, respectively. Countries with values outside the V_{\max} and V_{\min} range received ratings of either zero or 10, accordingly.

Source World Bank, *Doing Business*.

About the Authors

James D. Gwartney

James D. Gwartney is a Professor of Economics and the Gus A. Stavros Eminent Scholar at Florida State University. He is the co-author of *Economics: Private and Public Choice* (Cengage/South-Western Press, 2017), a widely used principles of economics text now in its 16th edition. He is also co-author of an economics primer, *Common Sense Economics: What Everyone Should Know about Wealth and Prosperity* (St. Martin's Press, 2016). His publications have appeared in both scholarly journals and popular media such as the *Wall Street Journal* and the *New York Times*. He served as Chief Economist of the Joint Economic Committee of the US Congress during 1999–2000. In 2004, he was the recipient of the Adam Smith Award of the Association of Private Enterprise Education for his contribution to the advancement of free-market ideals. He is a past President of the Southern Economic Association and the Association of Private Enterprise Education. His Ph.D. in economics is from the University of Washington.

Robert A. Lawson

Robert Lawson holds the Jerome M. Fullinwider Centennial Chair in Economic Freedom; he is also director of the O'Neil Center for Global Markets and Freedom at the Southern Methodist University (SMU) Cox School of Business. He earned his Ph.D. and M.S. in Economics from Florida State University and his B.S. in Economics from the Honors Tutorial College at Ohio University. He has authored or co-authored over 100 journal articles, book chapters, and policy reports. With Benjamin Powell, he is co-author of the Amazon bestseller, *Socialism Sucks: Two Economists Drink Their Way through the Unfree World* (Regnery Publishing, 2019). Lawson is past-president of the Association of Private Enterprise Education, a Senior Fellow at the Fraser Institute, and a member of the Mont Pelerin Society. He was awarded the Adam Smith Award from the Association of Private Enterprise Education in 2019.

Joshua C. Hall

Joshua C. Hall is Professor of Economics, Chair of the Department of Economics, and Director of the Center for Free Enterprise in the John Chambers College of Business and Economics at West Virginia University (WVU). He is the 2019–2020 Benedum Distinguished Scholar in Behavioral and Social Sciences at WVU, the University's highest research award. He earned his bachelor and master degrees in Economics from Ohio University and his Ph.D. from West Virginia University in 2007. Hall is a past president of the Association of Private Enterprise Education and also a Senior Fellow at the Fraser Institute. He is author or co-author of over 125 articles in journals such as *Public Choice*, *Economic Inquiry*, *Contemporary Economic Policy*, *Journal of Economic Behavior and Organization*, *Southern Economic Journal*, and *Journal of Public Administration Research and Theory*.

Ryan Murphy

Ryan Murphy is a Senior Research Fellow at the O’Neil Center for Global Markets and Freedom at the Southern Methodist University (SMU) Cox School of Business. He received his B.A. in Economics from Boston College and M.S. and Ph.D. in Economics from Suffolk University. His research has appeared in publications such as the *American Journal of Agricultural Economics*, *Public Choice*, *Public Health*, *Rationality & Society*, and *Contemporary Economic Policy*. He is the author of *Markets against Modernity: Ecological Irrationality, Public and Private* (Rowman & Littlefield, 2019).

About the Contributors

Niclas Berggren

Niclas Berggren is an Associate Professor of Economics at the Research Institute of Industrial Economics (IFN) in Stockholm, Sweden, and in the Department of Economics (KEKE NF) at the University of Economics in Prague, Czech Republic. He received his Ph.D. and the title of Associate Professor from the Stockholm School of Economics. His research is primarily in constitutional, institutional, and cultural economics, not least using the index published in *Economic Freedom of the World* to pinpoint the determinants and consequences of market-oriented institutions. He has published about 50 articles in journals such as the *Journal of Public Economics*, *Public Choice*, the *Journal of Institutional Economics*, the *European Journal of Political Economy*, and the *Journal of Economic Behavior & Organization*.

Fred McMahon

Fred McMahon is a Fraser Institute Resident Fellow and holder of the Dr. Michael A. Walker Research Chair in Economic Freedom. He has an M.A. in Economics from McGill University. Mr. McMahon manages the Economic Freedom of the World Project and the Economic Freedom Network, an international alliance of over 100 think-tank partners in about 100 nations and territories. He is the author of numerous research articles and several books including, *Looking the Gift Horse in the Mouth: The Impact of Federal Transfers on Atlantic Canada*, which won the Sir Antony Fisher International Memorial Award for advancing public-policy debate, *Road to Growth: How Lagging Economies Become Prosperous*, and *Retreat from Growth: Atlantic Canada and the Negative Sum Economy*. He has written for numerous publications including the *European Journal of Political Economy*, *SAIS Journal* (School of Advanced International Studies, Johns Hopkins University), *Wall Street Journal*, *Policy Options*, *National Post*, *Time* (Canada), *Globe and Mail*, *Ottawa Citizen*, and most other major Canadian newspapers.

Therese Nilsson

Therese Nilsson is an Associate Professor of Economics in the Department of Economics at Lund University in Lund, Sweden, and at the Research Institute of Industrial Economics (IFN) in Stockholm, Sweden. She obtained her Ph.D. and the title of Associate Professor from Lund University. Her research is oriented towards institutions, income inequality, globalization, tolerance, and health, and she has published in journals such as the *Journal of the European Economic Association*, *Social Science & Medicine*, *Economic Policy*, the *Journal of Comparative Economics*, *World Development*, and the *Journal of Health Economics*.

Acknowledgments

As always, we are grateful for the leadership and enduring support of the Fraser Institute, its president Niels Veldhuis, executive vice-president Jason Clemens, and our long-time partner and friend Fred McMahon, who holds the Institute's Dr. Michael A. Walker Research Chair in Economic Freedom. Without the assistance and guidance of both Michael Walker, co-founder of the Fraser Institute, and the late Milton Friedman, this project would never have gotten off the ground.

The too-numerous-to-name members of the Economic Freedom Network again provided valuable support for this report. Our thanks also go to Kathy Maki-nen of Florida State University for research assistance.

We thank the Charles Koch Foundation and the Searle Freedom Trust for their financial support.

James Gwartney, Robert Lawson, Joshua Hall & Ryan Murphy

The Economic Freedom Network

Co-publishers of *Economic Freedom of the World*

Afghanistan	Afghanistan Economic and Legal Studies Organization (AELSO)
Albania	Albanian Center for Economic Research (ACER)
Argentina	Fundación Libertad
Armenia	Centre of Political, Legal and Economic Research and Forecasting (PLERF)
Australia	Institute of Public Affairs
Azerbaijan	Center for Economic and Political Research
Bahamas	The Nassau Institute
Bangladesh	Making Our Economy Right (MOER)
Belarus	Scientific Research Mises Center
Belgium	The Ludwig von Mises Institute-Europe
Bolivia	Política Publicas para la Libertad (POPULI)
Bosnia and Herzegovina	Center for Advancement of Free Enterprise
Brazil	Instituto Liberal do Rio de Janeiro
Bulgaria	Institute for Market Economics
Burkina Faso	Le Centre des Affaires Humaines (CEDAH)
Canada	The Fraser Institute
Chile	Instituto Libertad y Desarrollo
China	Center for China & Globalization
Colombia	Instituto de Ciencia Política
Costa Rica	Instituto para la Libertad y el Análisis de Políticas
Côte d'Ivoire	Audace Institut Afrique
Croatia	The Institute of Economics
Czech Republic	Liberální Institut
Denmark	Center for Politiske Studier (CEPOS)
Dominican Republic	CREES (Centro Regional de Estrategias Economicas Sostenibles)
Ecuador	Instituto Ecuatoriano de Economía Política
Egypt	The Egyptian Center for Public Policy Studies (ECPPS)
Ethiopia	Teachings of Entrepreneurship on Antipoverty Movement (TEAM)
Finland	Libera Foundation
France	Institut Economique Molinari
Georgia	New Economic School - Georgia
Germany	Liberales Institut
Ghana	The Institute of Economic Affairs
Greece	KeFiM – Center for Liberal Studies – Markos Dragoumis
Guatemala	Centro de Investigaciones Económicas Nacionales
Haiti	Catch Up Haiti
Honduras	Fundación Eléutera
Hong Kong	Hong Kong Centre for Economic Research
Hungary	Free Market Foundation
Iceland	Centre for Social and Economic Research (RSE)
India	Centre for Civil Society
Indonesia	Institute for Development of Economics and Finance
Iraq	Iraqi Institute for Economic Reform
Israel	Jerusalem Institute for Market Studies
Italy	Centro Einaudi

Jordan	Young Entrepreneurs Association
Kazakhstan	IDEA (Institute for Development and Economic Affairs)
Kenya	Eastern Africa Policy Centre
Korea, South	Center for Free Enterprise
Kosovo	Group for Legal and Political Studies
Kyrgyz Republic	CAFMI (Central Asian Free Market Institute)
Lithuania	Lithuanian Free Market Institute
Malaysia	Institute for Democracy and Economic Affairs (IDEAS)
Mali	The Centre Kassoum Coulibaly
Mexico	Caminos de la Libertad
Mongolia	Open Society Forum
Montenegro	The Institute for Entrepreneurship and Economic Development (IPER)
Nambia	The Chevauchee Foundation
Nepal	Samridi, The Prosperity Foundation
New Zealand	The New Zealand Initiative
Nicaragua	Nicaraguan Foundation for Economic and Social Development (FUNIDES)
Nigeria	Initiative of Public Policy Analysis
North Macedonia	The Institute for Research and European Studies (IRES)
Norway	Center for Business and Society Incorporated (Civita)
Oman	International Research Foundation (IRF)
Pakistan	Alternate Solutions Institute
Palestine	Pal-Think for Strategic Studies
Panama	Fundación Libertad
Paraguay	The Fundacion Issos para la Libertad y el Desarrollo
Peru	Centro de Investigación y Estudios Legales (CITEL)
Philippines	Center for Research and Communication
Poland	Centrum IM. Adama Smitha
Portugal	Causa Liberal
Romania	Center for Institutional Analysis and Development Eleutheria (CADI)
Russia	Institute of Economic Analysis (IEA)
Serbia	Libertarian Club - Libek
Singapore	Adam Smith Center
Slovak Republic	The F.A. Hayek Foundation
Slovenia	Visio Institute
South Africa	The Free Market Foundation (Southern Africa)
Spain	Fundació Catalunya Oberta
Sri Lanka	The Pathfinder Foundation
Sudan	Nile Institute of Economic Studies
Sweden	Timbro
Switzerland	Liberales Institut
Tajikistan	Tajikistan Free Market Centre
Tanzania	Uhuru Initiative for Policy & Education
Trinidad and Tobago	Arthur Lok Jack Graduate School of Business, The University of the West Indies
Turkey	Association for Liberal Thinking
Ukraine	Bendukidze Free Market Center
United Kingdom	Institute of Economic Affairs (IEA)
United States of America	Cato Institute
Uruguay	Centro de Estudios para el Desarrollo
Venezuela	Center for the Dissemination of Economic Knowledge (CEDICE)
Zambia	Zambia Institute for Public Policy Analysis (ZIPPA)

Associate members

The Economic Freedom Network accepts only one member per jurisdiction as a full member of the network and co-publisher of the report but the network also has a number of associate members. Although they are not co-publishers of *Economic Freedom of the World*, they work with the network and the Fraser Institute on special projects to promote economic freedom.

Albania	Foundation for Economic Freedom
Argentina	Libertad y Progreso
Armenia	Wide Opportunities Youth Non-Governmental Organization (WO YNGO)
Brazil	Estudantes Pela Liberdade Centro Mackenzie de Liberdade Econômica Instituto Liberdade
Colombia	Centro para la Libre Iniciativa
Croatia	Centre for Public Policy and Economic Analysis (CEA) and Association for Individual Liberty "Iustitia"
Ghana	IMANI Center for Policy & Education Institute for Liberty and Policy Innovation (ILAPI)
Hong Kong	The Lion Rock Institute
Indonesia	The Center for Indonesian Policy Studies (CIPS)
Mongolia	Mongolian National Chamber of Commerce and Industry
Montenegro	The Lucha Institute
Pakistan	Policy Research Institute of Market Economy (PRIME)
Paraguay	Instituto Fernando de la Mora
Sri Lanka	Advocata Institute
Tanzania	Liberty Sparks
Turkey	Özgürlük Araştırmaları Derneği
Ukraine	Easy Business Ukrainian Center for Independent Political Research Ukrainian Economic Freedoms Foundation (UEFF)
United States of America	Atlas Network Independent Institute William J. O'Neil Center for Global Markets and Freedom